



DESIGN

G U I D E



Welcome

to the
Mid Continent Cabinetry®
Design Guide

Full of tips and inspiration, this design guide is your go-to companion during the exciting and, yes, sometimes overwhelming process that is a home remodel. Browse the styles and finishes, organizational “sanity helpers,” and attention-grabbing wood hoods, and be reassured by the designer notes along the way.

Mid Continent Cabinetry’s powerful portfolio of cabinetry options will propel your vision of home from magazine clippings and Pinterest boards to a dream realized. You can count on Mid Continent Cabinetry — and on us — to deliver what will surely be your new favorite room.

Cheers to a beautiful home!

Your Mid Continent Cabinetry Designer Team



Designer Tip:

Look for the + symbol throughout for additional information and inspirational ideas

Shown on front cover: Payson Maple Steam Paint and Kanga Stain, Signature™ Series



Stephanie Alant

Kitchen and Bath Designer
Tully, NY

Designer Spotlight

Hi Stephanie!

Tell me a little about yourself. Where are you from, family, hobbies, anything you'd like to share

Hello! My name is Stephanie, I was born, mostly raised, and still live in upstate New York, I spent a few years living in Milan, Italy and Melbourne, Australia growing up. I am married to a wonderful man from South Africa, together we have 3 very amazing and very busy boys our spare time we love being with our family and friends, spending time in nature, and playing tennis every sunny day there is.

How long have you been a designer? How long have you been designing with Mid Continent?

I have been a designer for over 10 years now, and I have been designing with Mid-Continent for the last year.

What are some of your favorite features of Mid Continent Cabinetry?

I love the color selections, all the great wood stains, the transom capabilities, the floating shelves, and the overall quality of

the cabinetry. Mid Continent’s wide range of capabilities makes it a versatile line that attracts a wide range of clients.

Do you have any design tips or tricks that you'd like to share?

Through the years I’ve learned to ask my clients a lot of questions and try to put myself in their shoes from the beginning. There are a thousand different ways to design any space so trying to understand their goals and look from the beginning saves a lot of time through the process.

What are some of the biggest design challenges you have faced?

One of the biggest challenges I’ve learned to overcome is how to design an iconic looking kitchen on a client’s typical budget. I’ve found a lot of it is all about the details. Seeing my clients fawn over their newly designed spaces is my greatest reward!

Tell me about this design. What were the customers looking for? Were there any obstacles you had to overcome? Can you tell me about the finish choices?

The clients were looking for a design

that would better suit their family and entertaining needs. They were looking for more in kitchen seating, a better design/look, and more storage than what they currently have. The biggest obstacle with this kitchen was the width of the room and finding a flow that fit all their needs. The client has a beautiful home, and we wanted the kitchen to balance with everything else that was in her house.

Can you share any unique or innovative solutions you implemented in this kitchen?

I think this whole kitchen is unique. From the shape of the room, to the island and hood design, and the wet bar solution. The overall layout was really key to making this kitchen flow with the house.

What feedback did you receive from the clients after the project was completed?

The clients love the finished product. Even visiting them a few days ago, they commented on how great the change has been and how they could have never envisioned the space functioning and looking as great as it does.

Shown: Dapper Steam Painted Hardwood and Rustic Hickory Morel Stain.

Enlightened.™ This is Mid Continent.™ | 1



Enlightened™ This is Mid Continent™

Mid Continent Cabinetry® offers different series to meet a variety of needs and budgets. Your designer will help you determine which is the right fit for you and your design.

To understand what is available in each series, look for the icons throughout this design guide.

P PIVOT™ SERIES

A great entryway into Mid Continent Cabinetry, the Pivot Series offers all the essentials to create a beautiful design.

S SIGNATURE™ SERIES

When your project calls for additional nuance — like storage, organizational features and additional touches — step up to Signature Series.

Tap Into the Latest Trends



Inside

This Design Guide

Tap Into the Latest Trends

Warmer Tones*

Interior colors are moving to warmer tones. People are switching to cozy, soft, and natural. Allowing wood tones and warmth to envelop the room rather than the painted cabinetry stark white of past.

- 04 Style With Staying Power
- 12 Color By Number
- 14 Just The Right Finish
- 26 Organizational Overhaul
- 28 Wood Hoods That Impress
- 30 Personalize With Accessories

Shown on top: Henri Maple Coastline Stain, Pivot Series
Bottom right: Payson Maple Kanga Stain, Signature Series
Bottom left: Perry Maple Seal Stain and Painted Brightest White, Signature Series

* MLLC 2024 Kitchen Trends Survey



Ready, Set, Style.

Selecting a drawer and door style is a great place to get started. From a straightforward Shaker to an intricately detailed design style, Mid Continent Cabinetry® has what you need.

Things To Consider When Shopping Styles:

Select the one that aligns with your vision.



Clean, smooth slab drawer fronts.



Detailed, five-piece drawer fronts.



Full overlay drawer and door fronts will deliver seamless coverage of cabinet fronts.



Partial overlay allows each drawer and door to stand out on its own.



Cherry, maple, oak and more. The wood species you choose will affect the way your chosen wood stain or paint reads on the wood color and grain. With so many combinations to choose from, your designer can help further guide.



+

DESIGNER TIP:
Does your design call for modern and minimal? Specialty laminate may be for you. See these sleek styles on page 24.

Full Overlay Door Styles

Species and finish offering differs in each Series.

S Signature™ Series	C Cherry	M Maple	R Rustic Alder
P Pivot™ Series	D MDF	O Oak	L Laminate
	H Rustic Hickory	P Painted Hardwood	P PureStyle™



Slim FO
5-Piece Drawer Front
S **C** **M** **O**
P **C** **M** **O** **P**



Slim FO
Profiled Slab Drawer Front
S **C** **M** **O**
P **C** **M** **O** **P**



Glyndon
5-Piece Drawer Front
S **C** **M** **R**



Glyndon
Slab Drawer Front
S **C** **M** **R**



Simple FO*
5-Piece Drawer Front
S **C** **D** **H** **M** **O** **R**
P **C** **M** **O** **P** **P**



Simple FO
5-Piece Narrow Rail Drawer Front
S **C** **D** **H** **M** **R**



Simple FO
Slab Drawer Front
S **C** **D** **H** **M** **O** **R**
P **C** **M** **O** **P** **P**



Paquette
5-Piece Drawer Front
S **C** **M**

* Berkley FO, Berkley PO, Brawny FO, Dapper FO, Simple FO and Simple PO PureStyle feature mitered door and drawer front construction.

Full Overlay Door Styles

Species and finish offering differs in each Series.

- S

Signature™ Series
- C

Cherry
- M

Maple
- R

Rustic Alder
- P

Pivot™ Series
- D

MDF
- O

Oak
- L

Laminate
- H

Rustic Hickory
- P

Painted Hardwood
- P

PureStyle™



Brawny FO*
5-Piece Drawer Front

S

C

D

H

M

O

R

P

C

M

P

P



Brawny FO
Slab Drawer Front

S

C

D

H

M

O

R

P

C

M

P

P



Jasper
5-Piece Drawer Front

S

C

M



Jasper
Profiled Slab Drawer Front

S

C

M



Danielson
5-Piece Drawer Front

S

C

D

M



Danielson
Slab Drawer Front

S

C

D

M



Perry FO
5-Piece Drawer Front

S

C

M

P

C

M

P



Perry FO
Slab Drawer Front

S

C

M

P

C

M

P



Dapper FO*
5-Piece Drawer Front

S

C

H

M

O

P

C

M

O

P

P



Dapper FO
Profiled Slab Drawer Front

S

C

H

M

O

P

C

M

O

P



Sanford
5-Piece Drawer Front

S

C

M



Sanford
Slab Drawer Front

S

C

M



Detailed FO
5-Piece Drawer Front

S

C

M

P

C

M

P



Detailed FO
Slab Drawer Front

S

C

M

P

C

M

P



Berkley FO
5-Piece Drawer Front

S

M

P

M

P

P



Berkley FO
Slab Drawer Front

S

M

P

M

P

* Berkley FO, Berkley PO, Brawny FO, Dapper FO, Simple FO and Simple PO PureStyle feature mitered door and drawer front construction.

Full Overlay Door Styles

Species and finish offering differs in each Series.

S Signature™ Series	Ⓒ Cherry	Ⓜ Maple	Ⓐ Rustic Alder
P Pivot™ Series	Ⓜ MDF	Ⓞ Oak	Ⓛ Laminate
	Ⓜ Rustic Hickory	Ⓟ Painted Hardwood	Ⓟ PureStyle™



Garland
5-Piece Drawer Front
S Ⓒ Ⓜ



Garland
Slab Drawer Front
S Ⓒ Ⓜ



Traditional FO
5-Piece Drawer Front
S Ⓒ Ⓜ Ⓞ
P Ⓒ Ⓜ Ⓞ Ⓟ



Traditional FO
Profiled Slab Drawer Front
S Ⓒ Ⓜ Ⓞ
P Ⓒ Ⓜ Ⓞ Ⓟ



Witten FO
5-Piece Drawer Front
S Ⓒ Ⓜ Ⓞ Ⓟ Ⓡ



Witten FO
Slab Drawer Front
S Ⓒ Ⓜ Ⓞ Ⓟ Ⓡ



Payson
5-Piece Drawer Front
S Ⓒ Ⓜ Ⓞ Ⓟ Ⓡ



Payson
Slab Drawer Front
S Ⓒ Ⓜ Ⓞ Ⓟ Ⓡ



Healy
5-Piece Drawer Front
S Ⓒ Ⓜ Ⓞ Ⓟ



Healy
Slab Drawer Front
S Ⓒ Ⓜ Ⓞ Ⓟ



Stevenson FO
5-Piece Drawer Front
S Ⓒ Ⓜ
P Ⓒ Ⓜ Ⓞ Ⓟ



Celina
5-Piece Drawer Front
S Ⓒ Ⓜ



Windsor
5-Piece Drawer Front
S Ⓜ



Windsor
Slab Drawer Front
S Ⓜ



Henri
5-Piece Drawer Front
S Ⓒ Ⓜ
P Ⓜ Ⓞ Ⓟ



Henri
Slab Drawer Front
S Ⓒ Ⓜ
P Ⓜ Ⓞ Ⓟ

Full Overlay Door Styles



DESIGNER TIP:
Slab FO does it all —
Available in stain, painted,
and laminate so you can have
this great style
any way you like it.

Slab FO*
Slab Drawer Front
S C D M
P C M P L

* When Slab FO is selected in Painted Hardwood, the doors and drawer fronts will be constructed of medium density fiberboard (MDF) or high density fiberboard (HDF).

Partial Overlay Door Styles

Species and finish offering differs in each Series.

S Signature™ Series	C Cherry	M Maple	R Rustic Alder
P Pivot™ Series	D MDF	O Oak	L Laminate
	H Rustic Hickory	P Painted Hardwood	P PureStyle™



Traditional PO
Profiled Slab Drawer Front
S C M O
P C M O P



Witten PO
Slab Drawer Front
S C H M O R



Berkley PO
5-Piece Drawer Front
S M
P M P P



Berkley PO
Slab Drawer Front
S M
P M P

Partial Overlay Door Styles



Simple PO*
5-Piece Drawer Front
S H M O R
P C M O P P



Simple PO
Slab Drawer Front
S H M O R
P C M O P P



Slim PO
Profiled Slab Drawer Front
S C M O
P C M O P



Detailed PO
Slab Drawer Front
S C M
P C M P

Full Overlay Aluminum Frame Door Accents




Aluminum Finish
Clear Glass



Aluminum Finish
Frosted Glass



Brushed Stainless Finish
Clear Glass



Brushed Stainless Finish
Frosted Glass



Black Powder Coat Finish
Clear Glass



Black Powder Coat Finish
Frosted Glass



DESIGNER TIP:
Add interest and elevate your design with
Aluminum Frame Door Accents.
S Signature™ Series

* Berkley FO, Berkley PO, Brawny FO, Dapper FO, Simple FO and Simple PO PureStyle feature mitered door and drawer front construction.

Finish Options

Color By Number

Bring your creative vision to life with the Mid Continent Cabinetry® Color by Number Program.

Includes any color in the Sherwin William's® and Benjamin Moore® paint families. Color by Number gives you thousands of choices to create your unique space.




DESIGNER TIP:

92% of designers agree clients want more colors in cabinetry to make their space their own.*

* MLLC 2024 Kitchen Trends Survey

Shown: Henri Maple Benjamin Moore Honey Hut Paint, Signature™ Series



DESIGNER TIP:

Prior to making a final decision, be sure to view the finish you select in your home in the lighting that your cabinets will experience and at different times of day. This will ensure you make a confident choice.



Finish Options

Just the right finish.

Stark white is out, and warm finishes are in. Think cozy, soft, and natural. Rooms wrapped in the warmth of wood tones and creamy warm whites, like accessible beige, are highly sought after.

Looking for the perfect tone to add warmth to your space? Collaborate with your designer to discover the ideal warm Mid Continent Cabinetry® finish.

Shown Clockwise: Signature™ Series Henri Maple Marcona and Steam Paint, Glyndon Maple Moonstone and Icy Avalanche Paint, Payson Maple Steam Paint, Perry Maple Seal Stain and Painted Brightest White, and Henri Maple Marcona Paint



Cue the Color.

Looking beyond white? You can go bold or add classic neutrals to define your design. Or opt for a dynamic two-tone design to create dimension. The two-tone concept can be done with two paint finishes or a paint and a stain.

These are some of our favorite finish combinations to inspire you!



Maritime Paint & Morel Stain



Steam Paint & Marcona Paint



Benjamin Moore Ticonderoga Taupe 992 Paint & Boardwalk Stain

Please refer to door samples for a true representation of finish color. This printed guide cannot be considered color accurate.

Paints* and Laminates

Available On Species As Indicated. See Your Designer For Exclusions.

Species and finish offering differs in each Series.

- S

Signature™ Series
- C

Cherry
- M

Maple
- R

Rustic Alder

P

Pivot™ Series

D

MDF

O

Oak

L

Laminate

H

Rustic Hickory


E

Painted Hardwood

P

PureStyle™

Paints* and Laminates




Brightest White

S

D

M



White

S


D

M

P

L

P



Steam

S


D

M

P

L

P



Coconut

S


D

M

P

L

P



Marcona


S

D

M

P

P



Icy Avalanche

S


D

M

P

L

P



Cloud

S


D

M

P

L

P



Moonstone

S


D

M

P

L

P



Retreat


S

D

M

P

P




Foxhall Green

S

D

M



Maritime

S


D

M

P

L

P




Regatta

S

Coming Soon

P

P



Black

S


D

M

O

P

P




Color By Number

S

D

M

Paints with Penned Glazes*




Brightest White with Amaretto Crème

S

D

M




Brightest White with Charcoal

S

D

M



White with Amaretto Crème


S

D

M

P

P




White with Charcoal

S

D

M



Steam with Amaretto Crème


S

D

M

P

P




Steam with Charcoal

S

D

M




Brightest White with Grey Stone

S

D

M




Brightest White with Toasted Almond

S

D

M



White with Grey Stone


S

D

M

P

P




White with Toasted Almond

S

D

M



Steam with Grey Stone


S

D

M

P

P




Steam with Toasted Almond

S

D

M

Paints with Penned Glazes*



Coconut with Amaretto Crème


S

D

M

P

P




Coconut with Charcoal

S

D

M



Marcona with Amaretto Crème


S

D

M

P

P




Marcona with Charcoal

S

D

M



Icy Avalanche with Amaretto Crème


S

D

M

P

P




Icy Avalanche with Charcoal

S

D

M



Coconut with Grey Stone


S

D

M

P

P




Coconut with Toasted Almond

S

D

M



Marcona with Grey Stone


S

D

M

P

P




Marcona with Toasted Almond

S

D

M



Icy Avalanche with Grey Stone


S

D

M

P

P




Icy Avalanche with Toasted Almond

S

D

M



Cloud with Amaretto Crème


S

D

M

P

P




Cloud with Charcoal

S

D

M



Retreat with Amaretto Crème


S

D

M

P

P




Retreat with Charcoal

S

D

M



Cloud with Grey Stone


S

D

M

P

P




Cloud with Toasted Almond

S

D

M



Retreat with Grey Stone


S

D

M

P

P



Retreat with Toasted Almond

S

D

M

* The door and/or drawer front center panel on Maple painted doors may be constructed of Medium Density Fiberboard (MDF), except on the Whittaker door style, or when Heirlooming is specified.


Stains

Available on species as indicated. See your designer for exclusions.

Species and finish offering differs in each Series.


S Signature™ Series	C Cherry	M Maple	R Rustic Alder
P Pivot™ Series	D MDF	O Oak	L Laminate
	H Rustic Hickory	P Painted Hardwood	P PureStyle™

Stains




Natural

S **C** **H** **M** **O** **R**
P **M** **O**




Coastline

S **C** **H** **M** **O** **R**
P **C** **M** **O**




Buckskin

S **C** **H** **M** **O** **R**
P **C** **M** **O**




Boardwalk

S **C** **H** **M** **O** **R**




Morel

S **C** **H** **M** **O** **R**
P **C** **M** **O**




Seal

S **C** **H** **M** **O** **R**




Sahara

S **C** **H** **M** **O** **R**
P **C** **M** **O**




Light

S **C** **H** **O**




Cattail

S **C** **H** **M** **O** **R**




Kanga

S **C** **H** **M** **O** **R**
P **C** **M** **O**




Colt

S **C** **H** **M** **O** **R**
P **C** **M** **O**




Tundra

S **C** **H** **M** **O** **R**




Thatch

S **C** **H** **M** **O** **R**
P **C** **M** **O**



Titanium


S **C** **H** **M** **O** **R**
P **C** **M** **O**



Chocolate


S **C** **M** **O** **R**
P **C** **M** **O**

Stains with Penned Glazes




Natural with Amaretto Crème

S **C** **H** **M** **R**
P **M**




Natural with Charcoal

S **C** **H** **M** **R**




Natural with Toasted Almond

S **C** **H** **M** **R**




Coastline with Amaretto Crème

S **C** **H** **M** **O** **R**
P **M**



Coastline with Charcoal


S **C** **H** **M** **O** **R**



Coastline with Toasted Almond


S **C** **H** **M** **O** **R**

Stains with Penned Glazes




Buckskin with Amaretto Crème

S **C** **H** **M** **R**
P **M**




Buckskin with Charcoal

S **C** **H** **M** **R**




Buckskin with Toasted Almond

S **C** **H** **M** **R**




Boardwalk with Amaretto Crème

S **C** **H** **M** **R**




Boardwalk with Charcoal

S **C** **H** **M** **R**




Boardwalk with Toasted Almond

S **C** **H** **M** **R**




Morel with Amaretto Crème

S **C** **H** **M** **R**
P **M**




Morel with Charcoal

S **C** **H** **M** **R**




Morel with Toasted Almond

S **C** **H** **M** **R**




Sahara with Amaretto Crème

S **C** **H** **M** **R**
P **M**




Sahara with Charcoal

S **C** **H** **M** **R**




Sahara with Toasted Almond

S **C** **H** **M** **R**




Kanga with Amaretto Crème

S **C** **H** **M** **R**
P **M**




Kanga with Charcoal

S **C** **H** **M** **R**




Kanga with Toasted Almond

S **C** **H** **M** **R**




Cattail with Amaretto Crème

S **C** **H** **M** **R**




Cattail with Charcoal

S **C** **H** **M** **R**




Cattail with Toasted Almond

S **C** **H** **M** **R**




Colt with Amaretto Crème

S **C** **H** **M** **R**
P **M**




Colt with Charcoal

S **C** **H** **M** **R**




Colt with Toasted Almond

S **C** **H** **M** **R**




Tundra with Amaretto Crème

S **C** **H** **M** **R**




Tundra with Charcoal

S **C** **H** **M** **R**




Tundra with Toasted Almond

S **C** **H** **M** **R**




Thatch with Amaretto Crème

S **C** **H** **M** **R**
P **M**



Thatch with Charcoal

S **C** **H** **M** **R**



Thatch with Toasted Almond

S **C** **H** **M** **R**

Sheen



Heirloom

Finishing techniques are a great way to give your cabinets a unique look. Heirloom adds dimension and interest to your cabinets.

Over-sanded edges and profiles expose the underlying wood to create a naturally aged appearance, lending depth and character.



Matte Sheen*
(Top portion of door)

Our low sheen top coat is less reflective and absorbs more light, resulting in a softer, more muted look. Available on all stains and glazed stains. Not available on paints or glazed paints.

* Matte is only available in Signature™ Series

Satin Sheen
(Lower portion of door)

Our timeless original top coat features a moderate sheen which is reflective without being too glossy. Available on all stains, glazed stains, paints and glazed paints.

Shown Top: Henri Maple Buckskin Stain, Satin Sheen.
Shown Left: Simple FO Maple Thatch, Seal, Buckskin and Coastline Stain



DESIGNER TIP:


Accessorize your cabinetry with personal touches like these furniture-inspired feet. See more accessory options on page 30.



Shown: Craftsman Foot Black Paint

Mid Continent Cabinetry® Pivot Series offers PureStyle for those looking for the beauty of a paint finish with added durability.

The PureStyle wrapped door and drawer front design solution delivers crisp, clean details and a durable, paint-like finish. The added benefits of color consistency paired with the resistance to scratching, fading, and surface water mean PureStyle delivers fashion without the fuss.



CLEANS BEAUTIFULLY.
A clean cloth dampened with a solution of 5% dish soap and 95% water is all it takes to clean PureStyle cabinetry. Dry with a clean, soft cloth.

Full Overlay Door Styles



Simple FO
5-Piece Drawer Front



Simple FO
Slab Drawer Front



Brawny FO
5-Piece Drawer Front



Brawny FO
Slab Drawer Front



Dapper FO
5-Piece Drawer Front



Berkley FO
5-Piece Drawer Front

Partial Overlay Door Styles



Simple PO
5-Piece Drawer Front



Simple PO
Slab Drawer Front



Berkley PO
5-Piece Drawer Front

Exceptional Finish.

PureStyle features color consistency without the unpredictable variability often seen by various wood types. The surface regularity of PureStyle results in a fashionable, clean-lined aesthetic.

White	Steam	Coconut
Icy Avalanche	Cloud	Moonstone
Maritime		



DESIGNER TIP:

Looking to add a little extra something to your design? Consider a modern, high gloss finish or a grain texture with Mid Continent Cabinetry® specialty laminates.



Full Overlay Specialty Styles

Species and finish offering differs in each Series.

- | | | | |
|----------------------------|-------------------------|---------------------------|-----------------------|
| S Signature™ Series | C Cherry | M Maple | R Rustic Alder |
| P Pivot™ Series | D MDF | O Oak | L Laminate |
| | H Rustic Hickory | P Painted Hardwood | P PureStyle™ |



Albany
Slab Drawer Front
S **L**
High Gloss White



Dayton
Slab Drawer Front
S **L**
Arctic
Obsidian



Gilmore
Slab Drawer Front
S **L**
Icy Avalanche Linea Nightfall
Antler
Wharf
Elk
Gunstock



Henning
5-Piece Drawer Front
S **P**
Icy Avalanche Linea Nightfall
Elk
Gunstock

High Gloss Laminate



High Gloss White
S **L**

High Gloss White is available with Matching or Metallic edgebanding.



Matching



Metallic

Wood Grain Laminates



Icy Avalanche
Linea Nightfall
S **L** **P**



Antler
S **L**

Textured Wood Grain Laminates



Arctic
S **L**



Wharf
S **L**



Elk
S **L** **P**



Gunstock
S **L** **P**



Obsidian
S **L**

Organizational Overhaul

Who couldn't use a little help keeping life better organized? Tucked inside Mid Continent Cabinetry® cabinets are a multitude of organizational options just waiting to tidy your Tupperware® and make sense of your mess. With so many Mid Continent Cabinetry Innovative Options™ to choose from, you can select the right combination for your personal needs. After all, cabinet organization is more than storage — it's peace of mind.

- A SuperCabinet™
- B EZ-Org™ Modular Pull-out Racks
- C Wall Refrigerator Pull-out
- D Biometric Security Drawer
- E Wood Tiered Cutlery Divider Drawer
- F Base Wastebasket
- G Base Utensil Pantry Pull-out
- H Base Corner Curved Pull-out
- I Base Pots and Pans Pull-out
- J Lazy Susan Pull-out
- K Base Roll Trays
- L Base with Roll-out Tray Divider
- M Utility Organizer Drop Zone



Wood Hoods

A trend with staying power, wood hoods top many kitchen remodel must-have lists. Whether built-in to seamlessly integrate with cabinetry or designed to stand out as a showpiece, Mid Continent Cabinetry® makes wood hoods for every kitchen.

- A Waterfall Wood Hood
- B Craftsman Straight Wood Hood
- C Signature Mantel
- D Linear Tapered Wood Hood
- E Artisan Straight Wood Hood
- F Classic Square Wood Hood
- G Straight Batten Wood Hood
- H Tapered Wood Hood
- I Simple Tapered Wood Hood
- J Shiplap Tapered Wood Hood
- K Canopy Square Wood Hood



DESIGNER TIP:

Don't settle for just any wood hood. Your designer can create a wood hood that perfectly complements your kitchen.

Shown: Henri Maple Marcona and Steam Paint, Signature™ Series

Accessories

Design is in the details, which is why Mid Continent Cabinetry® offers an endless array of options to make your kitchen uniquely yours. Don't overlook the power of the small elements in the overall look of your room. You'll find even more options online at midcontinentcabinetry.com.

- A Floating Shelf
- B Finger Pull Hardware
- C Compact Drawer Outlet
- D Power Pod
- E Madeline Foot
- F Rain Glass Insert
- G Straight Angle Crown Moulding



Enjoy The Journey



by using the Mid Continent Cabinetry start-to-finish overview of designing your new room. As always, your designer is here to walk alongside you, offer guidance, and help deliver your vision.

Visit midcontinentcabinetry.com



for more information and inspiration.

Lock In Your Style.

- Browse magazines and websites such as Houzz and Pinterest to select images that reflect your design style.
- Save your favorite door styles, finishes and organizational cabinets and specialty products on the Mid Continent Cabinetry website.

Assess And Design.

- Obtain accurate measurements for your new space.
- Meet with your kitchen designer to work on design options and layouts.
- Consider your other design components: flooring, countertop, backsplash, lighting, faucets, appliances, wall color, and hardware.
- Develop a budget for your new space.

Place Your Cabinet Order.

- Secure an installer if your designer is not doing this for you.
- Use this time to prepare meals ahead of time and set up a temporary kitchen space if you are undergoing a remodel.
- Determine tasks to be completed before your cabinets arrive. Be sure to complete everything you need to complete, such as flooring installation, before your cabinets arrive.

Enjoy Your Space.

- Review the care and cleaning information. Discover how to touch-up your cabinets.
- Learn how to make adjustments to your cabinet door hinges and drawer guides.
- Enjoy!

Quality
Craftsmanship

Protection for
your investment

No matter which series you choose, Mid Continent Cabinetry® provides the best quality cabinet at every price point, all backed by a limited lifetime warranty from the #1 cabinetry manufacturer in the industry.



Part of the
MasterBrand™
Family

Mid Continent Cabinetry® is a subsidiary of MasterBrand Cabinets®, an industry leader that comprises a breadth of quality cabinet brands. Since 1926, the MasterBrand Cabinets family has earned its reputation as one of America's top cabinetmakers, and Mid Continent Cabinetry has helped MasterBrand Cabinets achieve this. Beautiful. Functional. Durable. These are the defining qualities of Mid Continent Cabinetry.

Standard Construction

This traditional cabinetry construction features a 1-1/2" wide face frame behind the door and drawer front. Regardless of the door style chosen, a portion of the frame will be visible when the doors and drawers are closed. Available on all Full Overlay and Partial Overlay door styles.

Cabinet Box

- Top and Bottom: 3/8" Thick furniture board
- Sides: 1/2" Thick furniture board
- Back: 3/8" Thick furniture board

Cabinet Exterior

- Sides: matching laminate*
- Wall cabinet top/bottom: Natural Maple laminate
- Back: unfinished

Cabinet Interior

Natural Maple laminate

Drawers

Four-sided, dovetailed, clear-coated hardwood with full extension, soft-close

Hinges

Fully concealed, 6-way adjustable cup hinge with soft-close

I-Beam Braces

3/8" Thick furniture board

Adjustable Shelf

3/4" Thick furniture board with Natural Maple laminate and PVC edgebanding

Toekick

Unfinished furniture board; field-applied Toeboard required



All-Plywood** Construction
Upgrade Available

Ask your designer about construction upgrade options.

* Exteriors are laminate that match the color of the face frame, with the exception of Color By Number.
** All-plywood components meet ANSI/HPVA HP-1 standards, and may contain MDF or particleboard.



SIGNATURE™ SERIES

PIVOT™ SERIES

Share your design with us by tagging us on social with #MidContinentCabinetry.



Styles, product availability and construction may vary slightly from those shown in this book due to material availability and/or design evolution. Specifications are subject to change without notice. Customer service is available if your design requires verification of product availability and specifications.

Product photography and illustrations have been reproduced as accurately as printing technologies permit. To ensure highest satisfaction, we strongly recommend you view an actual sample for best color, wood grain and finish representation.

Mid Continent Cabinetry® has a Limited Lifetime Warranty.

For terms and conditions, please visit www.midcontinentcabinetry.com/warranty



Part of the
MasterBrand™
Family

midcontinentcabinetry.com
#MidContinentCabinets
© 2025 MasterBrand Cabinets LLC
All rights reserved.

1172039920
2025-03/WA/5.5M