



MC

mid continent[®]
CABINETS

Enlightened[™]
This is Mid Continent[™]

Design Guide

Welcome

to the Mid Continent Cabinetry® Design Guide

Full of tips and inspiration, this design guide is your go-to companion during the exciting and, yes, sometimes overwhelming process that is home remodel. Browse the styles and finishes, organizational “sanity helpers,” and attention-grabbing wood hoods, and be reassured by the designer notes along the way.

Mid Continent Cabinetry’s powerful portfolio of cabinetry options will propel your vision of home from magazine clippings and Pinterest boards to a dream realized. You can count on Mid Continent Cabinetry — and on me — to deliver what will surely be your new favorite room.

Cheers to a beautiful home!

Yours Mid Continent Cabinetry Designers



Designer Tip:

Look for the + symbol throughout for additional information and inspirational ideas



Stacked Wall Cabinets with Cut for Glass doors and Authentic Ends flanking the wood hood take this design from ordinary to extraordinary.



Sue Frohling

Kitchen and Bath Designer
Fort Atkinson, WI

Meet Sue!

Sue is a kitchen and bath designer born-and-raised in Wisconsin. Her favorite thing to do? Spend time with her granddaughter.

Tell us, Sue, how long have you been designing?

I have been in the construction industry for many years, from plumbing to new home construction. I am somewhat new to kitchen and bath design with about three years experience.

What are some of your favorite features of Mid Continent?

Mid Continent is a great brand choice when it comes to both quality and price. This line fulfills the needs of most of my client base. In particular, the standard soft close doors and drawers is a favorite feature as well as the specialty cabinets. The customer service team is always there for me and my clients, both before and after the sale.



Designer Spotlight

We loved both designs – kitchen and bath - that you shared with us. Were they for the same client?

Yes, this kitchen and bath are in the same home. I included everything the customer was looking for (and then some in the master bathroom). I also did a bit of custom design on the back of the island that really finished the kitchen off nicely.

Do you have any design tips or tricks that you'd like to share?

I take my role as my client’s design partner very seriously. I appreciate that most of my clients begin the design journey without an understanding of what is even possible. Asking them the right questions and educating them on what is available is the secret to success in creating a kitchen or bath design that they will love now and for a long time to come. That’s what all my clients deserve!

We agree, Sue! Kudos to you for being such a great design partner and we can't wait to see what you design next!



Tap Into The Latest Trends

Enlightened.™ This is Mid Continent.™

Mid Continent Cabinetry® offers different series to meet a variety of needs. Your designer will help you determine which is the right fit for you and your design.

To understand what is available in each series, look for the icons throughout this design guide.

P PIVOT™ SERIES

A great entryway into Mid Continent Cabinetry, the Pivot™ Series offers all the essentials to create a beautiful design.

S SIGNATURE™ SERIES

When your project calls for additional nuance — like storage, organizational features and additional touches — step up to Signature™ Series.

Inside This Design Guide

- 1 Designer Spotlight
- 2 Tap Into The Latest Trends
- 4 Style With Staying Power
- 12 Just The Right Finish
- 24 Organizational Overhaul
- 28 Wood Hoods That Impress
- 30 Personalize With Accessories



Shown: Perry FO Retreat Paint, Pivot™ Series.

Boldly Soft

Interior colors are becoming boldly softer — allowing a more colorful neutral landscape where dashes of contrasting colors can be added and easily changed.


Source: House Beautiful - Color Trends 2023



Pantry Walk-through Cabinet

Top 3 Most Requested Functional Designs*

- Customized Storage Solutions (like the biometric security drawer shown below)
- Multi-Functional Islands
- Open Configurations



Biometric Security Drawer



Wall Appliance Garage with Vertical-Lift Door

Avoid Regret** ...

Avoid disappointment by learning what other homeowners regret after a remodel.

- 33% wished they would have made their kitchen larger
- 26% wished they would have spent more on cabinets
- 25% wished they would have included a pantry
- 24% wished they would have included more storage and organization options

Must-Have Features Respond to Small-appliance Trend*

Appliance garages, like the one shown to the left, are key in concealing steamers, air-fryers and slow-cooking appliances.

* 2023/2024 MasterBrand Cabinetry Trends Report
 ** Source: RICKI – 2023 Remodelers 360



Ready, Set, Style.

Selecting a drawer and door style is a great place to get started. From a straightforward Shaker to an intricately detailed design style, Mid Continent Cabinetry® has what you need.

Things To Consider When Shopping Styles:

Select the one that aligns with your vision.



Clean, smooth slab drawer fronts.



Detailed, five-piece drawer fronts.



Full overlay drawer and door fronts will deliver seamless coverage of cabinet fronts.



Partial overlay allows each drawer and door to stand out on its own.



Cherry, maple, oak and more. The wood species you choose will affect the way your chosen wood stain or paint reads on the wood color and grain. With so many combinations to choose from, your designer can help further guide.



DESIGNER TIP:

Does your design call for modern and minimal? Specialty laminate may be for you. See these sleek styles on page 22.

Full Overlay Door Styles

Species and finish offering differs in each Series.

- S Signature™ Series
- C Cherry
- M Maple
- R Rustic Alder
- P Pivot™ Series
- D MDF
- O Oak
- L Laminate
- H Rustic Hickory
- P Painted Hardwood
- Z PureStyle™



Slim FO
5-Piece Drawer Front

- S C M D
- P C M O F



Slim FO
Profiled Slab Drawer Front

- S C M D
- P C M O F



Glyndon
5-Piece Drawer Front

- S C M R



Glyndon
Slab Drawer Front

- S C M R



Simple FO*
5-Piece Drawer Front

- S C D H M O R
- P C M O F P



Simple FO
5-Piece Narrow Rail Drawer Front

- S C D H M R



Simple FO
Slab Drawer Front

- S C D H M O R
- P C M O F P



Paquette
5-Piece Drawer Front

- S C M

* Brawny FO, Dapper FO, Simple FO and Simple PO PureStyle feature mitered door and drawer front construction.

Full Overlay Door Styles

Species and finish offering differs in each Series.

- S Signature™ Series
- C Cherry
- M Maple
- R Rustic Alder
- P Pivot™ Series
- D MDF
- O Oak
- L Laminate
- H Rustic Hickory
- E Painted Hardwood
- F PureStyle™



Brawny FO*
5-Piece Drawer Front

- S C D H M O R
- P C M P F



Brawny FO
Slab Drawer Front

- S C D H M O R
- P C M P F



Jasper
5-Piece Drawer Front

- S C M



Jasper
Profiled Slab Drawer Front

- S C M



Danielson
5-Piece Drawer Front

- S C D M



Danielson
Slab Drawer Front

- S C D M



Perry FO
5-Piece Drawer Front

- S C M
- P C M P F



Perry FO
Slab Drawer Front

- S C M
- P C M P F



Dapper FO*
5-Piece Drawer Front

- S C H M O
- P C M O P F



Dapper FO
Profiled Slab Drawer Front

- S C H M O
- P C M O P F



Sanford
5-Piece Drawer Front

- S C M



Sanford
Slab Drawer Front

- S C M



Detailed FO
5-Piece Drawer Front

- S C M
- P C M P F



Detailed FO
Slab Drawer Front

- S C M
- P C M P F



Berkley FO
5-Piece Drawer Front

- S M
- P M P



Berkley FO
Slab Drawer Front

- S M
- P M P

* Brawny FO, Dapper FO, Simple FO and Simple PO PureStyle feature mitered door and drawer front construction.

Full Overlay Door Styles

Species and finish offering differs in each Series.

- S Signature™ Series
- C Cherry
- M Maple
- R Rustic Alder
- P Pivot™ Series
- D MDF
- O Oak
- L Laminate
- H Rustic Hickory
- P Painted Hardwood
- L PureStyle™



Garland
5-Piece Drawer Front

S C M



Garland
Slab Drawer Front

S C M



Traditional FO
5-Piece Drawer Front

S C M D
P C M D P



Traditional FO
Profiled Slab Drawer Front

S C M D
P C M D P



Witten FO
5-Piece Drawer Front

S C H M O R



Witten FO
Slab Drawer Front

S C H M O R



Windsor
5-Piece Drawer Front

S M



Windsor
Slab Drawer Front

S M



Healy
5-Piece Drawer Front

S C H M



Healy
Slab Drawer Front

S C H M



Payson
5-Piece Drawer Front

S C H M O R



Payson
Slab Drawer Front

S C H M O R




Stevenson FO
5-Piece Drawer Front

S C M
P C M P



Celina
5-Piece Drawer Front

S C M



Slab FO*
Slab Drawer Front

S C D M
P C M P L



Rohe
Slab Drawer Front

S C M



DESIGNER TIP:

Slab FO does it all — Available in stain, painted and laminate so you can have this great style any way you like it.

* When Slab FO is selected in Painted Hardwood, the doors and drawer fronts will be constructed of medium density fiberboard (MDF) or high density fiberboard (HDF).

Partial Overlay Door Styles

Species and finish offering differs in each Series.

- | | | | |
|----------------------------|-------------------------|---------------------------|-----------------------|
| S Signature™ Series | C Cherry | M Maple | R Rustic Alder |
| P Pivot™ Series | D MDF | O Oak | L Laminate |
| | H Rustic Hickory | P Painted Hardwood | P PureStyle™ |



Simple PO*
5-Piece Drawer Front

- S** **H** **M** **O** **R**
- P** **C** **M** **O** **F** **P**



Simple PO
Slab Drawer Front

- S** **H** **M** **O** **R**
- P** **C** **M** **O** **F** **P**



Slim PO
Profiled Slab Drawer Front

- S** **C** **M** **O**
- P** **C** **M** **O** **F** **P**



Detailed PO
Slab Drawer Front

- S** **C** **M**
- P** **C** **M** **P** **P**



Traditional PO
Profiled Slab Drawer Front

- S** **C** **M** **O**
- P** **C** **M** **O** **F** **P**



Witten PO
Slab Drawer Front

- S** **C** **H** **M** **O** **R**



Berkley PO
5-Piece Drawer Front

- S** **M**
- P** **M** **P**



Berkley PO
Slab Drawer Front

- S** **M**
- P** **M** **P**

Full Overlay Aluminum Frame Door Accents



Aluminum Finish
Clear Glass



Aluminum Finish
Frosted Glass



Black Powder Coat Finish
Clear Glass



Black Powder Coat Finish
Frosted Glass



Brushed Stainless Finish
Clear Glass



Brushed Stainless Finish
Frosted Glass



DESIGNER TIP:

Add interest and elevate your design with Aluminum Frame Door Accents.

S Signature™ Series



Aluminum Frame Doors with Frosted Glass

Finishes

Just the right finish.

Year after year, white wins the popular vote in kitchen cabinet paint finish choice, and it may be the winning choice for you.

If that's the case, the real question is which white. After all, white isn't white. There are many shades and tints of white to choose from with Mid Continent Cabinetry. Work with your designer to find your right white.



Shown: Payson Maple Steam Paint, Signature™ Series



Shown: Garland Maple Maritime Paint, Signature™ Series



Shown: Furniture Valance Maple White Paint



DESIGNER TIP:

Prior to making a final decision, be sure to view the finish you select in your home in the lighting that your cabinets will experience and at different times of day. This will ensure you make a confident choice.

Daubs shown above: Coconut, Icy Avalanche, Steam, White and Brightest White

Please refer to door samples for a true representation of finish color. This printed guide cannot be considered color accurate.




Shown: Perry FO Maple Brightest White, Signature™ Series


Cue the Color.

What if white isn't right for your design? You can go bold and choose a color for your full design or go with a dynamic two-tone design to create dimension. The two-tone concept can be done with two paint finishes or a paint and a stain.

These are some of our favorite finish combinations to inspire you!



Maritime Paint & Morel Stain



Retreat Paint & Kanga Stain



Black Paint & Steam Paint












Finishes

Available on species as indicated. See your designer for exclusions.

Species and finish offering differs in each Series.

- S Signature™ Series
- C Cherry
- M Maple
- R Rustic Alder
- P Pivot™ Series
- D MDF
- O Oak
- L Laminate
- H Rustic Hickory
- E Painted Hardwood
- Z PureStyle™

Paints* and Laminates























		
Brightest White S D M	White S D M P P L P	Steam S D M P P P
		
Icy Avalanche S D M P P L P	Cloud S D M P P L P	Moonstone S D M P P L P
		
Retreat P P	Foxhall Green S D M	
		
Maritime S D M P P L P	Naval S D M P P	Black S D M C P P



Top It Off With Glaze.

Glazes are just one more way to make your design uniquely yours and add character and depth to your cabinet design. Choose Penned Glaze for a concentrated glaze detail in the crevices of the cabinet drawer and door fronts.

Paints With Penned Glazes*

					
Brightest White with Amaretto Crème S D M	Brightest White with Charcoal S D M	White with Amaretto Crème S D M P P	White with Charcoal S D M	Steam with Amaretto Crème S D M P P	Steam with Charcoal S D M
					
Brightest White with Grey Stone S D M	Brightest White with Toasted Almond S D M	White with Grey Stone S D M P P	White with Toasted Almond S D M	Steam with Grey Stone S D M P P	Steam with Toasted Almond S D M
					
Icy Avalanche with Amaretto Crème S D M P P	Icy Avalanche with Charcoal S D M	Cloud with Amaretto Crème S D M P P	Cloud with Charcoal S D M	Retreat with Amaretto Crème P P	Retreat with Grey Stone P P
					
Icy Avalanche with Grey Stone S D M P P	Icy Avalanche with Toasted Almond S D M	Cloud with Grey Stone S D M P P	Cloud with Toasted Almond S D M		

* The door and/or drawer front center panel on Maple painted doors may be constructed of Medium Density Fiberboard (MDF), except on the Windsor door style, or when Heirlooming is specified.

* The door and/or drawer front center panel on Maple painted doors may be constructed of Medium Density Fiberboard (MDF), except on the Windsor door style, or when Heirlooming is specified.

Finishes

Available on species as indicated. See your designer for exclusions.



DESIGNER TIP:































A room with a single wood tone can read flat and uninteresting. Don't be afraid to choose a cabinet finish that is a bit different than your wood floor finish or your furniture. The variation can add richness and depth.

Shown: Payson Maple Kanga Stain, Signature™ Series
















Species and finish offering differs in each Series.

- S Signature™ Series
- P Pivot™ Series
- C Cherry
- M Maple
- O Oak
- R Rustic Alder
- H Rustic Hickory
- E Painted Hardwood
- L Laminate
- P PureStyle™

Stains with Penned Glazes

					
Buckskin with Amaretto Crème S C H M R P M	Buckskin with Charcoal S C H M R	Buckskin with Toasted Almond S C H M R	Colt with Amaretto Crème S C H M R P M	Colt with Charcoal S C H M R	Colt with Toasted Almond S C H M R
					
Kanga with Amaretto Crème S C H M R P M	Kanga with Charcoal S C H M R	Kanga with Toasted Almond S C H M R	Morel with Amaretto Crème S C H M R P M	Morel with Charcoal S C H M R	Morel with Toasted Almond S C H M R
					
Natural with Amaretto Crème S C H M R P M	Natural with Charcoal S C H M R	Natural with Toasted Almond S C H M R	Sahara with Amaretto Crème S C H M R P M	Sahara with Charcoal S C H M R	Sahara with Toasted Almond S C H M R
					
Thatch with Amaretto Crème S C H M R P M	Thatch with Charcoal S C H M R	Thatch with Toasted Almond S C H M R	Boardwalk with Amaretto Crème S C H M R	Boardwalk with Charcoal S C H M R	Boardwalk with Toasted Almond S C H M R
					
Cattail with Amaretto Crème S C H M R	Cattail with Charcoal S C H M R	Cattail with Toasted Almond S C H M R	Tundra with Amaretto Crème S C H M R	Tundra with Charcoal S C H M R	Tundra with Toasted Almond S C H M R

Stains

				
Natural S C H M R P M O	Sahara S C H M R P C M O	Light S C H O	Cattail S C H M O R	Kanga S C H M O R P C M O
				
Buckskin S C H M O R P C M O	Boardwalk S C H M O R	Morel S C H M O R P C M O	Seal S C H M O R	Colt S C H M O R P C M O
				
Tundra S C H M O R	Thatch S C H M O R P C M O	Titanium S C H M O R P C M O	Storm S C M	Chocolate S C M O R P C M O

Sheen



Heirlooming

Finishing techniques are a great way to give your cabinets a unique look. Heirlooming adds dimension and interest to your cabinets.

Over-sanded edges and profiles expose the underlying wood to create a naturally aged appearance, lending depth and character.



Matte Sheen


(Top portion of door)

Our low sheen top coat is less reflective and absorbs more light, resulting in a softer, more muted look. Available on all stains and glazed stains. Not available on paints or glazed paints.

Satin Sheen

(Lower portion of door)

Our timeless original top coat features a moderate sheen which is reflective without being too glossy. Available on all stains, glazed stains, paints and glazed paints.



DESIGNER TIP:

Accessorize your cabinetry with personal touches like these furniture-inspired feet. See more accessory options on page 30.



PureStyle™

Mid Continent Cabinetry® Pivot™ Series offers PureStyle™ for those looking for the beauty of a paint finish with added durability.

The PureStyle wrapped door and drawer front design solution delivers crisp, clean details and a durable, paint-like finish. The added benefits of color consistency paired with the resistance to scratching, fading and surface water mean PureStyle delivers fashion without the fuss.

Pivot™ Series



Cleans Beautifully.

A clean cloth dampened with a solution of 5% dish soap and 95% water is all it takes to clean PureStyle cabinetry. Dry with a clean, soft cloth.



Full Overlay Door Styles



Dapper FO
5-Piece Drawer Front



Berkley FO
5-Piece Drawer Front

Full Overlay Door Styles



Simple FO
5-Piece Drawer Front



Simple FO
Slab Drawer Front



Brawny FO
5-Piece Drawer Front



Brawny FO
Slab Drawer Front

Partial Overlay Door Styles




Simple PO
5-Piece Drawer Front



Simple PO
Slab Drawer Front



Berkley PO
5-Piece Drawer Front



White



Steam



Icy Avalanche



Cloud



Moonstone



Maritime

Exceptional Finish.

PureStyle features color consistency without the unpredictable variability often seen by various wood types. The surface regularity of PureStyle results in a fashionable, clean-lined aesthetic.



+

DESIGNER TIP:
 Looking to add a little extra something to your design? Consider a modern, high gloss finish or a grain texture with Mid Continent Cabinetry's specialty laminates.



Full Overlay Specialty Styles

Species and finish offering differs in each Series.

- S Signature™ Series C Cherry M Maple R Rustic Alder
- P Pivot™ Series MD MDF O Oak L Laminate
- RH Rustic Hickory PH Painted Hardwood PS PureStyle™



Albany
 Slab Drawer Front
 S L
 High Gloss White



Dayton
 Slab Drawer Front
 S L
 Arctic
 Obsidian



Gilmore
 Slab Drawer Front
 S L
 Icy Avalanche Linea Nightfall
 Antler
 Wharf
 Elk
 Gunstock



Henning
 5-Piece Drawer Front
 S P
 Icy Avalanche Linea Nightfall
 Elk
 Gunstock

High Gloss Laminate

High Gloss White is available with Matching or Metallic edgbanding.

High Gloss White Matching Metallic
 S L

Wood Grain Laminates

Icy Avalanche Linea Nightfall Antler
 S L P S L

Textured Wood Grain Laminates

Arctic Wharf Elk Gunstock Obsidian
 S L S L S L P S L P S L

Organization



DESIGNER TIP:

24% of consumers regret not selecting organizational features as part of their kitchen remodel.*
Build them into your design from the get-go.

Organizational Overhaul

Who couldn't use a little help keeping life better organized? Tucked inside Mid Continent Cabinetry® cabinets are a multitude of organizational options just waiting to tidy your Tupperware® and make sense of your mess. With so many Mid Continent Cabinetry® Innovative Options™ to choose from, you can select the right combination for your personal needs. After all, cabinet organization is more than storage — it's peace of mind.

- A** SuperCabinet™
- B** EZ-Org™ Modular Pull-out Racks
- C** Wall Refrigerator Pull-out
- D** Biometric Security Drawer
- E** Wood Tiered Cutlery Divider Drawer
- F** Base Container Pantry Pull-out
- G** Base Utensil Pantry Pull-out
- H** Base Corner Curved Pull-out
- I** Base Pots and Pans Pull-out
- J** Lazy Susan Pull-out
- K** Base Roll Trays
- L** Base with Roll-out Tray Divider
- M** Utility Organizer Drop Zone



Wood Hoods

A trend with staying power, wood hoods top many kitchen remodel must-have lists. Whether built-in to seamlessly integrate with cabinetry or designed to stand out as a showpiece, Mid Continent Cabinetry® makes wood hoods for every kitchen.

- A Straight Batten Wood Hood
- B Canopy Square Wood Hood
- C Artisan Straight Wood Hood
- D Classic Square Wood Hood
- E Linear Tapered Wood Hood
- F Simple Tapered Wood Hood
- G Shiplap Tapered Wood Hood
- H Tapered Wood Hood



+
DESIGNER TIP:
Don't settle for just any wood hood. Your designer can create a wood hood that perfectly complements your kitchen.

Accessories

Design is in the details, which is why Mid Continent Cabinetry® offers an endless array of options to make your kitchen uniquely yours. Don't overlook the power of the small elements in the overall look of your room. You'll find even more options online at midcontinentcabinetry.com.

- A** Floating Shelf
- B** Finger Pull Hardware
- C** Compact Drawer Outlet
- D** Power Pod
- E** Madeline Foot
- F** Rain Glass Insert
- G** Straight Angle Crown Moulding



Project Planner

Enjoy the journey by using Mid Continent Cabinetry's start-to-finish overview of designing your new room. As always, your designer is here to walk alongside you, offer guidance and help deliver your vision.



midcontinentcabinetry.com

Visit midcontinentcabinetry.com for more information and inspiration.

Lock In Your Style.

- Browse magazines and websites such as Houzz and Pinterest to select images that reflect your design style.
- Save your favorite door styles, finishes and organizational cabinets and specialty products on the Mid Continent Cabinetry website.

Assess And Design.

- Obtain accurate measurements for your new space.
- Meet with your kitchen designer to work on design options and layouts.
- Consider your other design components: flooring, countertop, backsplash, lighting, faucets, appliances, wall color, and hardware.
- Develop a budget for your new space.

Place Your Cabinet Order.

- Secure an installer if your designer is not doing this for you.
- Use this time to prepare meals ahead of time and set up a temporary kitchen space if you are undergoing a remodel.
- Determine tasks to be completed before your cabinets arrive. Be sure to complete everything you need to complete, such as flooring installation, before your cabinets arrive.

Enjoy Your Space.

- Review the care and cleaning information. Discover how to touch up your cabinets.
- Learn how to make adjustments to your cabinet door hinges and drawer guides.
- Enjoy!

Quality Craftsmanship

Protection for your investment

No matter which series you choose, Mid Continent Cabinetry® provides the best quality cabinet at every price point, all backed by a limited lifetime warranty from the #1 cabinetry manufacturer in the industry.

LIMITED LIFETIME WARRANTY



Mid Continent Cabinetry® is a subsidiary of MasterBrand®, an industry leader that comprises a breadth of quality cabinet brands. Since 1926, the MasterBrand family has earned its reputation as one of America's top cabinetmakers, and Mid Continent Cabinetry has helped MasterBrand achieve this. Beautiful. Functional. Durable. These are the defining qualities of Mid Continent Cabinetry.

Standard Construction

This traditional cabinetry construction features a 1-1/2" wide face frame behind the door and drawer front. Regardless of the door style chosen, a portion of the frame will be visible when the doors and drawers are closed. Available on all Full Overlay and Partial Overlay door styles.

Cabinet Box

- Top and Bottom: 3/8" Thick furniture board
- Sides: 1/2" Thick furniture board
- Back: 3/8" Thick furniture board

Cabinet Exterior

- Sides: matching laminate*
- Wall cabinet top/bottom: Natural Maple laminate
- Back: unfinished

Cabinet Interior

Natural Maple laminate

Drawers

Four-sided, dovetailed, clear-coated hardwood with full extension, soft-close

Hinges

Fully concealed, 6-way adjustable cup hinge with soft-close

I-Beam Braces

3/8" Thick furniture board

Adjustable Shelf

3/4" Thick furniture board with Natural Maple laminate and PVC edgebanding

Toekick

Unfinished furniture board; field-applied Toeboard required



All-Plywood** Construction Upgrade Available

Ask your designer about construction upgrade options.

* Exteriors are laminate that match the color of the face frame, with the exception of Foxhall Green, Serious Gray and Cherry Storm.

** All-plywood components meet ANSI/HPVA HP-1 standards, and may contain MDF or particleboard.



SIGNATURE™ SERIES

PIVOT™ SERIES

Share your design with us by tagging us on social with #MidContinentCabinetry.



Styles, product availability and construction may vary slightly from those shown in this book due to material availability and/or design evolution. Specifications are subject to change without notice. Customer service is available if your design requires verification of product availability and specifications.

Product photography and illustrations have been reproduced as accurately as printing technologies permit. To ensure highest satisfaction, we strongly recommend you view an actual sample for best color, wood grain and finish representation.

Mid Continent Cabinetry® has a Limited Lifetime Warranty.

For terms and conditions, please visit www.midcontinentcabinetry.com/warranty



Part of the
MasterBrand®
Family

midcontinentcabinetry.com
#MidContinentCabinets
© 2024 MasterBrand Cabinets LLC
All rights reserved.

1133139920
2024-03/WA/5.5M