



PrismaGuard™ Finish


Lasting beauty. Inspired by nature.

Enjoy the lasting beauty of a high-quality, durable finish. And choose from a full spectrum of finish colors inspired by nature to complement your home interior and exterior.



PrismaGuard™ Stain

- 1 It starts with the realistic wood grains and deep embossments of a Therma-Tru® door.
- 2 A base coat provides an even, consistent color across the surface of the door.
- 3 A wiping stain enhances the base coat to reflect the natural beauty of wood.
- 4 A durable topcoat enhances the color while protecting against scratches and color fading.
- 5 A second application of the topcoat provides added durability.



PrismaGuard™ Paint

- 1 It starts with the realistic wood grains or premium smooth surface of a Therma-Tru® door.
- 2 A base coat provides an even, consistent color across the surface of the door.
- 3 A durable topcoat enhances the color while protecting against scratches and color fading.
- 4 A second application of the topcoat provides added durability.


Finding the Right Color

Inspiration is all around you. Just like nature's beauty inspired our color palette, the catalyst to pick the perfect shade for your door may be closer than you think. Let this be your guide:


- Architectural Elements
 - Regional Influences
- Historical Significance
 - Your Personal Style
- Existing Color Schemes

PrismaGuard™ Stain


Wildflower Honey




Rustic Clay




Barley




New Earth




Autumn Harvest




Redwood




Mulberry



Driftwood




Raven




PrismaGuard™ Paint


Alpine




Cypress




Granite




Ruby Red




Cabernet



Indigo



Chestnut



Onyx

