mid continent®
CABINETRY

# PRICE & SPECIFICATION GUIDE

## PIVOT™ SERIES

September 2025

Supersedes All Prior Versions



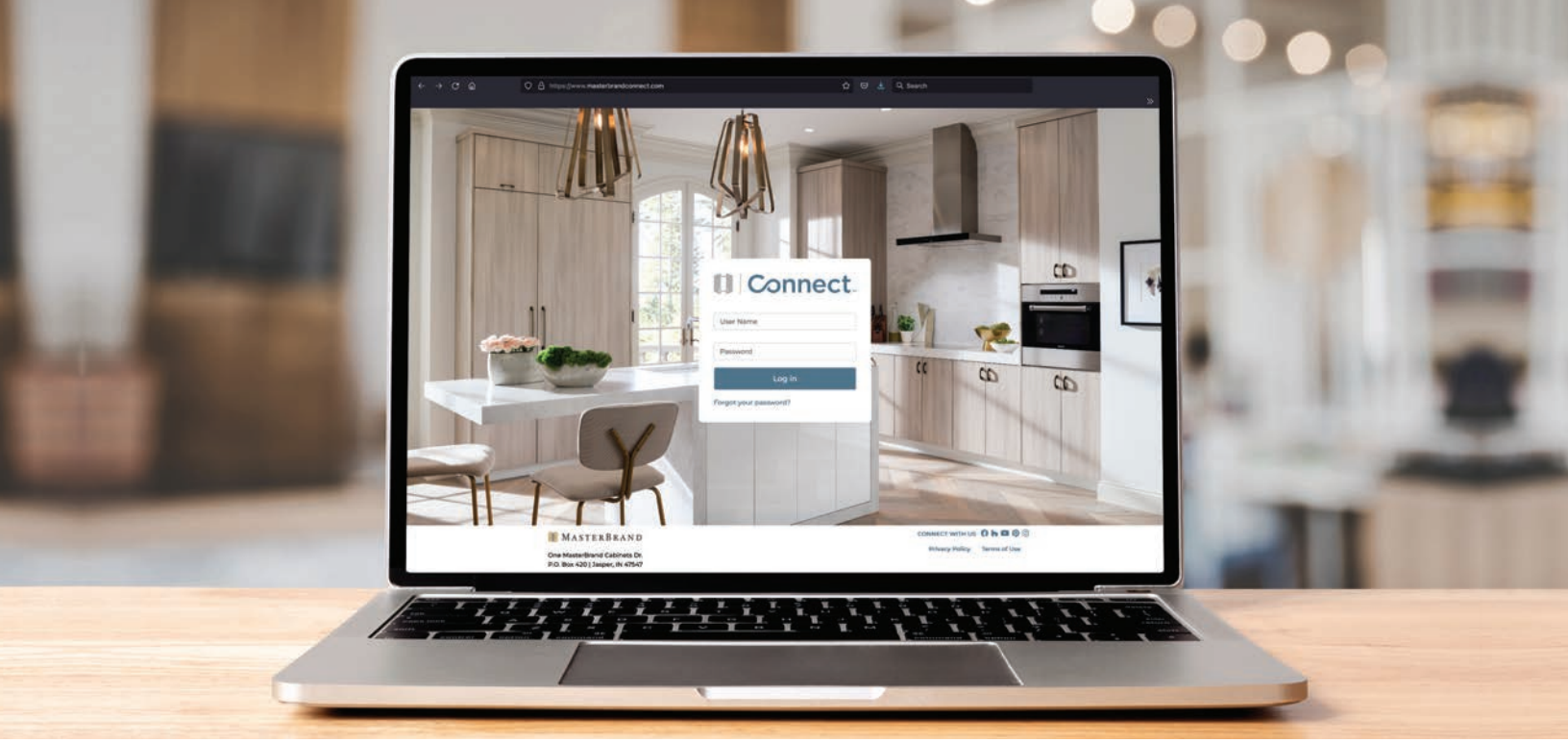


# Connect™

## Your Destination for a Next-Level Customer Experience

MasterBrand Connect™ is a one-stop information portal aimed at enabling you to be in the driver's seat of your success. Within Connect, you have access to personalized dashboard content, improved order tracking, customer service case visibility, and much more. The result is an easy to navigate system with must-have information at your fingertips.

### Feature Highlights:

- Mobile-friendly design with improved navigation and easier-to-use interface
- Unique log-ins per user with personalized content and preferences
- Improved search capability including POs and acknowledgement numbers
- Customer Service case visibility
- More timely order tracking with connected order visibility
- Communication preference selections
- Self-service account changes like phone, address and email

**Check it out today at masterbrandconnect.com, or scan the code.**

**If you do not have a MasterBrand Connect account, please contact your Sales Representative to sign up.**

MASTERBRAND®

© 2025 MasterBrand Cabinets LLC. All rights reserved. 09/25

# ELEVATE
## Your Experience
**YOUR GUIDE TO WHAT'S JUST IN**

**SEPTEMBER 2025**

**NEW FINISHES**

## TROPIC PAINT

Lighter blue tones have gained popularity among clients seeking to infuse their homes with a sense of calm and serenity. Tropic is a refreshing, airy blue that captures the essence of tranquility and openness, making it an ideal choice for brightening any space and creating a peaceful, inviting atmosphere.

**S Signature™ Series**
Species: Maple & MDF
Penned Glazes: Amaretto Crème, Charcoal, Grey Stone, and Toasted Almond

**P Pivot™ Series**
Species: Painted Hardwood
Penned Glazes: Amaretto Creme and Grey Stone

- Matching Laminate Ends Standard

## REGATTA PAINT

Regatta, a true navy blue that offers subtle dark charcoal undertones. This color exudes timeless elegance, providing a strong yet serene foundation that enhances both modern and classic design elements. Like the ocean, let Regatta's quiet power inspire your next design with this unforgettable hue.

**S Signature Series**
Species: Maple & MDF

- Matching Laminate Ends
- Heirlooming
- Launched in Pivot Series March 2025

## GRAINSTONE STAIN

Want to add a warm, organic touch to your design? Grainstone is the perfect fit! This earthy light-toned stain allows the distinctive characteristics of wood grain to shine through. For a cozy contrast, pair Grainstone with any of our rich paint finishes.

**S Signature Series**
Species: Cherry, Maple, Oak, Rustic Alder, and Rustic Hickory
Penned Glazes: Amaretto Crème, Charcoal, and Toasted Almond

**P Pivot Series**
Species: Cherry, Maple, Oak
Penned Glaze: Amaretto Creme

- Matching Laminate Ends
- Matte Sheen Available in Signature Series



## NEW SKUS

EXPANDED SIZES OF 27” AND 30” H WALL REFRIGERATOR PULLOUTS
S **Signature Series**

3 AND 4 DRAWER UTILITY CABINET MODELS
S **Signature Series**

EXPANDED DRAWER BASE MODELS
S **Signature Series**

X-END PANELS
S **Signature Series**

SHELF AND MOULDING MODELS
S **Signature Series**

- Floating Shelf
- Traditional Batten Moulding
- Traditional Light Rail

NEW SHELVING MODELS
S **Signature Series**

- Available in Cherry, Rustic Alder, Rustic Hickory, Laminate, Maple, and Oak.

30” H TAPERED WOOD HOOD (TWH)
S P **Signature and Pivot Series**

NEW SIZES OF DRAWER BASES UP TO 42”
S **Signature Series**

4 DOOR 48” W X 18” H WALL CABINET
P **Pivot Series**

- Already available in Signature Series

## MODIFICATION CHANGES AND ADDITIONS

EXPANDED MULLION DOOR MODIFICATION
S P **Signature and Pivot Series**

- New heights and widths

WASTEBASKET PARTITION
S **Signature Series**

- New modification to create a drawer partition on all wastebasket cabinets with a top drawer

**Refer to the Product Discontinuation Notice on MasterBrand Connect for a complete list of discontinued products.**

mid continent® CABINETRY

© 2025 MasterBrand Cabinets LLC. All rights reserved. 09/25

# TABLE OF CONTENTS


Door and Finish Options . . . . . F
Construction Features . . . . . 1
Modification/Upgrade Compatibility Chart . . . . . 2
Construction Upgrades . . . . . 3
Drawer Front and Door Options . . . . . 4
Non Soft-close Options . . . . . 5
Custom Modifications . . . . . 6-14
Specialty Doors . . . . . 15-16
Decorative Glass Inserts . . . . . 17-18
Cabinet Dimensions . . . . . 19-26
Design Checklist . . . . . 27
NKBA Guidelines . . . . . 28-29
Innovative Options Reference Chart . . . . . 30
Wall Cabinets . . . . . 31-62
Base Cabinets . . . . . 63-84
Universal Access Cabinets . . . . . 85-88
Tall Cabinets . . . . . 89-104
Office & Furniture Cabinets . . . . . 105-110
Vanity Cabinets . . . . . 111-122
Fillers . . . . . 123-125
Panels & Skins . . . . . 126-131
Stack Moulding Kits . . . . . 132-134
Moulding . . . . . 135-139
Valances . . . . . 140
Embellishments . . . . . 140-144
Shelves . . . . . 144-145
Decorative Hardware . . . . . 146-149
Cabinet Accessories . . . . . 150-152
Roll Tray Kits . . . . . 153
Stain, Paint, & Touch-up Tools . . . . . 153
Guide Kits and Parts . . . . . 154
Hinges . . . . . 155
Doors, Drawer Fronts and Drawers . . . . . 156
Miscellaneous Parts . . . . . 156
Index by Description . . . . . 157-159
Index by Code . . . . . 160
Painted Hardwood Finish Agreement/Policies & Information/Terms and Conditions

# DOOR AND FINISH OPTIONS

This section contains information regarding the global options you will choose that will apply to your entire order: species/material characteristics, door options, and finish options.

# CHARACTERISTICS OF LAMINATE

The surfaces of doors, drawer fronts, and overlay fillers feature laminate materials with an integrated top coat that provides superior beauty, durability, and performance. The core panel material is made of MDF to ensure a consistent and stable product.

A heat shield is required to separate all laminate products from heat producing units to be in compliance with cabinet warranty.

# CHARACTERISTICS OF PURESTYLE™ LAMINATE

PureStyle™ is an innovative laminate that is applied to a wood or engineered wood substrate. Characteristics include crisp styling, consistent coloration, and abrasion-resistant durability.

These doors offer the durability of a laminate and the beauty of paint while bringing peace of mind to those who care about creating a better environment — both inside and outside of their homes.

PureStyle™ doors can be distinguished from painted cabinets by their picture perfect distribution of satin smooth color on a sleek surface with optimum durability. Trim items will feature a matching painted finish except where noted in product specifications.

A heat shield is required to separate all laminate products from heat producing units to be in compliance with cabinet warranty.

In the Species Availability charts throughout the book, refer to Laminate column for PureStyle™ availability.

# CHARACTERISTICS OF WOOD TYPES*

No matter which species you choose for your new kitchen or bath cabinetry, please keep in mind that no two pieces of wood are exactly the same. Stains are likely to exaggerate the difference between open and closed grains and other markings in wood. Grain variation and color change should be expected. As hardwood ages, it will darken when exposed to different types of light. Color differences or changes in wood can also be caused by exposure to harsh chemicals, extreme heat or moisture. Additionally, wood species exhibit other defining characteristics, such as mineral deposits/streaks, knots, sap runs, pin holes and wormholes. These markings make the wood unique and contribute to its enduring beauty.

*Please note the term 'wood' as used in this Specification Book, includes solid wood, engineered wood, and veneer wood.

**Cherry -** features a uniform grain pattern that may reveal pin knots, curled graining and occasional black mineral streaks. With predominantly red undertones, expect color variation from creamy white to deep brown, especially in natural and lighter finishes. Cherry darkens with age and the darkening process is enhanced by exposure to natural light.

**Maple -** is a tight-grained, uniform hardwood that may include fine brown lines, wavy or curled markings, bird pecks and mineral streaks. It is predominately white to creamy-white in color with occasional reddish-brown tones.

**Oak -** is an open-grained hardwood that may contain knots, wormholes and highly varying grain patterns, adding to the unique characteristics of the wood. Oak's coloration ranges from white to pink and reddish tones. Streaks of green, yellow and even black may appear due to mineral deposits.

**Painted Hardwood -** finishes combine hardwoods and engineered materials including solid-wood, engineered materials — such as medium density fiberboard (MDF) and high density fiberboard (HDF) — and similar composite materials providing a smoother surface for painting and superior stability, consistency, and durability.

In keeping with our practice of continuous product improvement and/or to maximize efficiencies, Mid Continent™ Pivot™ Cabinetry may adjust specifications in design and materials as it deems necessary. Where differing materials are utilized, they will be of similar or better quality in keeping with Mid Continent Pivot Cabinetry's commitment to quality.

PIVOT™
MID CONTINENT® CABINETRY

## Door Style Species Availability and Upcharge

Use the chart below to determine the price column for your preferred cabinetry style.



| | Price Column | Oak 0% | Laminate 0% | PureStyle™ 0% | Maple 6% | Painted Hardwood 6% | Cherry 18% |
|---|---|---|---|---|---|---|---|
| **Berkley FO** | 3 | | | ✓ | ✓ | ✓ | |
| **Berkley PO** | 2 | | | ✓ | ✓ | ✓ | |
| **Brawny FO** | 4 | | | ✓ | ✓ | ✓ | ✓ |
| **Dapper FO** | 4 | ✓ | | ✓ | ✓ | ✓ | ✓ |
| **Detailed FO** | 4 | | | | ✓ | ✓ | ✓ |
| **Detailed PO** | 3 | | | | ✓ | ✓ | ✓ |
| **Henri FO** | 3 | | | | ✓ | ✓ | |
| **Perry FO** | 4 | | | | ✓ | ✓ | ✓ |
| **Simple FO** | 3 | ✓ | | ✓ | ✓ | ✓ | ✓ |
| **Simple PO** | 2 | ✓ | | ✓ | ✓ | ✓ | ✓ |
| **Slab FO** | 3 | | ✓ | | ✓ | ✓ | ✓ |
| **Slim FO** | 2 | ✓ | | | ✓ | ✓ | ✓ |
| **Slim PO** | 1 | ✓ | | | ✓ | ✓ | ✓ |
| **Stevenson FO** | 5 | | | | ✓ | ✓ | ✓ |
| **Traditional FO** | 4 | ✓ | | | ✓ | ✓ | ✓ |
| **Traditional PO** | 3 | ✓ | | | ✓ | ✓ | ✓ |

Anywhere you see Price Column will take you directly to this page.

To return to your product page, just click the BACK button.



Effective September 15, 2025

# DOOR STYLE SPECIFICATIONS

**Cherry**

- When Cherry door styles are ordered, it is recommended to apply a finished end option or a veneer end panel for exposed ends due to the natural aging of Cherry.

**All Door Styles**

- All doors and drawer fronts are 3/4″ thick unless otherwise noted.

**Door and Drawer Front Side Profiles**

- Veneer and MDF components are shown with gray shading on side profiles. Solid-wood components do not have shading.

**Wood Grain**

- See reference images for wood grain direction on all door styles.

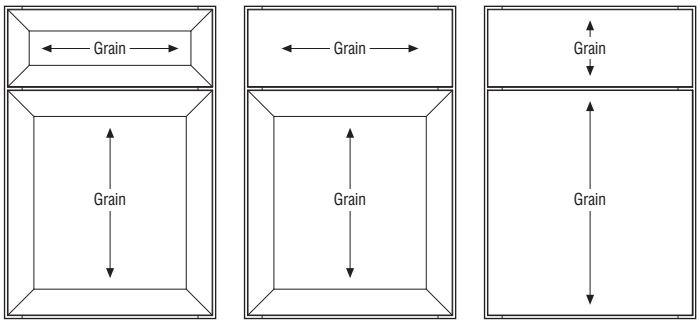


Slab FO

- **Wood Grain - Wall Top Hinge (WTH) Cabinets, 30"-36" Wide**

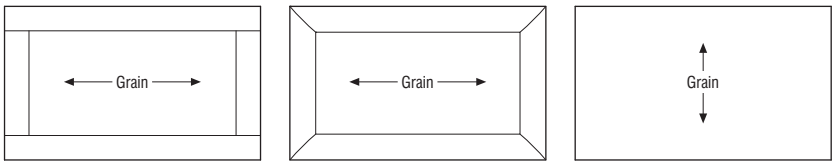


Non-mitered Door Styles | Mitered Door Styles | Slab FO

# FULL OVERLAY DOOR STYLES


Berkley FO
(Wood Species)


Berkley FO
(PureStyle™)

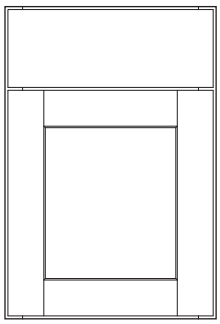
Brawny FO
(Wood Species)

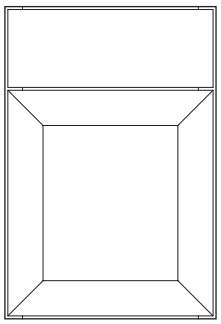
Brawny FO
(PureStyle™)

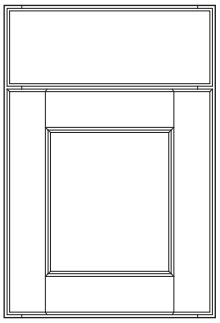
Dapper FO
(Wood Species)

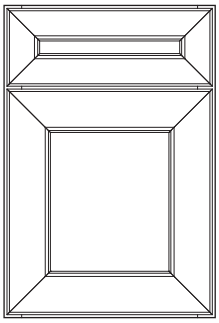
Dapper FO
(PureStyle™)

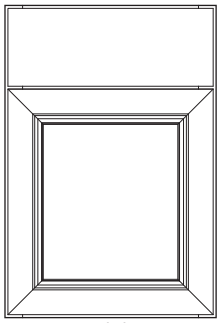
Detailed FO


Henri FO

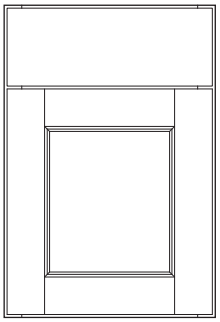
Perry FO

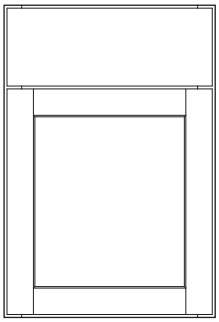
Simple FO
(Wood Species)

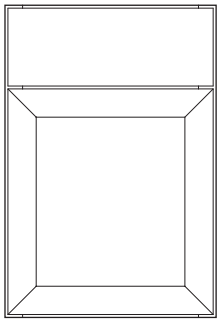
Simple FO
(PureStyle™)


Slab FO

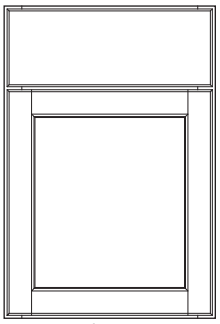
Slim FO


Stevenson FO

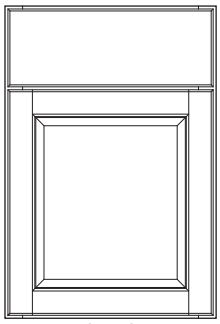
Traditional FO

# PARTIAL OVERLAY DOOR STYLES

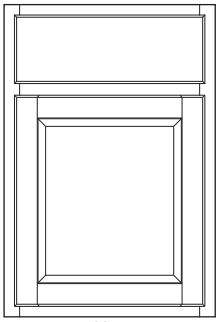

Berkley PO
(Wood Species)



Berkley PO
(PureStyle™)

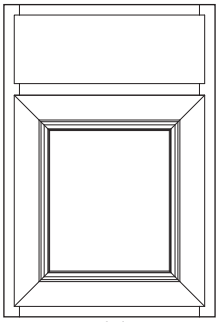

Detailed PO



Simple PO
(Wood Species)

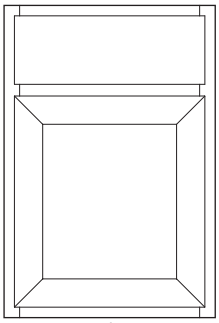

Simple PO
(PureStyle™)

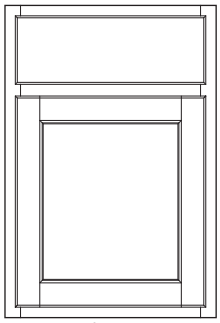

Slim PO

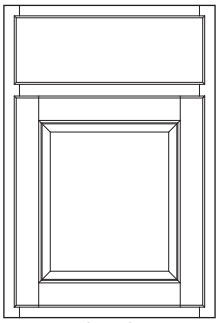

Traditional PO

# OVERLAY SPECIFICATIONS

## Full Overlay

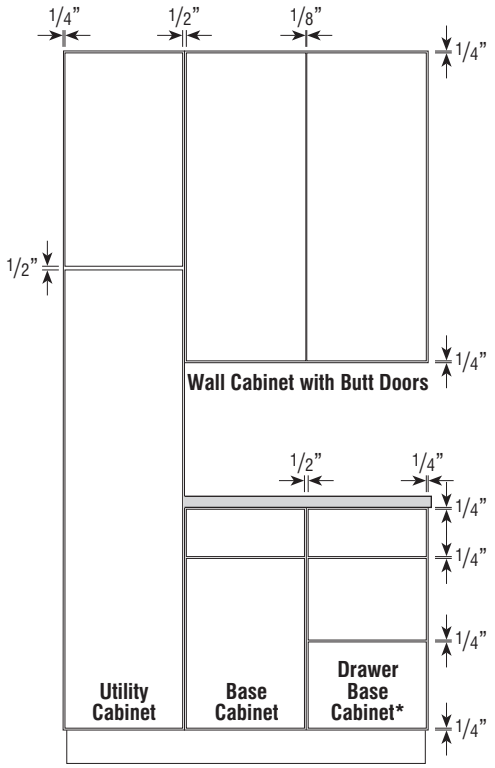


## Modified Full Overlay

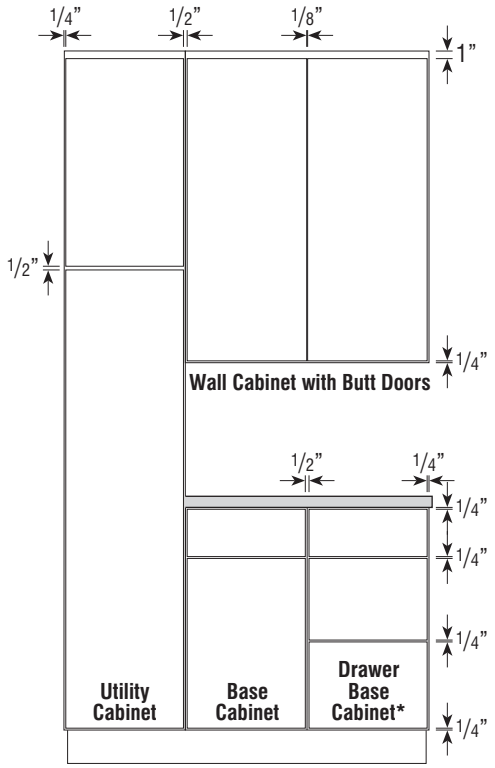


| | | |
|---|---|---|
| **Full Overlay** | The door and drawer fronts overlay the frame, exposing 1/4″ on the top and bottom rails and right and left stiles of base cabinets. Typical base units with a center stile expose 1/2″ of that stile. | 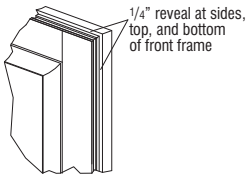  Full Overlay |
| **Modified Full Overlay** | Wall and Tall Cabinets: The door and drawer fronts overlay the frame exposing 1/4″ on the bottom rail and right and left stile. One full inch is exposed on the top rail of wall and tall cabinets. Typical units with a center stile expose 1/2″ of that stile.<br>Base Cabinets: The door and drawer fronts overlay the frame, exposing 1/4″ on the top and bottom rails and right and left stiles of base cabinets. Typical base units with a center stile expose 1/2″ of that stile. | 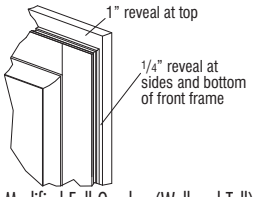  Modified Full Overlay (Wall and Tall)<br> 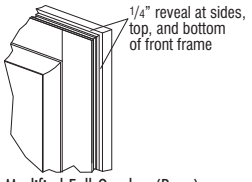  Modified Full Overlay (Base) |

*34 1/2″ high application shown. On 32″ high Full Overlay three drawer applications (drawer bases and sink bases with drawers), the reveal above the bottom drawer front is 1/2″.

- One double door center stile cabinet has the same reveal as two single door cabinets.

# OVERLAY SPECIFICATIONS

## Partial Overlay

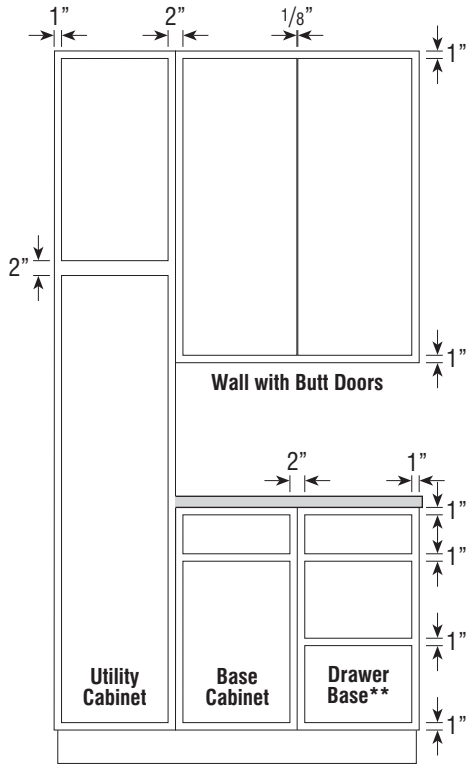


| | | |
|---|---|---|
| **Partial Overlay** | The door and drawer fronts overlay the face frame 1/2″, exposing 1″ of the frame both on the stile and rail members. Typical wall and base cabinets with a center stile expose 2″ of that stile. | 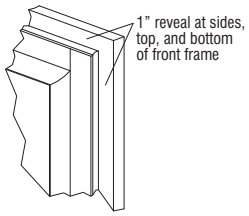  |
| **Exceptions on Face Frame Reveals** | • Some oven units have 3″ stiles and 9″ intermediate rails (designed for universal flexibility of cut-out options) that create various reveals.<br>• Blind corner wall and base cabinets expose different center stile reveals. Diagonal corners also vary.<br>• Please see the dimensional charts for oven units and blind bases located in those sections. | |

*On Partial Overlay B2D_ _ (Two Drawer Bases), reveal above the bottom drawer front is 2″.

# DOOR STYLES

| Berkley FO | Price Column | Oak | Laminate | PureStyle™ | Maple | Painted Hardwood | Cherry |
|---|---|---|---|---|---|---|---|
| | 3 | – | – | 0% | 6% | 6% | – |

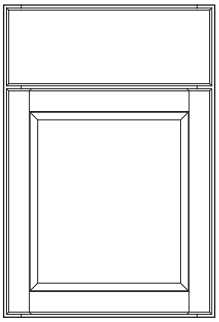

Base (Wood Species)



Wall (Wood Species)



Optional Drawer Front:
Flat 5-piece (DFF5PC)

**Decorative Door Options**

| CG | CM | MFO |
|---|---|---|
| • | • | • |

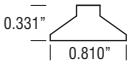


muntin profile

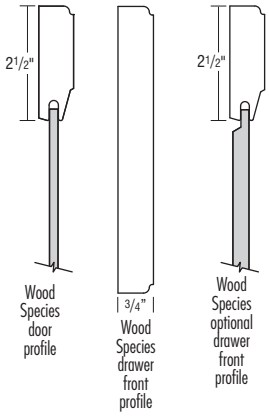




Base (PureStyle™)



Wall (PureStyle™)

**Decorative Door Options**

| CG | CM | MFO |
|---|---|---|
| • | • | • |

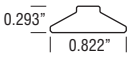


muntin profile

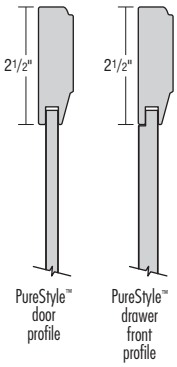


- Flat Center Panel
- Full Overlay
- Profiled Slab Drawer Front

- See chart to the right for 5-piece drawer front dimensions representative of a 9″ wide base cabinet when specifying decorative hardware.
- A heat shield is required to separate PureStyle™ doors, drawer fronts, overlay fillers, and all laminate products from heat producing units to be in compliance with cabinet warranty.

| 5-Piece Drawer Front Dimensions | |
|---|---|
| Drawer Front Width | 8 1/2″ |
| Drawer Front Height | 6 1/4″ |
| Panel Flat Width | 3 1/2″ |
| Panel Flat Height | 1 1/4″ |

# DOOR STYLES

| Berkley PO | Price Column | Oak | Laminate | PureStyle™ | Maple | Painted Hardwood | Cherry |
|---|---|---|---|---|---|---|---|
| | 2 | – | – | 0% | 6% | 6% | – |

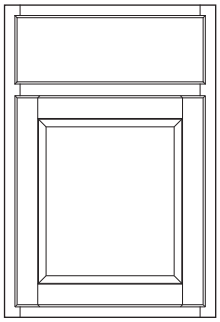

Base (Wood Species)



Wall (Wood Species)

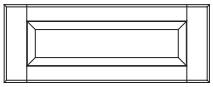

Optional Drawer Front:
Flat 5-piece (DFF5PC)

**Decorative Door Options**

| CG | CM | MFO |
|---|---|---|
| • | • | |

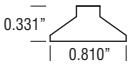


muntin profile

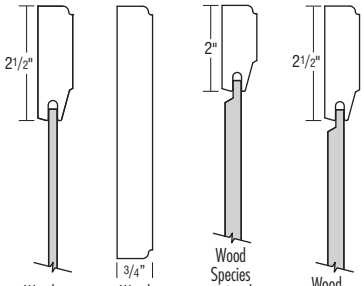


Wood Species door profile | Wood Species drawer front profile | Wood Species optional drawer front profile (top and bottom) | Wood Species optional drawer front profile (sides)



Base (PureStyle™)



Wall (PureStyle™)

**Decorative Door Options**

| CG | CM | MFO |
|---|---|---|
| • | • | |

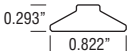


muntin profile

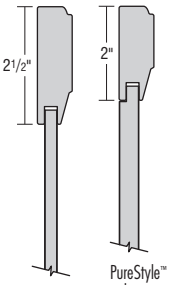


PureStyle™ door profile | PureStyle™ drawer front profile

- Flat Center Panel
- Partial Overlay
- Profiled Slab Drawer Front

- See chart to the right for 5-piece drawer front dimensions representative of a 9″ wide base cabinet when specifying decorative hardware.
- A heat shield is required to separate PureStyle™ doors, drawer fronts, overlay fillers, and all laminate products from heat producing units to be in compliance with cabinet warranty.

| 5-Piece Drawer Front Dimensions | |
|---|---|
| Drawer Front Width | 7″ |
| Drawer Front Height | 5 1/2″ |
| Panel Flat Width | 2″* |
| Panel Flat Height | 1 1/2″ |

*PureStyle DFF5PC Panel Flat Width is 3″.

# DOOR STYLES

| Brawny FO | Price Column | Oak | Laminate | PureStyle™ | Maple | Painted Hardwood | Cherry |
|---|---|---|---|---|---|---|---|
| | 4 | – | – | 0% | 6% | 6% | 18% |

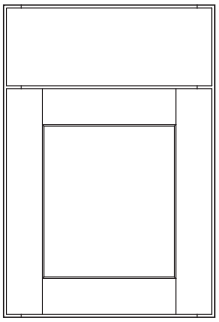

Base (Wood Species)



Wall (Wood Species)



Optional Drawer Front:
Flat 5-piece (DFF5PC)
(Wood Species)

**Decorative Door Options**

| CG | CM | MFO |
|---|---|---|
| • | • | • |

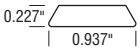


muntin profile

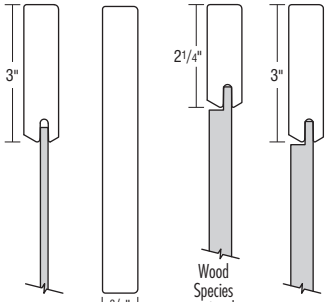


Wood Species door profile | Wood Species drawer front profile | Wood Species optional drawer front profile (top and bottom) | Wood Species optional drawer front profile (sides and 10"+)

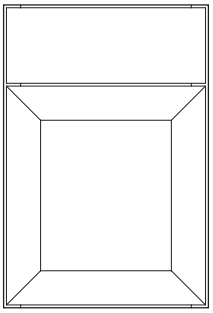

Base (PureStyle™)



Wall (PureStyle™)



Optional Drawer Front:
Flat 5-piece (DFF5PC)
(PureStyle™)

**Decorative Door Options**

| CG | CM | MFO |
|---|---|---|
| • | • | • |

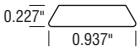


muntin profile

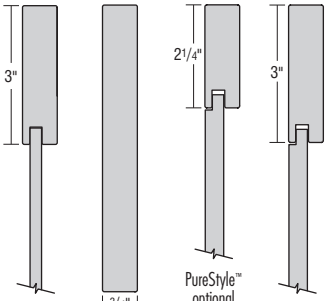


PureStyle™ door profile | PureStyle™ drawer front profile | PureStyle™ optional drawer front profile | PureStyle™ optional drawer front profile 10"+

- Veneer Flat Panel
- Full Overlay
- Slab Drawer Front

- See chart to the right for 5-piece drawer front dimensions representative of a 9″ wide base cabinet when specifying decorative hardware.
- A heat shield is required to separate PureStyle™ doors, drawer fronts, overlay fillers, and all laminate products from heat producing units to be in compliance with cabinet warranty.

| 5-Piece Drawer Front Dimensions | |
|---|---|
| Drawer Front Width | 8 1/2″ |
| Drawer Front Height | 6 1/4″ |
| Panel Flat Width | 2 1/2″ |
| Panel Flat Height | 1 3/4″ |

*PureStyle DFF5PC Panel Flat Width is 4″.

# DOOR STYLES

| Dapper FO | Price Column | Oak | Laminate | PureStyle™ | Maple | Painted Hardwood | Cherry |
|---|---|---|---|---|---|---|---|
| | 4 | 0% | – | 0% | 6% | 6% | 18% |

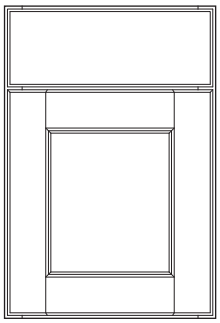

Base (Wood Species)



Wall (Wood Species)

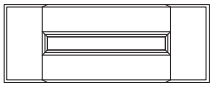

Optional Drawer Front:
Flat 5-piece (DFF5PC)

**Decorative Door Options**

| CG | CM | MFO |
|---|---|---|
| • | • | • |

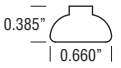


muntin profile

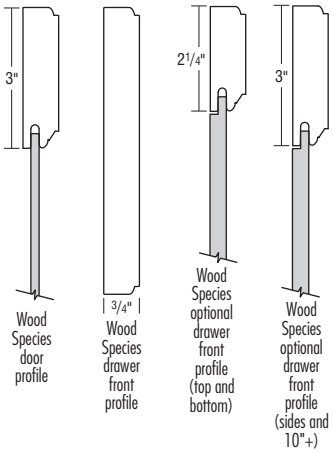


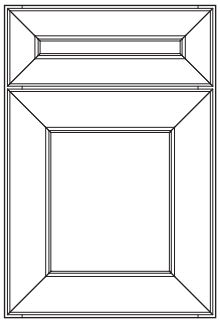

Base (PureStyle™)



Wall (PureStyle™)

**Decorative Door Options**

| CG | CM | MFO |
|---|---|---|
| • | • | • |

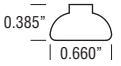


muntin profile

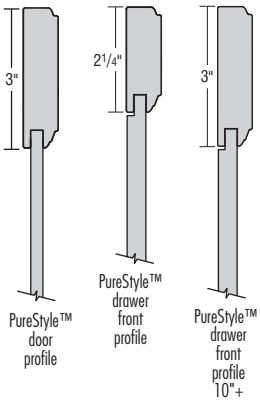


- Veneer Flat Panel
- Full Overlay
- Profiled Slab Drawer Front (Wood)

- 5-piece Mitered Drawer Front (PureStyle™).
- See chart to the right for 5-piece drawer front dimensions representative of a 9″ wide base cabinet when specifying decorative hardware.
- A heat shield is required to separate PureStyle™ doors, drawer fronts, overlay fillers, and all laminate products from heat producing units to be in compliance with cabinet warranty.

| 5-Piece Drawer Front Dimensions | |
|---|---|
| Drawer Front Width | 8 1/2″ |
| Drawer Front Height | 6 1/4″ |
| Panel Flat Width | 2 1/2″* |
| Panel Flat Height | 1 3/4″ |

*PureStyle DFF5PC Panel Flat Width is 4″.

*Special Notes:*

- On W3D cabinets, Dapper FO PureStyle™ top slab drawer front will be painted hardwood.
- On DUCD/DUCDT cabinets, Dapper FO PureStyle™ slab drawer front will be painted hardwood.
- On BBC_POOL, WBC_POOL, and OLMFO SKUs, Dapper FO PureStyle™ overlays will be painted hardwood.
- On B6FH L or R cabinets, Dapper FO PureStyle™ doors will be painted hardwood.

# DOOR STYLES

## Detailed FO

| Price Column | Oak | Laminate | PureStyle™ | Maple | Painted Hardwood | Cherry |
|---|---|---|---|---|---|---|
| 4 | – | – | – | 6% | 6% | 18% |

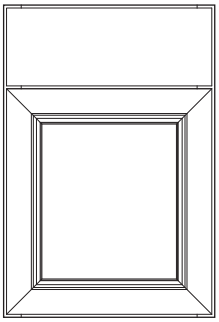

Base

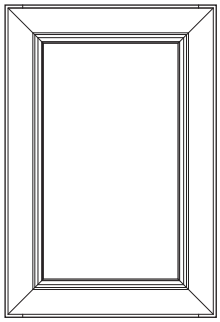

Wall



Optional Drawer Front:
Flat 5-piece (DFF5PC)

**Decorative Door Options**

| CG | CM | MFO |
|---|---|---|
| • | • | • |

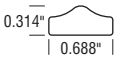


muntin profile

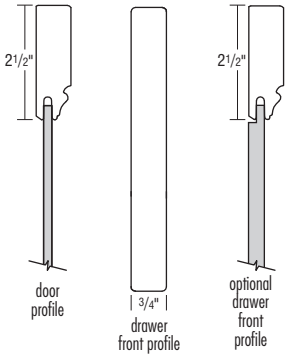


- Veneer Flat Panel Mitered Door
- Full Overlay
- Slab Drawer Front

- See chart to the right for 5-piece drawer front dimensions representative of a 9″ wide base cabinet when specifying decorative hardware.

| 5-Piece Drawer Front Dimensions | |
|---|---|
| Drawer Front Width | 8 1/2″ |
| Drawer Front Height | 6 1/4″ |
| Panel Flat Width | 3 1/2″ |
| Panel Flat Height | 1 1/4″ |

## Detailed PO

| Price Column | Oak | Laminate | PureStyle™ | Maple | Painted Hardwood | Cherry |
|---|---|---|---|---|---|---|
| 3 | – | – | – | 6% | 6% | 18% |

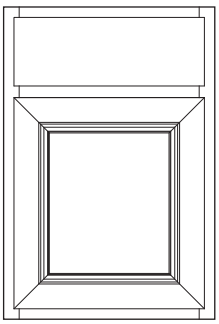

Base



Wall

**Decorative Door Options**

| CG | CM | MFO |
|---|---|---|
| • | • | |

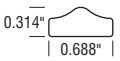


muntin profile

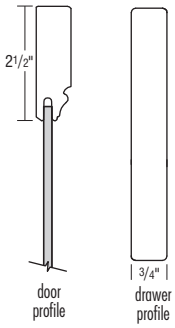


- Veneer Flat Panel Mitered Door
- Partial Overlay

- Slab Drawer Front

## Henri FO

| Price Column | Oak | Laminate | PureStyle™ | Maple | Painted Hardwood | Cherry |
|---|---|---|---|---|---|---|
| 3 | – | – | – | 6% | 6% | – |



Base



Wall

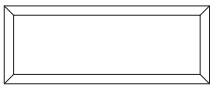

Optional Drawer Front:
Flat 5-piece (DFF5PC)

**Decorative Door Options**

| CG | CM | MFO |
|---|---|---|
| | | • |

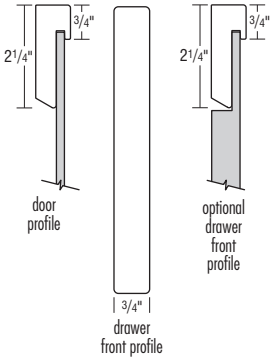


- Veneer Flat Panel
- Full Overlay
- Slab Drawer Front

- See chart to the right for 5-piece drawer front dimensions representative of a 9″ wide base cabinet when specifying decorative hardware.

| 5-Piece Drawer Front Dimensions | |
|---|---|
| Drawer Front Width | 8 1/2″ |
| Drawer Front Height | 6 1/4″ |
| Panel Flat Width | 7″ |
| Panel Flat Height | 4 3/4″ |

# DOOR STYLES

## Perry FO

| Price Column | Oak | Laminate | PureStyle™ | Maple | Painted Hardwood | Cherry |
|---|---|---|---|---|---|---|
| 4 | – | – | – | 6% | 6% | 18% |

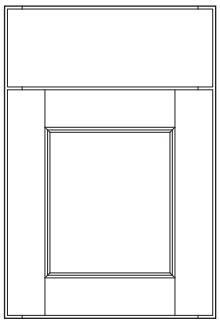

Base



Wall

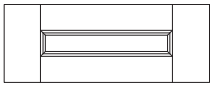

Optional Drawer Front:
Flat 5-Piece (DFF5PC)

**Decorative Door Options**

| CG | CM | MFO |
|---|---|---|
| • | • | • |

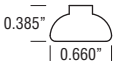


muntin profile

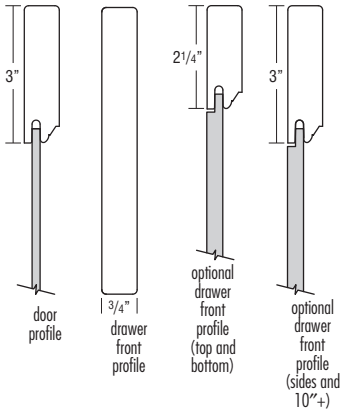


- Veneer Flat Panel
- Full Overlay
- Slab Drawer Front

- See chart to the right for 5-piece drawer front dimensions representative of a 9″ wide base cabinet when specifying decorative hardware.

| 5-Piece Drawer Front Dimensions | |
|---|---|
| Drawer Front Width | 8 1/2″ |
| Drawer Front Height | 6 1/4″ |
| Panel Flat Width | 2 1/2″ |
| Panel Flat Height | 1 3/4″ |

## Simple FO

| Price Column | Oak | Laminate | PureStyle™ | Maple | Painted Hardwood | Cherry |
|---|---|---|---|---|---|---|
| 3 | 0% | – | 0% | 6% | 6% | 18% |

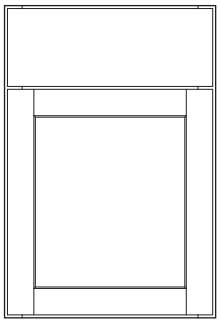

Base (Wood Species)



Wall (Wood Species)



Optional Drawer Front:
Flat 5-piece (DFF5PC)
(Wood Species)

**Decorative Door Options**

| CG | CM | MFO |
|---|---|---|
| • | • | • |

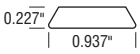


muntin profile

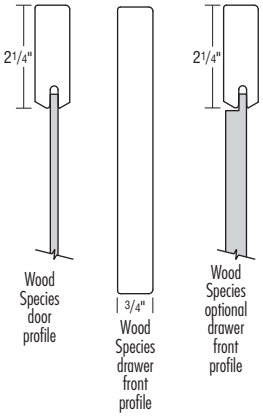


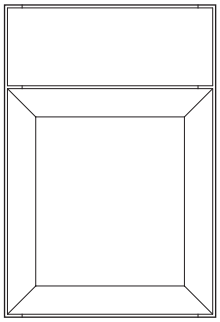

Base (PureStyle™)



Wall (PureStyle™)



Optional Drawer Front:
Flat 5-piece (DFF5PC)
(PureStyle™)

**Decorative Door Options**

| CG | CM | MFO |
|---|---|---|
| • | • | • |

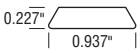


muntin profile

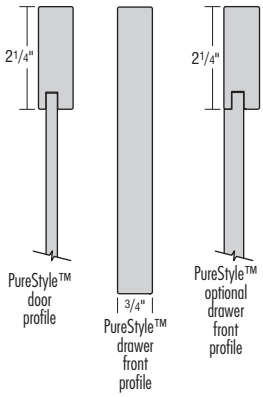


- Veneer Flat Panel
- Full Overlay
- Slab Drawer Front

- See chart to the right for 5-piece drawer front dimensions representative of a 9″ wide base cabinet when specifying decorative hardware.
- A heat shield is required to separate PureStyle™ doors, drawer fronts, overlay fillers, and all laminate products from heat producing units to be in compliance with cabinet warranty.

| 5-Piece Drawer Front Dimensions | |
|---|---|
| Drawer Front Width | 8 1/2″ |
| Drawer Front Height | 6 1/4″ |
| Panel Flat Width | 4″ |
| Panel Flat Height | 1 3/4″ |

# DOOR STYLES

| Simple PO | Price Column | Oak | Laminate | PureStyle™ | Maple | Painted Hardwood | Cherry |
|---|---|---|---|---|---|---|---|
| | 2 | 0% | – | 0% | 6% | 6% | 18% |



Base (Wood Species)



Wall (Wood Species)



Optional Drawer Front:
Flat 5-piece (DFF5PC)
(Wood Species)

**Decorative Door Options**

| CG | CM | MFO |
|---|---|---|
| • | • | |

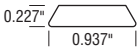


muntin profile

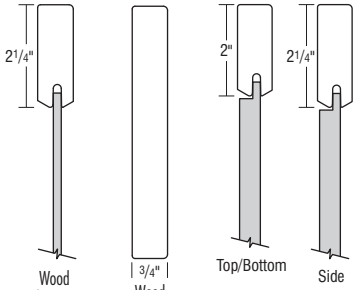


Wood Species door profile
Wood Species drawer front profile
Top/Bottom
Side
Wood Species optional drawer front profile

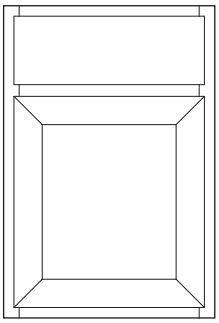

Base (PureStyle™)



Wall (PureStyle™)



Optional Drawer Front:
Flat 5-piece (DFF5PC)
(PureStyle™)

**Decorative Door Options**

| CG | CM | MFO |
|---|---|---|
| • | • | |

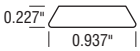


muntin profile

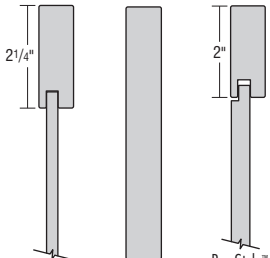


PureStyle™ door profile
PureStyle™ drawer front profile
PureStyle™ Species optional drawer front profile

- Veneer Flat Panel
- Partial Overlay
- Slab Drawer Front

- See chart to the right for 5-piece drawer front dimensions representative of a 9″ wide base cabinet when specifying decorative hardware.
- A heat shield is required to separate PureStyle™ doors, drawer fronts, overlay fillers, and all laminate products from heat producing units to be in compliance with cabinet warranty.

| 5-Piece Drawer Front Dimensions | |
|---|---|
| Drawer Front Width | 7″ |
| Drawer Front Height | 5 1/2″ |
| Panel Flat Width | 2 1/2″ |
| Panel Flat Height | 1 1/2″ |

*PureStyle DFF5PC Panel Flat Width is 3″.

# DOOR STYLES

## Slab FO

| Price Column | Oak | Laminate | PureStyle™ | Maple | Painted Hardwood | Cherry |
|---|---|---|---|---|---|---|
| 3 | – | 0% | – | 6% | 6% | 18% |



Base



Wall

**Decorative Door Options**

| CG | CM | MFO |
|---|---|---|
| | | • |

door profile

drawer front profile

- Veneer Face and Back
- Veneer Edging on all Edges
- Furniture Board Core
- Vertical Grain Pattern
- Slab Door and Drawer Front
- Full Overlay

- When Slab FO is selected in Painted Hardwood, the doors and drawer fronts will be constructed of medium density fiberboard (MDF) or high density fiberboard (HDF).
- A heat shield is required to separate laminate doors, drawer fronts, overlay fillers, and all laminate products from heat producing units to be in compliance with cabinet warranty.

*Special Notes:*
- *NSCH and NSCFB modifications are not available on this door style.*
- *VMW2430M L or R is not available on this door style.*

## Slim FO

| Price Column | Oak | Laminate | PureStyle™ | Maple | Painted Hardwood | Cherry |
|---|---|---|---|---|---|---|
| 2 | 0% | – | – | 6% | 6% | 18% |

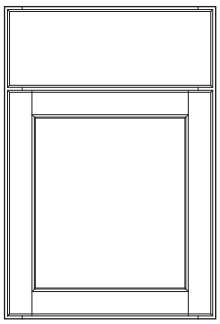

Base



Wall



Optional Drawer Front:
Flat 5-piece (DFF5PC)

**Decorative Door Options**

| CG | CM | MFO |
|---|---|---|
| • | • | • |

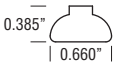


muntin profile

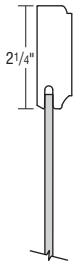


door profile

drawer front profile

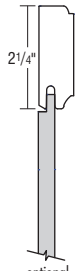


optional drawer front profile

- Veneer Flat Panel
- Full Overlay
- Profiled Slab Drawer Front

- See chart to the right for 5-piece drawer front dimensions representative of a 9″ wide base cabinet when specifying decorative hardware.

| 5-Piece Drawer Front Dimensions | |
|---|---|
| Drawer Front Width | 8 1/2″ |
| Drawer Front Height | 6 1/4″ |
| Panel Flat Width | 4″ |
| Panel Flat Height | 1 3/4″ |

# DOOR STYLES

## Slim PO

| Price Column | Oak | Laminate | PureStyle™ | Maple | Painted Hardwood | Cherry |
|---|---|---|---|---|---|---|
| 1 | 0% | – | – | 6% | 6% | 18% |

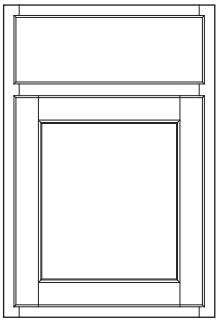

Base



Wall

**Decorative Door Options**

| CG | CM | MFO |
|---|---|---|
| • | • | |

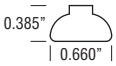


muntin profile

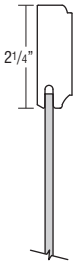


door profile

drawer front profile

DOOR STYLES

- Veneer Flat Panel
- Partial Overlay
- Profiled Slab Drawer Front

## Stevenson FO

| Price Column | Oak | Laminate | PureStyle™ | Maple | Painted Hardwood | Cherry |
|---|---|---|---|---|---|---|
| 5 | – | – | – | 6% | 6% | 18% |



Base



Wall

**Decorative Door Options**

| CG | CM | MFO |
|---|---|---|
| • | • | • |

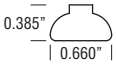


muntin profile

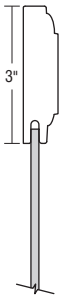


door profile

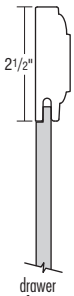


drawer front profile

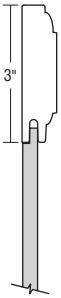


drawer front profile 10"+

- Veneer Flat Panel Mitered Door
- Full Overlay
- 5-piece Mitered Drawer Front
- See chart to the right for 5-piece drawer front dimensions representative of a 9" wide base cabinet when specifying decorative hardware.

| 5-Piece Drawer Front Dimensions | |
|---|---|
| Drawer Front Width | 8 1/2" |
| Drawer Front Height | 6 1/4" |
| Panel Flat Width | 3 1/2" |
| Panel Flat Height | 1 1/4" |

# DOOR STYLES

## Traditional FO

| Price Column | Oak | Laminate | PureStyle™ | Maple | Painted Hardwood | Cherry |
|---|---|---|---|---|---|---|
| 4 | 0% | – | – | 6% | 6% | 18% |

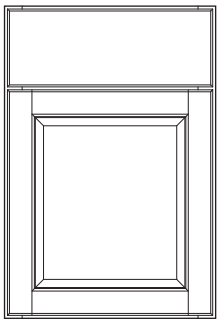

Base

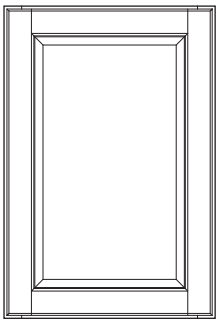

Wall

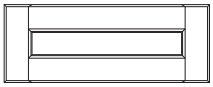

Optional Drawer Front:
Flat 5-piece (DFF5PC)

**Decorative Door Options**

| CG | CM | MFO |
|---|---|---|
| • | • | • |

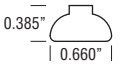


muntin profile

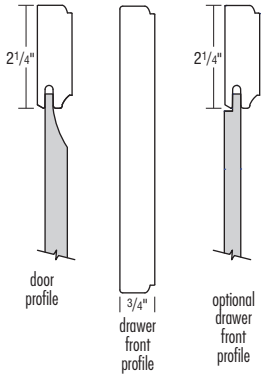


- Veneer Raised Panel
- Full Overlay
- Profiled Slab Drawer Front

- See chart to the right for 5-piece drawer front dimensions representative of a 9″ wide base cabinet when specifying decorative hardware.

| 5-Piece Drawer Front Dimensions | |
|---|---|
| Drawer Front Width | 8 1/2″ |
| Drawer Front Height | 6 1/4″ |
| Panel Flat Width | 4″ |
| Panel Flat Height | 1 3/4″ |

## Traditional PO

| Price Column | Oak | Laminate | PureStyle™ | Maple | Painted Hardwood | Cherry |
|---|---|---|---|---|---|---|
| 3 | 0% | – | – | 6% | 6% | 18% |

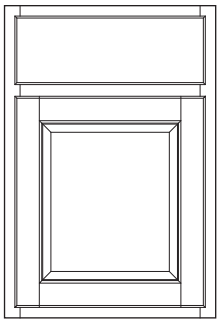

Base



Wall

**Decorative Door Options**

| CG | CM | MFO |
|---|---|---|
| • | • | |

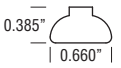


muntin profile

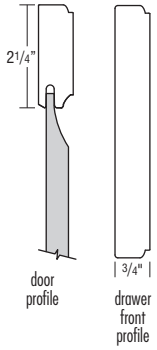


- Veneer Flat Panel
- Partial Overlay
- Profiled Slab Drawer Front

# 12-STEP FINISHING PROCESS

1. **Wood Selection –** The selection of the finest woods is the essential first step of the 12-step finishing process.
2. **Sanded to Perfection –** Our sanding utilizes a fine grit paper, both with and against the wood grain. This process is completed on a vacuum table, allowing for a wood surface that is free of dust particles.
3. **Achieving Natural Wood Tone –** Toner is applied to selected finishes, enhancing the naturalistic wood appearance.
4. **Stain Application –** A hand-sprayed deep saturating stain is evenly applied to all surfaces for even coverage on all profiles. On multi-step stains and glaze finishes, some non-facing surfaces (such as backs of doors, backs of panels, and matching veneer interiors) may not receive all steps noted. The resulting finish will be complementary and similar in color and have the same catalyzed top coat and cure, but may not result in the same color depth as facing surfaces.
5. **Removal of Excess Stain –** The wood is hand-wiped to remove excess stain, emphasizing the cabinet's natural wood grain.
6. **Catalyzed Sealer –** A tough, clear, catalyzed sealer is hand-sprayed on to protect the grain from moisture.
7. **Drying Process –** For added durability, the sealed wood is oven cured to lock in the beauty of wood.
8. **Hand-Sanded –** To achieve an ultra-smooth finish, we hand-sand the material one last time.
9. **Dust Removal –** The resulting loose dust particles are removed from the surface of the wood.
10. **Catalyzed Top Coat –** A premium quality catalyzed top coat is applied to protect the wood from environmental elements.
11. **Final Top Coat Cure –** The top coat is cured for a strong, beautiful finish.
12. **Final Inspection –** This last inspection is very thorough, ensuring quality and beauty. Our gift to you is that every cabinet is crafted with care.

# CHARACTERISTICS OF GLAZING/PAINT

### Penned Glazes

A professional layer of glaze can add another layer of beauty to your cabinets. Our hand-detailed penned glaze application adds depth and dimension to your cabinet's appearance by highlighting the profile of your door style choice.

- Hand-detailed penned glazing will leave a consistent, "penned" appearance around the door profile, and will not change the overall finish or paint base color.
- You should expect the result to yield a subtle to dramatic look based on the complexity of a cabinet door's design.
- Printed materials and online, electronic presentations can only do so much. It's important to both see and touch actual finished samples to ensure your satisfaction.

### Characteristics of Paint

Paint may develop hairline cracks in the finish, most notable around the joints. This is a result of natural expansion and contraction of the genuine hardwoods used in the manufacturing of this product. Hairline cracks are not considered a defect in the cabinetry or finish.

# FINISH AVAILABILITY

| | | | | | CHERRY | | | | | | | | | | | | | MAPLE | | | | | | | | | | | | | | | |
|---|---|---|---|---|---|---|---|---|---|---|---|---|---|---|---|---|---|---|---|---|---|---|---|---|---|---|---|---|---|---|---|---|---|
| | | Penned Glaze | Matching Laminate Ends | Upcharge | Brawny FO | Dapper FO | Detailed FO | Detailed PO | Perry FO | Simple FO | Simple PO | Slab FO | Slim FO | Slim PO | Stevenson FO | Traditional FO | Traditional PO | Berkley FO | Berkley PO | Brawny FO | Dapper FO | Detailed FO | Detailed PO | Henri FO | Perry FO | Simple FO | Simple PO | Slab FO | Slim FO | Slim PO | Stevenson FO | Traditional FO | Traditional PO |
| Stains | Buckskin | ✓ | ✓ | | ✓ | ✓ | ✓ | ✓ | ✓ | ✓ | ✓ | ✓ | ✓ | ✓ | ✓ | ✓ | ✓ | ✓ | ✓ | ✓ | ✓ | ✓ | ✓ | ✓ | ✓ | ✓ | ✓ | ✓ | ✓ | ✓ | ✓ | ✓ | ✓ |
| Stains | Chocolate | | ✓ | | ✓ | ✓ | ✓ | ✓ | ✓ | ✓ | ✓ | ✓ | ✓ | ✓ | ✓ | ✓ | ✓ | ✓ | ✓ | ✓ | ✓ | ✓ | ✓ | ✓ | ✓ | ✓ | ✓ | ✓ | ✓ | ✓ | ✓ | ✓ | ✓ |
| Stains | Coastline NEW | ✓ | ✓ | | ✓ | ✓ | ✓ | ✓ | ✓ | ✓ | ✓ | ✓ | ✓ | ✓ | ✓ | ✓ | ✓ | ✓ | ✓ | ✓ | ✓ | ✓ | ✓ | ✓ | ✓ | ✓ | ✓ | ✓ | ✓ | ✓ | ✓ | ✓ | ✓ |
| Stains | Colt | ✓ | ✓ | | ✓ | ✓ | ✓ | ✓ | ✓ | ✓ | ✓ | ✓ | ✓ | ✓ | ✓ | ✓ | ✓ | ✓ | ✓ | ✓ | ✓ | ✓ | ✓ | ✓ | ✓ | ✓ | ✓ | ✓ | ✓ | ✓ | ✓ | ✓ | ✓ |
| Stains | Grainstone NEW | ✓ | ✓ | | ✓ | ✓ | ✓ | ✓ | ✓ | ✓ | ✓ | ✓ | ✓ | ✓ | ✓ | ✓ | ✓ | ✓ | ✓ | ✓ | ✓ | ✓ | ✓ | ✓ | ✓ | ✓ | ✓ | ✓ | ✓ | ✓ | ✓ | ✓ | ✓ |
| Stains | Kanga | ✓ | ✓ | | ✓ | ✓ | ✓ | ✓ | ✓ | ✓ | ✓ | ✓ | ✓ | ✓ | ✓ | ✓ | ✓ | ✓ | ✓ | ✓ | ✓ | ✓ | ✓ | ✓ | ✓ | ✓ | ✓ | ✓ | ✓ | ✓ | ✓ | ✓ | ✓ |
| Stains | Morel | ✓ | ✓ | | ✓ | ✓ | ✓ | ✓ | ✓ | ✓ | ✓ | ✓ | ✓ | ✓ | ✓ | ✓ | ✓ | ✓ | ✓ | ✓ | ✓ | ✓ | ✓ | ✓ | ✓ | ✓ | ✓ | ✓ | ✓ | ✓ | ✓ | ✓ | ✓ |
| Stains | Natural | ✓ | ✓ | | | | | | | | | | | | | | | ✓ | ✓ | ✓ | ✓ | ✓ | ✓ | ✓ | ✓ | ✓ | ✓ | ✓ | ✓ | ✓ | ✓ | ✓ | ✓ |
| Stains | Sahara | ✓ | ✓ | | ✓ | ✓ | ✓ | ✓ | ✓ | ✓ | ✓ | ✓ | ✓ | ✓ | ✓ | ✓ | ✓ | ✓ | ✓ | ✓ | ✓ | ✓ | ✓ | ✓ | ✓ | ✓ | ✓ | ✓ | ✓ | ✓ | ✓ | ✓ | ✓ |
| Stains | Thatch | ✓ | ✓ | | ✓ | ✓ | ✓ | ✓ | ✓ | ✓ | ✓ | ✓ | ✓ | ✓ | ✓ | ✓ | ✓ | ✓ | ✓ | ✓ | ✓ | ✓ | ✓ | ✓ | ✓ | ✓ | ✓ | ✓ | ✓ | ✓ | ✓ | ✓ | ✓ |
| Stains | Titanium | | ✓ | | ✓ | ✓ | ✓ | ✓ | ✓ | ✓ | ✓ | ✓ | ✓ | ✓ | ✓ | ✓ | ✓ | ✓ | ✓ | ✓ | ✓ | ✓ | ✓ | ✓ | ✓ | ✓ | ✓ | ✓ | ✓ | ✓ | ✓ | ✓ | ✓ |
| Stains | Unfinished* | | | -5% | ✓ | ✓ | ✓ | ✓ | ✓ | ✓ | ✓ | ✓ | ✓ | ✓ | ✓ | ✓ | ✓ | ✓ | ✓ | ✓ | ✓ | ✓ | ✓ | ✓ | ✓ | ✓ | ✓ | ✓ | ✓ | ✓ | ✓ | ✓ | ✓ |
| Penned Glazes on Stains | Amaretto Créme | | ✓ | 10% | | | | | | | | | | | | | | ✓ | ✓ | ✓ | ✓ | ✓ | ✓ | ✓ | ✓ | ✓ | ✓ | | ✓ | ✓ | ✓ | ✓ | ✓ |

*Requires APC or PE upgrade. Discount of 5% applied to all applicable products. When cabinets are finished by an outside source, finish is not covered under warranty. Interiors of cabinets will be natural Maple laminate. For finishable interiors, MIP must be specified.

Cherry laminate components are intentionally slightly darker than cabinet facings at the time of manufacturing to compensate for the expected darkening of doors, drawer fronts, etc., as they are exposed to natural sunlight.

# FINISH AVAILABILITY

| | | | | OAK | | | | | | |
|---|---|---|---|---|---|---|---|---|---|---|
| | | Matching Laminate Ends | Upcharge | Dapper FO | Simple FO | Simple PO | Slim FO | Slim PO | Traditional FO | Traditional PO |
| Stains | Buckskin | ✓ | | ✓ | ✓ | ✓ | ✓ | ✓ | ✓ | ✓ |
| Stains | Chocolate | ✓ | | ✓ | ✓ | ✓ | ✓ | ✓ | ✓ | ✓ |
| Stains | Coastline | ✓ | | ✓ | ✓ | ✓ | ✓ | ✓ | ✓ | ✓ |
| Stains | Colt | ✓ | | ✓ | ✓ | ✓ | ✓ | ✓ | ✓ | ✓ |
| Stains | Grainstone NEW | ✓ | | ✓ | ✓ | ✓ | ✓ | ✓ | ✓ | ✓ |
| Stains | Kanga | ✓ | | ✓ | ✓ | ✓ | ✓ | ✓ | ✓ | ✓ |
| Stains | Morel | ✓ | | ✓ | ✓ | ✓ | ✓ | ✓ | ✓ | ✓ |
| Stains | Natural | ✓ | | ✓ | ✓ | ✓ | ✓ | ✓ | ✓ | ✓ |
| Stains | Sahara | ✓ | | ✓ | ✓ | ✓ | ✓ | ✓ | ✓ | ✓ |
| Stains | Thatch | ✓ | | ✓ | ✓ | ✓ | ✓ | ✓ | ✓ | ✓ |
| Stains | Titanium | ✓ | | ✓ | ✓ | ✓ | ✓ | ✓ | ✓ | ✓ |
| Stains | Unfinished* | | -5% | ✓ | ✓ | ✓ | ✓ | ✓ | ✓ | ✓ |

*Requires APC or PE upgrade. Discount of 5% applied to all applicable products. When cabinets are finished by an outside source, finish is not covered under warranty. Interiors of cabinets will be natural Maple laminate. For finishable interiors, MIP must be specified.

# FINISH AVAILABILITY

| | | | | | PAINTED HARDWOOD | | | | | | | | | | | | | | | |
|---|---|---|---|---|---|---|---|---|---|---|---|---|---|---|---|---|---|---|---|---|
| | | Penned Glaze | Matching Laminate Ends | Upcharge | Berkley FO | Berkley PO | Brawny FO | Dapper FO | Detailed FO | Detailed PO | Henri FO | Perry FO | Simple FO | Simple PO | Slab FO | Slim FO | Slim PO | Stevenson FO | Traditional FO | Traditional PO |
| Paints ✍ | Black | | ✓ | | ✓ | ✓ | ✓ | ✓ | ✓ | ✓ | ✓ | ✓ | ✓ | ✓ | ✓ | ✓ | ✓ | ✓ | ✓ | ✓ |
| | Cloud | ✓ | ✓ | | ✓ | ✓ | ✓ | ✓ | ✓ | ✓ | ✓ | ✓ | ✓ | ✓ | ✓ | ✓ | ✓ | ✓ | ✓ | ✓ |
| | Coconut | ✓ | ✓ | | ✓ | ✓ | ✓ | ✓ | ✓ | ✓ | ✓ | ✓ | ✓ | ✓ | ✓ | ✓ | ✓ | ✓ | ✓ | ✓ |
| | Icy Avalanche | ✓ | ✓ | | ✓ | ✓ | ✓ | ✓ | ✓ | ✓ | ✓ | ✓ | ✓ | ✓ | ✓ | ✓ | ✓ | ✓ | ✓ | ✓ |
| | Marcona NEW | ✓ | ✓ | | ✓ | ✓ | ✓ | ✓ | ✓ | ✓ | ✓ | ✓ | ✓ | ✓ | ✓ | ✓ | ✓ | ✓ | ✓ | ✓ |
| | Maritime | | ✓ | | ✓ | ✓ | ✓ | ✓ | ✓ | ✓ | ✓ | ✓ | ✓ | ✓ | ✓ | ✓ | ✓ | ✓ | ✓ | ✓ |
| | Moonstone | | ✓ | | ✓ | ✓ | ✓ | ✓ | ✓ | ✓ | ✓ | ✓ | ✓ | ✓ | ✓ | ✓ | ✓ | ✓ | ✓ | ✓ |
| | Regatta NEW | | ✓ | | ✓ | ✓ | ✓ | ✓ | ✓ | ✓ | ✓ | ✓ | ✓ | ✓ | ✓ | ✓ | ✓ | ✓ | ✓ | ✓ |
| | Retreat | ✓ | ✓ | | ✓ | ✓ | ✓ | ✓ | ✓ | ✓ | ✓ | ✓ | ✓ | ✓ | ✓ | ✓ | ✓ | ✓ | ✓ | ✓ |
| | Steam | ✓ | ✓ | | ✓ | ✓ | ✓ | ✓ | ✓ | ✓ | ✓ | ✓ | ✓ | ✓ | ✓ | ✓ | ✓ | ✓ | ✓ | ✓ |
| | Tropic NEW | ✓ | ✓ | | ✓ | ✓ | ✓ | ✓ | ✓ | ✓ | ✓ | ✓ | ✓ | ✓ | ✓ | ✓ | ✓ | ✓ | ✓ | ✓ |
| | White | ✓ | ✓ | | ✓ | ✓ | ✓ | ✓ | ✓ | ✓ | ✓ | ✓ | ✓ | ✓ | ✓ | ✓ | ✓ | ✓ | ✓ | ✓ |
| Penned Glazes on Paints ✍ | Amaretto Créme | | ✓ | 10% | ✓ | ✓ | ✓ | ✓ | ✓ | ✓ | ✓ | ✓ | ✓ | ✓ | | ✓ | ✓ | ✓ | ✓ | ✓ |
| | Grey Stone | | ✓ | 10% | ✓ | ✓ | ✓ | ✓ | ✓ | ✓ | ✓ | ✓ | ✓ | ✓ | | ✓ | ✓ | ✓ | ✓ | ✓ |

Painted Hardwood finishes combine hardwoods and engineered materials including solid-wood, engineered materials — such as medium density fiberboard (MDF) and high density fiberboard (HDF) — and similar composite materials providing a smoother surface for painting and superior stability, consistency, and durability.

✍ Signed finish agreement required.

# FINISH AVAILABILITY

| | | | | LAMINATE | PURESTYLE™ LAMINATE | | | | | |
|---|---|---|---|---|---|---|---|---|---|---|
| | | Matching Laminate Ends | Upcharge | Slab FO | Berkley FO | Berkley PO | Brawny FO | Dapper FO | Simple FO | Simple PO |
| Laminate Finishes | Cloud | ✓ | | ✓ | ✓ | ✓ | ✓ | ✓ | ✓ | ✓ |
| | Coconut | ✓ | | ✓ | ✓ | ✓ | ✓ | ✓ | ✓ | ✓ |
| | Icy Avalanche | ✓ | | ✓ | ✓ | ✓ | ✓ | ✓ | ✓ | ✓ |
| | Maritime | ✓ | | ✓ | ✓ | ✓ | ✓ | ✓ | ✓ | ✓ |
| | Moonstone | ✓ | | ✓ | ✓ | ✓ | ✓ | ✓ | ✓ | ✓ |
| | Steam | ✓ | | ✓ | ✓ | ✓ | ✓ | ✓ | ✓ | ✓ |
| | White | ✓ | | ✓ | ✓ | ✓ | ✓ | ✓ | ✓ | ✓ |

# PAINTED COLOR PALETTE

| | OPTION NAME | DESCRIPTION/LIMITATIONS | UPCHARGE |
|---|---|---|---|
| Paints | Black | True black. | N/A |
| | Cloud | Medium gray. | N/A |
| | Coconut | Creamy off white. | N/A |
| | Icy Avalanche | Cool white with gray undertones. | N/A |
| | Marcona NEW | Soft, creamy off-white. | N/A |
| | Maritime | Dark navy with gray/green undertones. | N/A |
| | Moonstone | Cool dark gray. | N/A |
| | Regatta NEW | Cool dark navy. | N/A |
| | Retreat | Medium gray color with blue green undertones. | N/A |
| | Steam | Pale, milky white. | N/A |
| | Tropic NEW | A fresh, watery blue. | N/A |
| | White | Bright, pure white. | N/A |
| Penned Glazes | Amaretto Créme | A dark spicy brown glaze that helps define any profile with high contrast. | Cabinet list + 10% |
| | Grey Stone | A grey glaze that helps define any profile with high contrast. | Cabinet list + 10% |

# CONSTRUCTION FEATURES

| | STANDARD CONSTRUCTION | PLYWOOD ENDS* | ALL-PLYWOOD CONSTRUCTION* |
|---|---|---|---|
| **Doors & Drawer Fronts** | See Door Style section for door and drawer front configuration and construction details. | | |
| **Face Frames** | 3/4″ solid hardwood. | | |
| **I-beam Braces** | 3/8″ furniture board dadoed into face frame, end panels and back panels. | | 3/8″ plywood dadoed into face frame, end panels and back panels. |
| **Cabinet Sides** | 1/2″ furniture board with Natural Maple laminate interiors. Exteriors are laminate that match the color of the face frame. | 1/2″ unfinished veneer plywood with Natural Maple interiors. | 1/2″ unfinished veneer plywood with Natural Maple interiors. |
| **Cabinet Tops & Bottoms (Wall & Tall)** | 3/8″ furniture board with natural Maple laminate interior and exterior surfaces. | | 3/8″ plywood with natural Maple laminate interior and exterior surfaces. |
| **Cabinet Bottoms (Base & Vanity)** | 3/8″ furniture board with natural Maple laminate interior surface. | | 3/8″ plywood with natural Maple laminate interior surface. |
| **Cabinet Backs** | 3/8″ furniture board with natural Maple laminate interior. Base cabinets have 3mm system holes for easy drawer and roll tray installation. | | 3/8″ plywood with natural Maple laminate interior. Base cabinets have 3mm system holes for easy drawer and roll tray installation. |
| **Adjustable Shelves** | 3/4″ furniture board with natural Maple laminate to match interiors. Shelves are adjustable in wall and base cabinets unless otherwise noted. | | 3/4″ plywood laminated to match interiors. Shelves are adjustable in wall and base cabinets unless otherwise noted. |
| **Finish** | Multi-step finishing process where the finished components are sanded, stained, and sealed before a catalyzed top coat is applied. | | |
| **Hinges** | **Soft-close** fully concealed, integrated cup hinge with self-closing feature; 6-way adjustable. Hinge features deactivation option. Some cabinets utilize a 170° or 107° 4-way adjustable hinge. See page 155 for details.<br>**NSCH mod:** Fully concealed cup hinge; 6-way adjustable and self-closing. | | |
| **Drawers** | **Standard:** Double fully concealed, roller bearing, self-aligning, full extension guide with soft-close self-closing mechanism and fast clip removal system. Soft-close engages when the drawer is approximately 2″ from closing, applying resistance to the self-closing mechanism. Four-sided clear coated, solid hardwood drawer box with dovetailed construction. All guides have a 75 lb. weight capacity.<br>**NSCFB mod:** 1/2″ natural Maple laminated furniture board. Drawer bottom is 3/8″ natural Maple furniture board. Features 3/4 extension side-mounted, epoxy coated guides. All guides have a 75 lb. weight capacity. | | |
| **Roll Trays** | **Standard:** Double fully concealed, roller bearing, self-aligning, full extension guide with soft-close self-closing mechanism and fast clip removal system. Soft-close engages when the roll tray is approximately 2″ from closing, applying resistance to the self-closing mechanism. Four-sided clear coated, solid hardwood roll tray with dovetailed construction. All guides have a 75 lb. weight capacity.<br>**NSCFB mod:** 1/2″ natural Maple laminated furniture board. Roll tray bottom is 3/8″ natural Maple furniture board. Features 3/4 extension side-mounted, epoxy coated guides. All guides have a 75 lb. weight capacity. | | |
| **Toekick** | Unfinished furniture board toekick to allow application of finished toeboard materials. A variety of laminate and wood toeboard skins and baseboard mouldings available in 8′ lengths; see ACCESSORIES section. | | 3/8″ Unfinished plywood toekick to allow application of finished toeboard materials. Toeboard skins and baseboard mouldings available in 8′ lengths; see ACCESSORIES section. |
| **Interior Cabinet Components** | A few interior components are manufactured from laminated furniture board because they provide for the most durable, aesthetic application. | | |

*All-plywood components meet ANSI/HPVA HP-1 standards and may contain MDF or particleboard.

## STANDARD BOX CONSTRUCTION

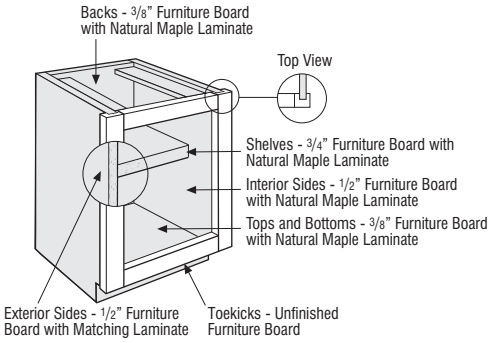


## STANDARD DRAWER BOX CONSTRUCTION

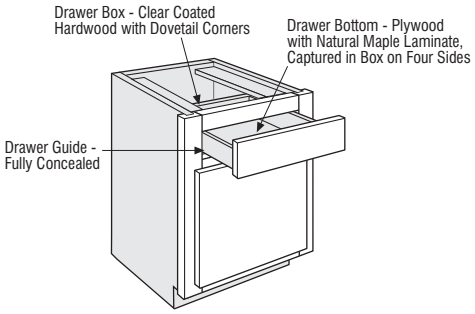

# MODIFICATION/UPGRADE COMPATIBILITY CHART

| MODIFICATION/ UPGRADE | | APC | PE | DFF5PC | MFO | NSCFB | NSCH | DDEL | DDER | FB | FPEB | MIP | CBO | CCO | CD | CND | FP | FD | RT | ADDTK | FTK | FTKV.A | FTKV.F | RTKALL | RTKBK | RTKL | RTKR | VTK | CFNTO | CFRMO | P | CG | CM |
|---|---|---|---|---|---|---|---|---|---|---|---|---|---|---|---|---|---|---|---|---|---|---|---|---|---|---|---|---|---|---|---|---|---|
| **Construction Upgrades** (page 3) | **APC** - All-plywood Construction | | | ✓ | ✓ | ✓ | ✓ | ✓ | ✓ | ✓ | ✓ | | ✓ | ✓ | ✓ | ✓ | ✓ | ✓ | ✓ | ✓ | ✓ | ✓ | ✓ | ✓ | ✓ | ✓ | ✓ | | | ✓ | ✓ | ✓ |
| | **PE** - Plywood Ends | | | ✓ | ✓ | ✓ | ✓ | | | ✓ | | | ✓ | ✓ | ✓ | ✓ | ✓ | ✓ | ✓ | ✓ | ✓ | ✓ | ✓ | ✓ | ✓ | ✓ | ✓ | ✓ | | | ✓ | ✓ | ✓ |
| **Drawer Front and Door Options** (page 4) | **DFF5PC** - Drawer Front Flat 5-piece | ✓ | ✓ | | ✓ | ✓ | ✓ | ✓ | ✓ | ✓ | ✓ | ✓ | | | ✓ | ✓ | ✓ | ✓ | ✓ | ✓ | ✓ | ✓ | ✓ | ✓ | ✓ | ✓ | ✓ | ✓ | ✓ | | ✓ | ✓ | ✓ |
| | **MFO** - Modified Full Overlay | ✓ | ✓ | ✓ | | ✓ | ✓ | ✓ | ✓ | ✓ | ✓ | ✓ | | | ✓ | | | ✓ | ✓ | | ✓ | ✓ | ✓ | ✓ | ✓ | ✓ | ✓ | ✓ | ✓ | | ✓ | ✓ | ✓ |
| **Non Soft-close Options** (page 5) | **NSCFB** - Non Soft-close Furniture Board Drawers | ✓ | ✓ | ✓ | ✓ | | ✓ | ✓ | ✓ | ✓ | ✓ | ✓ | ✓ | | ✓ | ✓ | ✓ | ✓ | | ✓ | ✓ | ✓ | ✓ | ✓ | ✓ | ✓ | ✓ | ✓ | | | ✓ | | |
| | **NSCH** - Non Soft-close Hinge | ✓ | ✓ | ✓ | ✓ | ✓ | | ✓ | ✓ | ✓ | ✓ | ✓ | | | ✓ | | ✓ | ✓ | ✓ | ✓ | ✓ | ✓ | ✓ | ✓ | ✓ | ✓ | ✓ | ✓ | ✓ | | ✓ | ✓ | ✓ |
| **End Panel Modifications** (page 6) | **DDEL** - Decorative Door on End, Left | ✓ | | ✓ | ✓ | ✓ | ✓ | | | | | ✓ | ✓ | ✓ | ✓ | ✓ | ✓ | ✓ | ✓ | ✓ | ✓ | ✓ | ✓ | ✓ | ✓ | ✓ | ✓ | ✓ | | | ✓ | ✓ | ✓ |
| | **DDER** - Decorative Door on End, Right | ✓ | | ✓ | ✓ | ✓ | ✓ | | | | | ✓ | ✓ | ✓ | ✓ | ✓ | ✓ | ✓ | ✓ | ✓ | ✓ | ✓ | ✓ | ✓ | ✓ | ✓ | ✓ | ✓ | | | ✓ | ✓ | ✓ |
| | **FB** - Finished End, Both | ✓ | ✓ | ✓ | ✓ | ✓ | ✓ | | | | | | ✓ | ✓ | ✓ | ✓ | ✓ | ✓ | ✓ | ✓ | ✓ | ✓ | ✓ | ✓ | ✓ | ✓ | ✓ | ✓ | | | ✓ | ✓ | ✓ |
| | **FPEB** - Furniture Plywood End, Both | ✓ | | ✓ | ✓ | ✓ | ✓ | | | | | ✓ | ✓ | ✓ | ✓ | ✓ | ✓ | ✓ | ✓ | ✓ | ✓ | ✓ | ✓ | ✓ | ✓ | ✓ | ✓ | ✓ | | | ✓ | ✓ | ✓ |
| **Finish Modification** (page 7) | **MIP** - Matching Interior Plywood | | | ✓ | ✓ | ✓ | ✓ | ✓ | ✓ | | ✓ | | ✓ | ✓ | ✓ | ✓ | ✓ | | ✓ | ✓ | ✓ | ✓ | ✓ | ✓ | ✓ | ✓ | ✓ | ✓ | | | ✓ | ✓ | ✓ |
| **Box Modifications** (pages 8-9) | **CBO** - Cabinet Box Only | ✓ | ✓ | | | ✓ | | ✓ | ✓ | ✓ | ✓ | ✓ | | | ✓ | | | ✓ | ✓ | ✓ | ✓ | ✓ | ✓ | ✓ | ✓ | ✓ | ✓ | ✓ | | | ✓ | | |
| | **CCO** - Cabinet Case Only | ✓ | ✓ | | | | | ✓ | ✓ | ✓ | ✓ | ✓ | | | ✓ | | | | | ✓ | ✓ | ✓ | ✓ | ✓ | ✓ | ✓ | ✓ | ✓ | | | ✓ | | |
| | **CD** - Change Depth | ✓ | ✓ | ✓ | ✓ | ✓ | ✓ | ✓ | ✓ | ✓ | ✓ | ✓ | ✓ | ✓ | | ✓ | ✓ | | | ✓ | ✓ | ✓ | ✓ | ✓ | ✓ | ✓ | ✓ | ✓ | | | ✓ | ✓ | ✓ |
| | **CND** - Cabinet No Door | ✓ | ✓ | ✓ | | ✓ | | ✓ | ✓ | ✓ | ✓ | ✓ | | | ✓ | | | ✓ | ✓ | | ✓ | ✓ | ✓ | ✓ | ✓ | ✓ | ✓ | ✓ | | | ✓ | | |
| | **FP** - False Panel | ✓ | ✓ | ✓ | | ✓ | ✓ | ✓ | ✓ | ✓ | ✓ | ✓ | | | ✓ | | | ✓ | ✓ | | ✓ | ✓ | ✓ | ✓ | ✓ | ✓ | ✓ | ✓ | | | ✓ | | |
| **Installed Interior Modifications** (page 10) | **FD** - Full Depth Shelf | ✓ | ✓ | ✓ | ✓ | ✓ | ✓ | ✓ | ✓ | ✓ | ✓ | | ✓ | | | ✓ | ✓ | | | ✓ | ✓ | ✓ | ✓ | ✓ | ✓ | ✓ | ✓ | ✓ | | | | | |
| | **RT** - Roll Tray | ✓ | ✓ | ✓ | ✓ | | ✓ | ✓ | ✓ | ✓ | ✓ | ✓ | ✓ | | ✓ | ✓ | ✓ | | | | ✓ | ✓ | ✓ | ✓ | ✓ | ✓ | ✓ | ✓ | | | | | |
| **Toekick Modifications** (pages 11-13) | **ADDTK** - Add Toekick | ✓ | ✓ | ✓ | | ✓ | ✓ | ✓ | ✓ | ✓ | ✓ | ✓ | ✓ | ✓ | ✓ | | | ✓ | | | ✓ | ✓ | ✓ | | | ✓ | ✓ | | | | ✓ | | |
| | **FTK** - Flush Toekick | ✓ | ✓ | ✓ | ✓ | ✓ | ✓ | ✓ | ✓ | ✓ | ✓ | ✓ | ✓ | ✓ | ✓ | ✓ | ✓ | ✓ | ✓ | ✓ | | | | | ✓ | | | | ✓ | ✓ | ✓ | | |
| | **FTKV.A** - Flush Toekick Valance, Style A | ✓ | ✓ | ✓ | ✓ | ✓ | ✓ | ✓ | ✓ | ✓ | ✓ | ✓ | ✓ | ✓ | ✓ | ✓ | ✓ | ✓ | ✓ | ✓ | | | | | ✓ | | | | ✓ | ✓ | ✓ | | |
| | **FTKV.F** - Flush Toekick Valance, Style F | ✓ | ✓ | ✓ | ✓ | ✓ | ✓ | ✓ | ✓ | ✓ | ✓ | ✓ | ✓ | ✓ | ✓ | ✓ | ✓ | ✓ | ✓ | ✓ | | | | | ✓ | | | | ✓ | ✓ | ✓ | | |
| | **RTKALL** - Recessed Toekick, All | ✓ | ✓ | ✓ | ✓ | ✓ | ✓ | ✓ | ✓ | ✓ | ✓ | ✓ | ✓ | ✓ | ✓ | ✓ | ✓ | ✓ | ✓ | | | | | | | | | | | | | | |
| | **RTKBK** - Recessed Toekick, Back | ✓ | ✓ | ✓ | ✓ | ✓ | ✓ | ✓ | ✓ | ✓ | ✓ | ✓ | ✓ | ✓ | ✓ | ✓ | ✓ | ✓ | ✓ | | ✓ | ✓ | ✓ | | | ✓ | ✓ | | | | | | |
| | **RTKL** - Recessed Toekick, Left | ✓ | ✓ | ✓ | ✓ | ✓ | ✓ | ✓ | ✓ | ✓ | ✓ | ✓ | ✓ | ✓ | ✓ | ✓ | ✓ | ✓ | ✓ | ✓ | | | | | ✓ | | ✓ | | | | ✓ | | |
| | **RTKR** - Recessed Toekick, Right | ✓ | ✓ | ✓ | ✓ | ✓ | ✓ | ✓ | ✓ | ✓ | ✓ | ✓ | ✓ | ✓ | ✓ | ✓ | ✓ | ✓ | ✓ | ✓ | | | | | ✓ | ✓ | | | | | ✓ | | |
| | **VTK** - Void Toekick | ✓ | ✓ | ✓ | ✓ | ✓ | ✓ | ✓ | ✓ | ✓ | ✓ | ✓ | ✓ | ✓ | ✓ | ✓ | ✓ | ✓ | ✓ | | | | | | | | | | | | ✓ | | |
| **Configuration Modifications** (page 14) | **CFNTO** - Cabinet Front Only | | | ✓ | ✓ | | ✓ | | | | | | | | | | | | | | ✓ | ✓ | ✓ | | | | | | | | | ✓ | ✓ |
| | **CFRMO** - Cabinet Face Frame Only | | | | | | | | | | | | | | | | | | | | ✓ | ✓ | ✓ | | | | | | | | | | |
| | **P** - Peninsula | ✓ | ✓ | ✓ | ✓ | ✓ | ✓ | ✓ | ✓ | ✓ | ✓ | ✓ | ✓ | ✓ | ✓ | ✓ | ✓ | | | ✓ | ✓ | ✓ | ✓ | | | ✓ | ✓ | ✓ | | | | ✓ | ✓ |
| **Specialty Doors** (pages 15-16) | **CG** - Cut-for-glass Door | ✓ | ✓ | ✓ | ✓ | | ✓ | ✓ | ✓ | ✓ | ✓ | ✓ | | | ✓ | | | | | | | | | | | | | | ✓ | | ✓ | | |
| | **CM** - Classic Mullion Door | ✓ | ✓ | ✓ | ✓ | | ✓ | ✓ | ✓ | ✓ | ✓ | ✓ | | | ✓ | | | | | | | | | | | | | | ✓ | | ✓ | | |

Orders for cabinets with non-compatible modifications will not be processed. Please contact customer service for more details.

✓Represents compatible modification(s) and upgrade(s).

# CONSTRUCTION UPGRADES

See page 2 for modification compatibility.

| OPTION NAME | APPLICABLE CABINET GROUP | DESCRIPTION/LIMITATIONS | PRICING |
|---|---|---|---|
| **All-plywood Construction (APC)*** | Most cabinets with sides | Replaces standard cabinet construction with plywood for 1/2″ ends, 3/8″ top, bottom, back, and 3/4″ shelves. Exterior of the cabinet ends are unfinished. | Cabinet list + 12% |
| | Shelf kits | Replaces standard shelf construction with 3/4″ laminated plywood shelves. | Shelves: List + 12% |
| **Plywood Ends (PE)*** | Most cabinets with sides | Replaces standard cabinet ends with unfinished 1/2″ plywood exterior ends. | Cabinet list + 6% |

## ALL-PLYWOOD CONSTRUCTION*

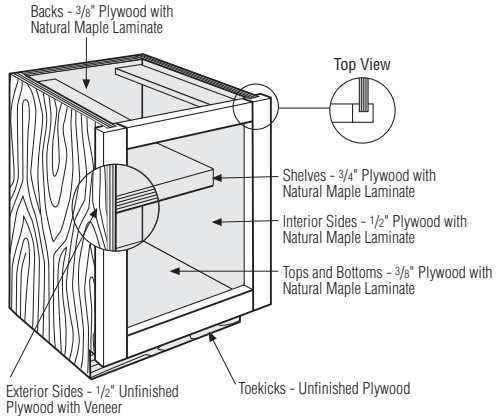


## PLYWOOD ENDS*

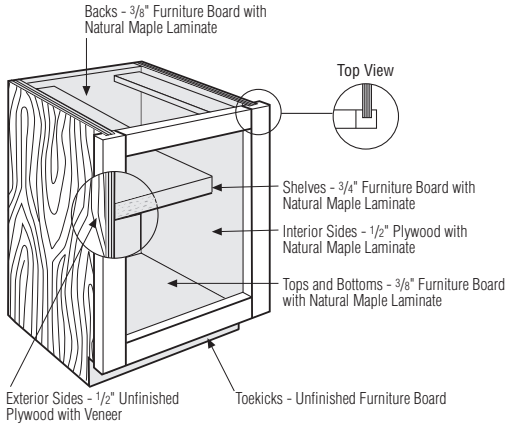


*All-plywood components meet ANSI/HPVA HP-1 standards and may contain MDF or particleboard.

# DRAWER FRONT AND DOOR OPTIONS

See page 2 for modification compatibility.

| OPTION NAME | APPLICABLE CABINET GROUP | DESCRIPTION/LIMITATIONS | PRICING |
|---|---|---|---|
| **Drawer Front Flat 5-piece (DFF5PC)** | Base, tall, and vanity cabinets on select door styles. See Door Style section for availability. | Replaces the standard drawer front with a 5-piece drawer front (see images with applicable door styles). Must upgrade all drawer fronts on a cabinet where applicable.<br>See door style sections for 5-piece drawer front dimensions when specifying decorative hardware. | $132 list per drawer |
| **Modified Full Overlay (MFO)** | Full Overlay door styles of wall and tall cabinets | Wall and Tall Cabinets: The door and drawer fronts overlay the frame, exposing 1/4" on the bottom rail and right and left stile. One full inch is exposed on the top rail of wall and tall cabinets. Typical units with a center stile expose 1/2" of that stile.<br>Base Cabinets: The door and drawer fronts overlay the frame, exposing 1/4" on the top and bottom rails and right and left stiles of base cabinets. Typical base units with a center stile expose 1/2" of that stile.<br>When ordering two wall cabinets or a wall and tall cabinet that will be field stacked, both cabinets will come with Modified Full Overlay unless otherwise specified.<br>MFO modification allows for face mount moulding application.<br>Overlay Fillers are available in MFO heights to align with doors, see page 124 for OL..MFO.<br>Not compatible with Add Toekick modification.<br>When Decorative Door on End(s) are ordered in conjunction with Modified Full Overlay, the Decorative Door on End door(s) will decrease to match the change in reveal. | No Upcharge |

## MODIFIED FULL OVERLAY (MFO)

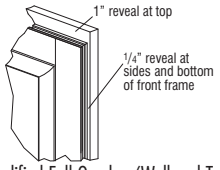

Modified Full Overlay (Wall and Tall)

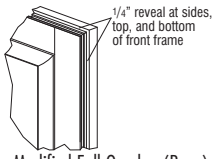

Modified Full Overlay (Base)

# NON SOFT-CLOSE OPTIONS

See page 2 for modification compatibility.

| OPTION NAME | APPLICABLE CABINET GROUP | DESCRIPTION/LIMITATIONS | PRICING |
|---|---|---|---|
| **Non Soft-close Furniture Board Drawers (NSCFB)** | Most cabinets with drawers and/or roll trays | Replaces drawers and roll trays with 1/2″ natural Maple laminated furniture board. Drawer bottom is 3/8″ natural Maple furniture board.<br>Replaces soft-close guides with side-mounted, epoxy coated guides. All guides have a 75 lb. weight capacity.<br>Not available on Cherry wood species.<br>Available on most door styles. See Door Style section for exception.<br>Not compatible with CD12 and CD15. | Deduct $40 list per drawer or roll tray |
| **Non Soft-close Hinge (NSCH)** | Most cabinets with doors | Replaces soft-close hinges with fully concealed cup hinge; 6-way adjustable and self-closing.<br>Not available on Cherry wood species.<br>Available on most door styles. See Door Style section for exception. | Deduct $5 list per door |

## NON SOFT-CLOSE FURNITURE BOARD DRAWERS (NSCFB)

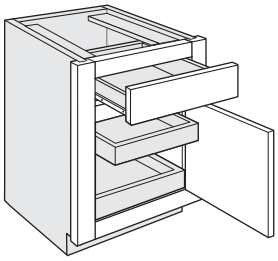

**Drawer Box / Roll Tray**
1/2″ Furniture Board with Natural Maple Laminate

**Drawer / Roll Tray Bottom**
3/8″ Furniture Board with Natural Maple Laminate

**Drawer Guide**
Side-mounted

## NON SOFT-CLOSE HINGE (NSCH)

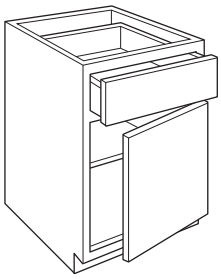

# END PANEL MODIFICATIONS

See page 2 for modification compatibility.

| OPTION NAME | APPLICABLE CABINET GROUP | DESCRIPTION/LIMITATIONS | PRICING |
|---|---|---|---|
| **Decorative Door on End (DDEL) (DDER)** | Most wall, base, tall, and vanity cabinets | Modifies cabinet end panel(s) with applied decorative door(s) onto FPEB upgraded end panel(s).<br>Includes FPEB modification—If DDEL or DDER upgrades are specified, the opposite end panel is also FPEB.<br>Available on most cabinets with depths of 12″, 15″, 18″, 21″, and 24″.<br>Tall mitered door styles and laminate door styles will feature one center panel, other door styles will feature two center panels.<br>Office base cabinets (29″ high) will have double door configuration when specified on 24″ deep cabinets. | DDEL/DDER<br>Wall: $472 list per side<br>Base & Vanity: $669 list per side<br>Tall: $1,596 list per side |
| **Finished End, Both (FB)** | Cabinets with All-plywood Construction or Plywood Ends modification; both ends will be finished | Creates a matching finished 1/2″ veneer plywood exterior. | Wall: $93 list<br>Base: $153 list<br>Tall: $387 list |
| **Furniture Plywood End, Both (FPEB)*** | Most wall, base, tall, office, and vanity cabinets | Replaces standard cabinet ends with 3/4″ finished veneer end panels to achieve a Furniture End appearance. Both exterior sides are finished. Matching interior (MIP) is available. | Wall: $208 list<br>Base & Vanity: $289 list<br>Tall: $498 list |

## DECORATIVE DOOR ON END (DDEL/DDER)

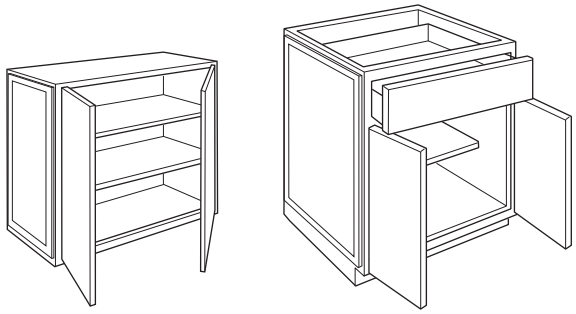

Wall cabinets

Base and Vanity cabinets

## FURNITURE PLYWOOD END, BOTH (FPEB)*

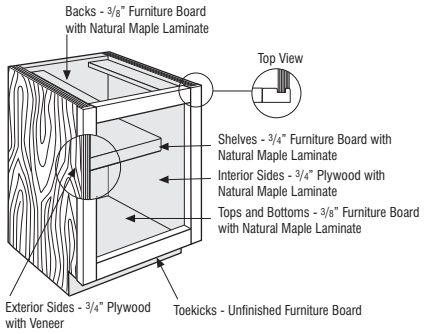


*All-plywood components meet ANSI/HPVA HP-1 standards and may contain MDF or particleboard.

# FINISH MODIFICATION

See page 2 for modification compatibility.

| OPTION NAME | APPLICABLE CABINET GROUP | DESCRIPTION/LIMITATIONS | PRICING |
|---|---|---|---|
| **Matching Interior Plywood (MIP)*** | Most cabinets; most end panels with fillers attached | Modifies the cabinet interior and end panel exterior to matching finished veneer plywood. Cabinet top and bottom exterior on wall cabinets is also matching finished veneer plywood. Cabinet construction features 1/2″ plywood* ends and 3/8″ top, bottom, and back. Shelves are upgraded to full depth 3/4″ veneered plywood*.<br><br>Not available on open cabinets with standard matching interior.<br><br>When a decorative door option is chosen in Design Live, Matching Interior Plywood (MIP) is a preselected option. If MIP is not desired, it can be deselected by choosing NOTMIP.<br><br>Interior wood accessories feature a natural finish and will not match cabinet exterior. | Cabinet list + 25% |

## MATCHING INTERIOR PLYWOOD (MIP)*

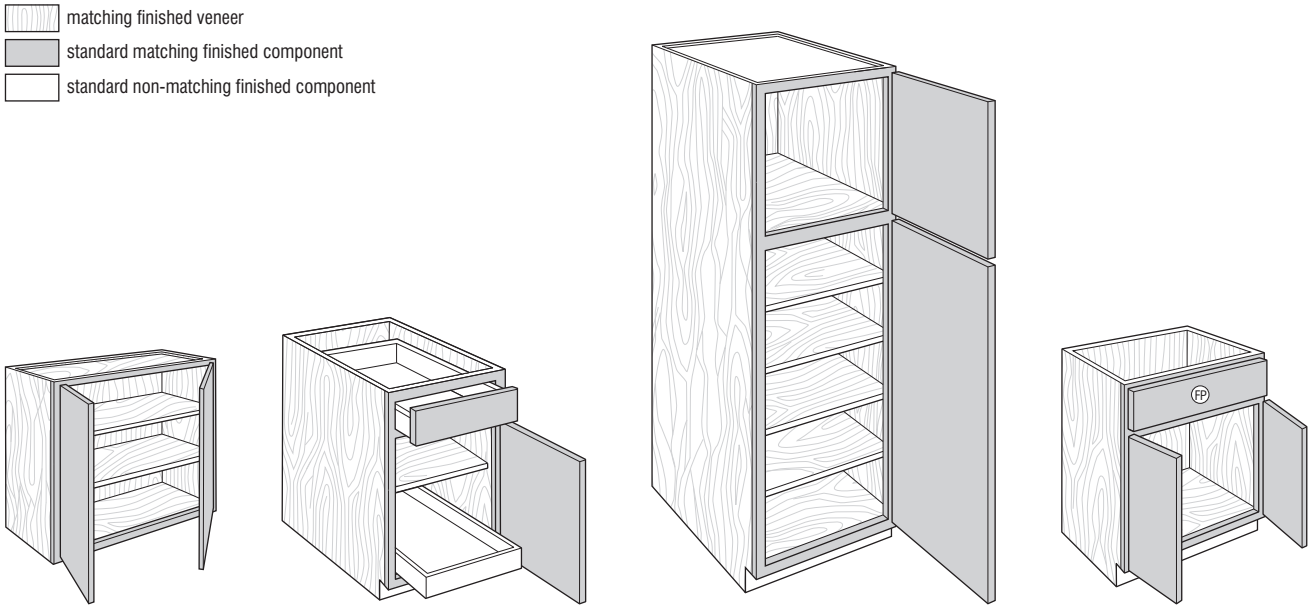


Wall cabinets

Base cabinets

Tall cabinets

Vanity cabinets

*All-plywood components meet ANSI/HPVA HP-1 standards and may contain MDF or particleboard.

# BOX MODIFICATIONS

See page 2 for modification compatibility.

| OPTION NAME | APPLICABLE CABINET GROUP | DESCRIPTION/LIMITATIONS | PRICING |
|---|---|---|---|
| **Cabinet Box Only (CBO)** | Most wall, base, tall, and vanity cabinets | Removes doors, drawer fronts, and any accessory items attached to a door or drawer front. Drawer box and any interior components attached to the cabinet box will be included. Frames will not be drilled for hinges, but cabinet will have standard drilling for shelves and guides. | 85% of cabinet list |
| **Cabinet Case Only (CCO)** | Most wall, base, tall, and vanity cabinets | Removes doors, drawer fronts, drawers, interior components, and mini touch-up kits. Frames will not be drilled for hinges, but cabinets will have standard drilling for shelves and guides. | 85% of cabinet list |
| **Cabinet No Door (CND)** | Most wall, base, tall, and vanity cabinets with door(s) and drawer(s) | Removes door(s). Complete drawer(s) with drawer front(s) and interior components remain in cabinet. Frames will not be drilled for hinges. | 90% of cabinet list |
| **False Panel (FP)** | Most base and vanity cabinets with a top drawer | Replaces top drawer with false panel. Not available with deep drawers. | No Upcharge |

## CABINET BOX ONLY (CBO)



Cabinets less doors – Tall

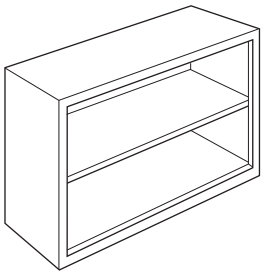

Cabinets less doors – Wall

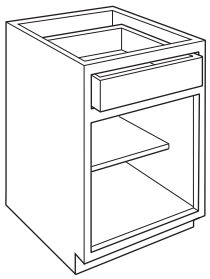

Cabinets less doors and drawer fronts – Base

## CABINET CASE ONLY (CCO)



Cabinet case only – Tall

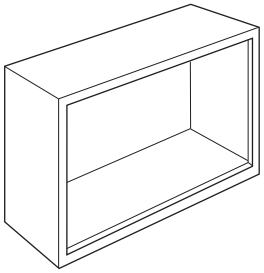

Cabinet case only – Wall

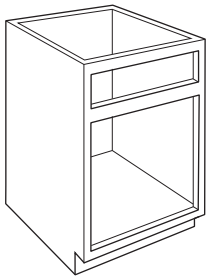

Cabinet case only – Base

## CABINET NO DOOR (CND)

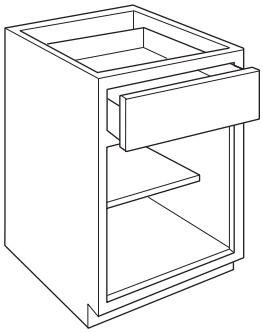

Base and Vanity cabinets

## FALSE PANEL (FP)

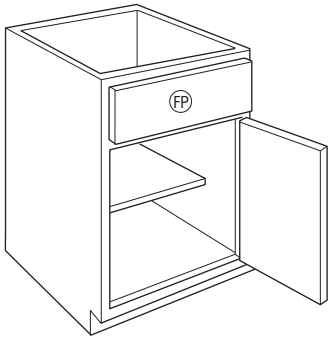


Base and Vanity cabinets

# BOX MODIFICATIONS (cont'd)

**Change Depth (CD)**

Increases or reduces depth of cabinets in 3″ increments from 6″ to 24″.
The dimension is specified as the distance from the front of the face frame to the back of the cabinet.
Increased depth wall cabinets should be either floor mounted or stacked to maintain stability.
Any specified shelving is included and is always full depth.
When depth is increased, drawer depth will not increase.
Depth restrictions may apply where depths are available as a standard cabinet.

| APPLICABLE CABINET GROUP | INCREMENT | MIN DEPTH | MAX DEPTH | PRICING |
|---|---|---|---|---|
| Most wall cabinets | 3″ | 6″ | 24″ | Wall $358 list |
| Wall Top Hinge | 3″ | 9″ | 24″ | |
| Wall Microwave cabinets, Desk Organizer, Wall Cubby Horizontal | 3″ | 15″ | 24″ | |
| Wall Peninsula | 3″ | 6″ | 18″ | |
| Most base, tall and vanity cabinets without drawers and roll trays | 3″ | 12″ | 24″ | Base $432 list<br>Tall $495 list<br>Vanities $432 list<br>Vanities reduced to 18″ no charge |
| Most wall, base and vanity cabinets with drawers or roll trays | 3″ | 12″ | 24″ | |
| Most tall cabinets with drawers and roll trays | 3″ | 18″ | 24″ | |
| Furniture Bookcases | 3″ | 9″ | 15″ | |
| End Panels | 3″ | 6″ | 30″ | List + 30% |
| Interior Shelves | 3″ | 6″ | 21″ | |
| Exterior Shelves | 3″ | 6″ | 24″ | |
| Box Column Fillers | 3″ | 6″ | 27″ | |
| Roll Tray Kits – soft close | 3″ | 12″ | 21″ | |
| Roll Tray Kits – non soft-close | 3″ | 18″ | 21″ | |

| | Drawer Box and Roll Tray Exterior Depth | | | Clearance Behind Drawer Box or Roll Tray and Back Panel | | |
|---|---|---|---|---|---|---|
| Cabinet Depth | Standard Guides | NSCFB Guides | Heavy Duty Side-mount Guides (DDFD) | Standard Guides | NSCFB Guides | Heavy Duty Side-mount Guides (DDFD) |
| 24″ | 21″ | 21″ | 21″ | 2 3/4″ | 2 3/4″ | 2 3/4″ |
| 21″ | 18″ | 18″, 15″ for roll trays | 18″ | 2 3/4″ | 2 3/4″ | 2 3/4″ |
| 18″ | 15″ | 15″ | N/A | 2 3/4″ | 2 3/4″ | N/A |
| 15″ | 12″ | N/A | N/A | 2 3/4″ | N/A | N/A |
| 12″ | 9″ | N/A | N/A | 2 3/4″ | N/A | N/A |

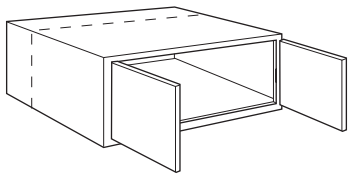

Wall cabinets

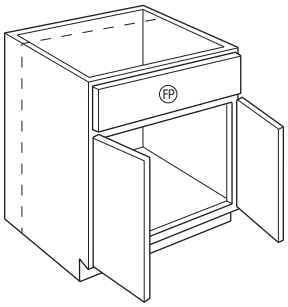


Vanity cabinets

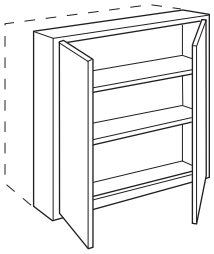

Wall cabinets

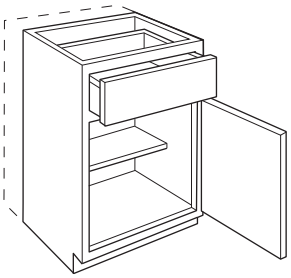

Base cabinets

# INSTALLED INTERIOR MODIFICATIONS

See page 2 for modification compatibility.

| OPTION NAME | APPLICABLE CABINET GROUP | DESCRIPTION/LIMITATIONS | PRICING |
|---|---|---|---|
| **Full Depth Shelf (FD)** | Base cabinets with standard half depth shelves | Replaces standard shelf with full depth shelf. | $81 list per cabinet |
| **Roll Tray (RT)** | Select base, tall, office, and vanity cabinets | Installs specified number of roll trays (1-5). Example, for two roll trays, specify 2RT.<br>When 1RT is specified on a base cabinet, the roll tray is installed in the lowest position and one half-depth adjustable shelf is included.<br>On utility cabinets for the lower section, 1RT includes three shelves, 2RT includes two shelves, and 3RT includes 1 shelf. No shelves for lower section are included with 4RT or 5RT.<br>See page 20 for RT positions. | 1RT: Cabinet list + $347<br>2RT: Cabinet list + $694<br>3RT: Cabinet list + $1041<br>4RT: Cabinet list + $1388<br>5RT: Cabinet list + $1735 |
| **Roll Tray, Both (RTB)** | Select base and vanity cabinets with center stile | On cabinets with center stile, installs a roll tray on both sides of the cabinet.<br>1RTB - 2 roll trays<br>2RTB - 4 roll trays<br>3RTB - 6 roll trays<br>4RTB - 8 roll trays<br>See page 20 for RT positions. | 1RTB: Cabinet list + $694<br>2RTB: Cabinet list + $1388<br>3RTB: Cabinet list + $2082<br>4RTB: Cabinet list + $2776 |

## FULL DEPTH SHELF (FD)

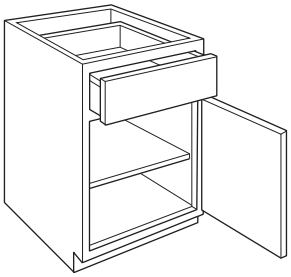

## ROLL TRAY (RT)

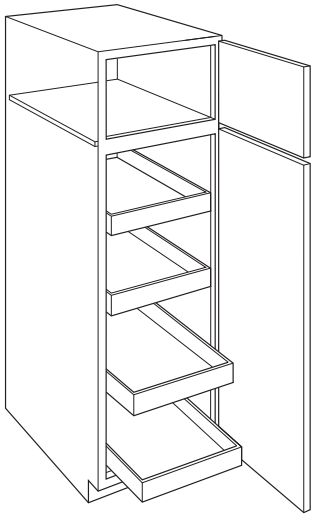

Tall cabinets

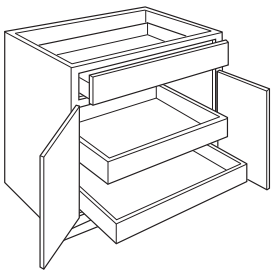

Base, Office, and Vanity cabinets

## ROLL TRAY BOTH (RTB)

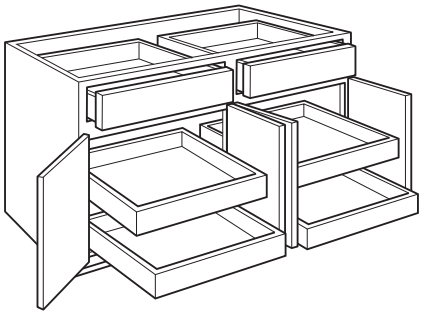

Base and Vanity cabinets with center stile

# TOEKICK MODIFICATIONS

See page 2 for modification compatibility.

| OPTION NAME | APPLICABLE CABINET GROUP | DESCRIPTION/LIMITATIONS | PRICING |
|---|---|---|---|
| **Add Toekick (ADDTK)** | Most wall cabinets | Creates a 4 1/2″ toekick on the front of cabinet. ADDTK with reduced depth is available on cabinets 9″ deep or larger.<br>Peninsula cabinets are available with ADDTK 15″ deep and larger.<br>Available with compatible toekick modifications. See the Modification/Upgrade Compatibility Chart on page 2 for details. | $177 list |
| **Flush Toekick (FTK)** | Most base, tall, vanity cabinets, and wall cabinets with ADDTK | Eliminates the recess at the toekick, creating 4 1/2″ of space at the floor flush with the cabinet face frame; ideal for use with baseboard moulding.<br>When FTK is ordered with the Peninsula modification, both sides will receive a flush toekick.<br>Not available when either RTKL or RTKR modifications are used. | $162 list |

## ADD TOEKICK (ADDTK)

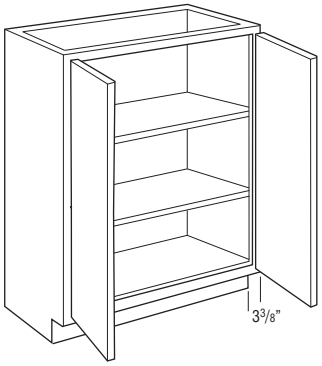


Wall cabinets

## FLUSH TOEKICK (FTK)

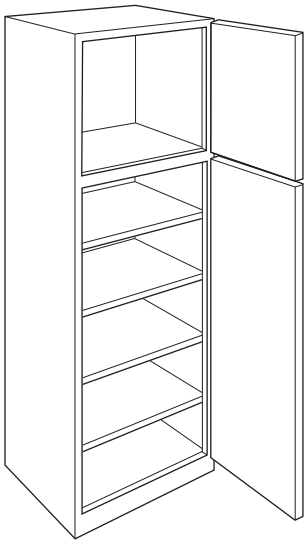

Tall cabinets

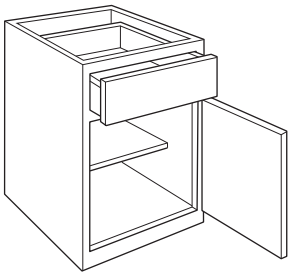

Base cabinets

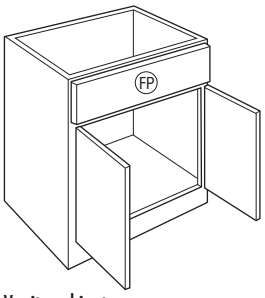


Vanity cabinets

# TOEKICK MODIFICATIONS (cont'd)

See page 2 for modification compatibility.

| OPTION NAME | APPLICABLE CABINET GROUP | DESCRIPTION/LIMITATIONS | PRICING |
|---|---|---|---|
| **Flush Toekick Valance, Style A (FTKV.A)** | Most base, tall, and vanity cabinets, and wall cabinets with ADDTK | Creates an arch flush toe space. Valance replaces standard toekick creating a full open area beneath cabinet floor.<br>When FTKV.A is ordered with the Peninsula modification, both sides will receive an arch flush toekick.<br>Not available on 9″ or 12″ wide cabinets. | $202 list |
| **Flush Toekick Valance, Style F (FTKV.F)** | Most base, tall, and vanity cabinets, and wall cabinets with ADDTK | Creates a furniture flush toe space. Valance replaces standard toekick creating a full open area beneath cabinet floor.<br>When FTKV.F is ordered with the Peninsula modification, both sides will receive a furniture flush toekick.<br>Not available on 9″ or 12″ wide cabinets. | $202 list |
| **Void Toekick (VTK)** | Most base, tall, and vanity cabinets | Removes the toekick. Only available when the cabinet has a standard toekick (not available when flush toekick is standard or when cabinet has a separate pedestal base).<br>When VTK is specified on cabinets to be used with a countertop, cabinets must also be supported from the floor, not just attached to the wall. Failure to properly install cabinets in this situation will void the warranty. | $117 list |

## FLUSH TOEKICK VALANCE, STYLE A (FTKV.A)

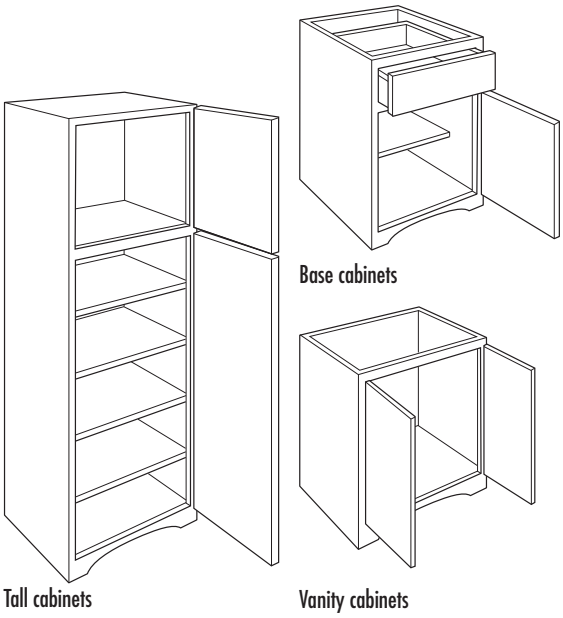


## FLUSH TOEKICK VALANCE, STYLE F (FTKV.F)

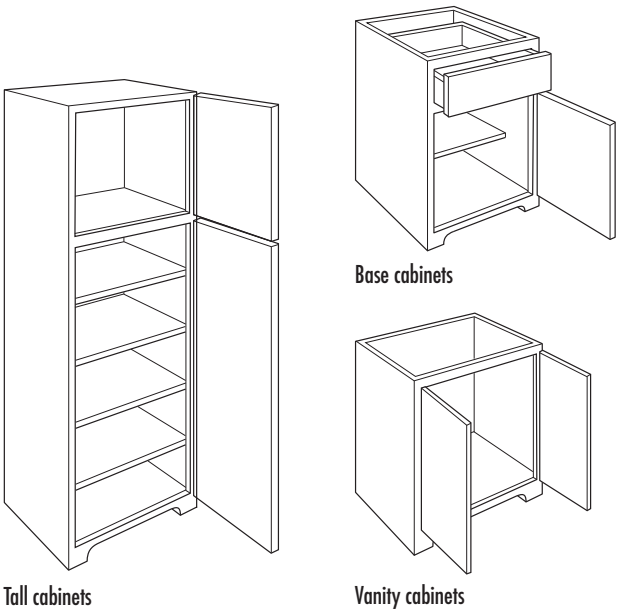


## VOID TOEKICK (VTK)

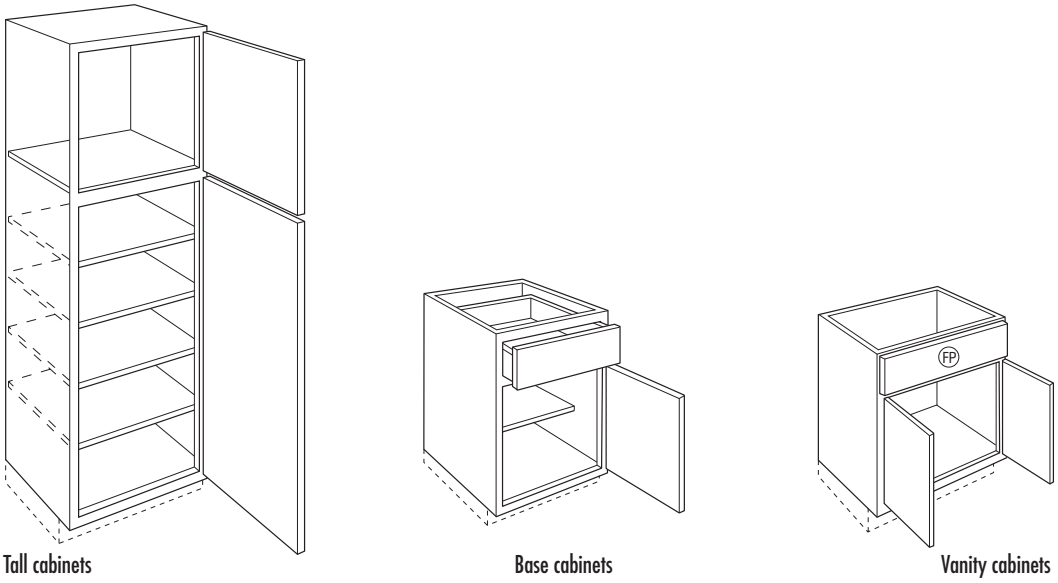

# TOEKICK MODIFICATIONS (cont'd)

See page 2 for modification compatibility.

| OPTION NAME | APPLICABLE CABINET GROUP | DESCRIPTION/LIMITATIONS | PRICING |
|---|---|---|---|
| **Recessed Toekick, All (RTKALL)** | Base cabinets 27″ - 48″ wide and 24″ deep | Creates a 3 3/8″ recessed toekick on the right, left, and back of cabinet. The entire toekick area will have non-matching material and requires any exposed toekick area to be covered. | $469 list |
| **Recessed Toekick on Back or Side (RTKBK) (RTKL) (RTKR)** | Most base, tall, vanity cabinets, and wall cabinets with ADDTK | Creates a 3 3/8″ recessed toekick on the back RTKBK, left RTKL, or right RTKR. When either the RTKR or RTKL are used, FTK is NOT available. The entire toekick will have non-matching material and requires any exposed toekick area to be covered. On RTKL and RTKR, the back will have a 3/8″ recessed offset and non-specified side will have a 1/2″ recessed offset to allow for application of toeboard material.<br>93″ and 96″ tall cabinets have RTKL or RTKR standard on loose pedestal. For recess toekick applications of both left and right, order RTKL/R. On 9″ wide cabinets, only one side can be recessed.<br>RTKBK only available on cabinets at least 15″ deep. | $156 list per side |

## RECESSED TOEKICK, ALL (RTKALL)

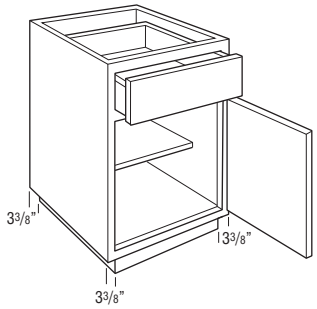


Base cabinets

## RECESSED TOEKICK, BACK (RTKBK)

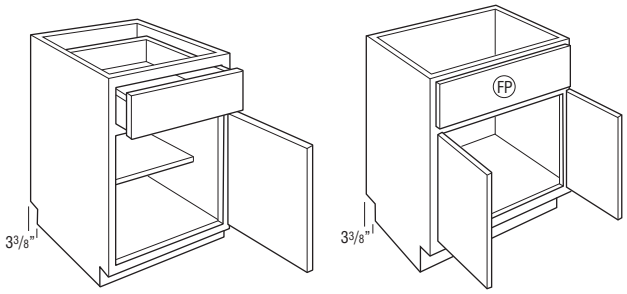


Base cabinets

Vanity cabinets

## RECESSED TOEKICK, LEFT (RTKL)

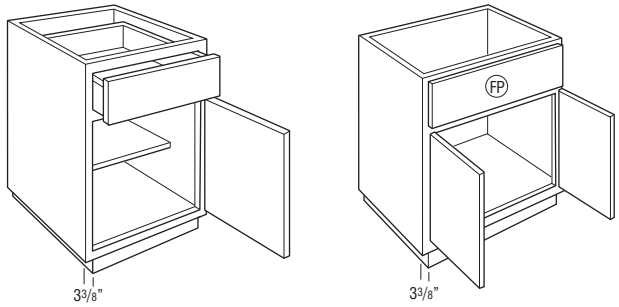


Base cabinets

Vanity cabinets

## RECESSED TOEKICK, RIGHT (RTKR)

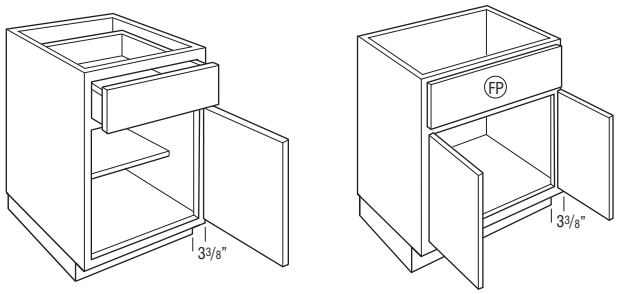


Base cabinets

Vanity cabinets

# CONFIGURATION MODIFICATIONS

See page 2 for modification compatibility.

| OPTION NAME | APPLICABLE CABINET GROUP | DESCRIPTION/LIMITATIONS | PRICING |
|---|---|---|---|
| **Cabinet Front Only (CFNTO)** | Most cabinets with a face frame | Creates a door and/or drawer front assembled with a frame.<br>Doors are attached with the specified hinges and drawer fronts are cleated. | 80% of cabinet list |
| **Cabinet Face Frame Only (CFRMO)** | Most cabinets with a face frame | Creates a cabinet face frame only.<br>No box, doors, or drawer fronts are included. | 25% of cabinet list |
| **Peninsula (P)** | Most wall and base cabinets | Not available on multi-drawer base cabinets.<br>Any cabinet with a toekick must be at least 15″ deep (either standard with a toekick or when ADDTK is specified).<br>Any adjustable shelves are upgraded to full depth.<br>A false drawer front and working doors will be placed on the back of a standard base cabinet modified to a peninsula base.<br>Single door cabinets are hinged on the same cabinet end, for example a W1230L will feature a Left hinge on the front side and a Right hinge on the peninsula side.<br>Wall peninsula cabinets are not designed to be used as stand alone island cabinets.<br>The maximum depth for wall cabinets with the Peninsula modification is 18″.<br>Peninsula units over 36″ wide are not available in heights over 48″.<br>48″ wide wall Peninsula units are not available in heights over 36″. | Cabinet list + 80% |

## CABINET FRONT ONLY (CFNTO)

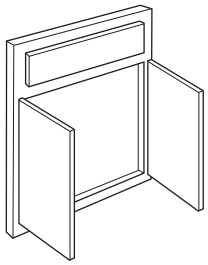

Cabinet front only – Wall, Base, and Tall

## CABINET FACE FRAME ONLY (CFRMO)

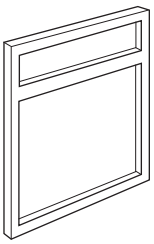

Cabinet face frame only – Wall, Base, and Tall

## PENINSULA (P)

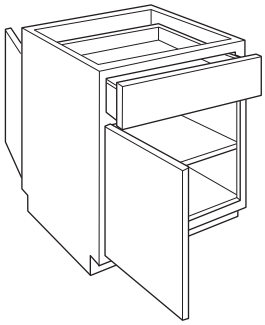

Base cabinets

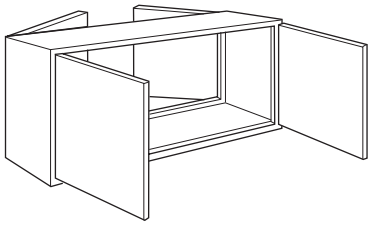

Wall cabinets

# CUT-FOR-GLASS DOOR (CG)

**Glass not included in price, but can be ordered separately. See below for details.**

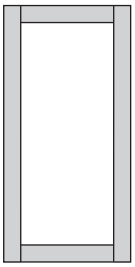

| Cut-for-glass Door To Fit: | PRICE List per Door |
|---|---|
| **30″ High or Shorter Wall Cabinet** | 122 |
| **33″ High Wall Cabinet** | 122 |
| **36″ High Wall Cabinet** | 122 |
| **39″ High Wall Cabinet** | 122 |
| **42″ High Wall Cabinet** | 122 |

To price Cut-for-glass Door attached to a cabinet, add the list price per door to the wall cabinet price (MIP modification upcharge will be applied to the cabinet price if matching interior is desired).

For a door only (not specified on a cabinet), add the list price for a door only to the Cut-for-glass door list price. See Doors and Drawer Fronts on page 156 for details.

- Not available on bifold doors.
- CG.T and CG.B are specified on cabinets with upper and lower doors to designate which doors should be Cut-for-glass. See Door Options grid for SKU availability.
- Custom door sizes not available.
- Glass available for order separately (see pages 17-18).
- When a decorative door option is chosen in Design Live, Matching Interior Plywood (MIP) is a preselected option. If MIP is not desired, it can be deselected by choosing NOTMIP.
- All textured glass panels will be drop shipped separately from the cabinet order.
- Glass installation clips will ship with the doors and/or cabinets.
- The use of glass for base cabinet applications or for placement near interior or exterior doors is not recommended.

**STANDARD WALL CABINET AVAILABILITY***

| Cabinet Width | Cabinet Height 12″ | 15″ | 18″ | 21″ | 24″ | 27″ | 30″ | 33″ | 36″ | 39″ | 42″ |
|---|---|---|---|---|---|---|---|---|---|---|---|
| W9 L or R | | | | | | | ✓ | ✓ | ✓ | ✓ | ✓ |
| W12 L or R | ✓ | ✓ | ✓ | ✓ | ✓ | ✓ | ✓ | ✓ | ✓ | ✓ | ✓ |
| W15 L or R | ✓ | ✓ | ✓ | ✓ | ✓ | ✓ | ✓ | ✓ | ✓ | ✓ | ✓ |
| W18 L or R | ✓ | ✓ | ✓ | ✓ | ✓ | ✓ | ✓ | ✓ | ✓ | ✓ | ✓ |
| W21 L or R | ✓ | ✓ | ✓ | ✓ | ✓ | ✓ | ✓ | ✓ | ✓ | ✓ | ✓ |
| W24 L or R | ✓ | ✓ | ✓ | ✓ | ✓ | ✓ | ✓ | ✓ | ✓ | ✓ | ✓ |
| W24 | ✓ | ✓ | ✓ | ✓ | ✓ | ✓ | ✓ | ✓ | ✓ | ✓ | ✓ |
| W27 | ✓ | ✓ | ✓ | ✓ | ✓ | ✓ | ✓ | ✓ | ✓ | ✓ | ✓ |
| W30 | ✓ | ✓ | ✓ | ✓ | ✓ | ✓ | ✓ | ✓ | ✓ | ✓ | ✓ |
| W33 | ✓ | ✓ | ✓ | ✓ | ✓ | ✓ | ✓ | ✓ | ✓ | ✓ | ✓ |
| W36 | ✓ | ✓ | ✓ | ✓ | ✓ | ✓ | ✓ | ✓ | ✓ | ✓ | ✓ |
| W39 | ✓ | ✓ | ✓ | ✓ | ✓ | ✓ | ✓ | ✓ | ✓ | ✓ | ✓ |
| W42 | | ✓ | ✓ | ✓ | ✓ | ✓ | ✓ | ✓ | ✓ | ✓ | ✓ |
| W45 | | | ✓ | ✓ | ✓ | ✓ | ✓ | ✓ | ✓ | ✓ | ✓ |
| W48 | | | ✓ | ✓ | ✓ | ✓ | ✓ | ✓ | ✓ | ✓ | ✓ |
| W42-4 | ✓ | ✓ | | | | | | | | | |
| W45-4 | ✓ | ✓ | | | | | | | | | |
| W48-4 | ✓ | ✓ | | | | | | | | | |
| WD | ✓ | ✓ | ✓ | | ✓ | ✓ | ✓ | ✓ | ✓ | ✓ | ✓ |

*For Specialty Wall Cabinet and Oven Cabinet Availability, please see modification grid.

- For Cut-for-glass Door availability, please see modification grid in cabinet sections.

# CLASSIC MULLION DOOR (CM)

**Glass not included in price, but can be ordered separately. See below for details.**

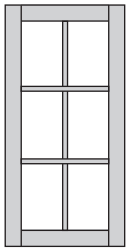

- Compatible glass styles are Clear, Frost, Reeded, and Seeded glass.
- CM.T and CM.B are specified on cabinets with upper and lower doors to designate which doors should be Classic Mullion Doors. See Door Options grid for SKU availability.
- Custom door sizes not available.
- Shelves will not align with mullions.
- When a decorative door option is chosen in Design Live, Matching Interior Plywood (MIP) is a preselected option. If MIP is not desired, it can be deselected by choosing NOTMIP.
- All textured glass panels will be drop shipped separately from the cabinet order.
- Glass installation clips will ship with the doors and/or cabinets.
- The use of glass for base cabinet applications or for placement near interior or exterior doors is not recommended.

| Classic Mullion Door To Fit: | PRICE<br>List per Door |
|---|---|
| **15″ High Wall Cabinet** | 493 |
| **18″ High Wall Cabinet** | 493 |
| **24″ High Wall Cabinet** | 493 |
| **30″ High Wall Cabinet** | 493 |
| **33″ High Wall Cabinet** | 534 |
| **36″ High Wall Cabinet** | 534 |
| **39″ High Wall Cabinet** | 534 |
| **42″ High Wall Cabinet** | 534 |

To price Classic Mullion Door attached to a cabinet, add the list price per door to the wall cabinet price (MIP modification upcharge will be applied to the cabinet price if matching interior is desired).

For a door only (not specified on a cabinet), add the list price for a door only to the Classic Mullion door list price. See Doors and Drawer Fronts on page 156 for details.

**MULLION LITES GRID**

| Cabinet Width* | Cabinet Height 15″ | 18″ | 24″ | 30″ | 33″ | 36″ | 39″ | 42″ |
|---|---|---|---|---|---|---|---|---|
| W15 L or R | G | G | G | D | D | D | A | A |
| W18 L or R | G | G | G | D | D | D | A | A |
| W21 L or R | G | G | G | D | D | D | A | A |
| W24 L or R | G | G | G | D | D | D | A | A |
| W24 | G | G | G | D | D | D | A | A |
| W27 | G | G | G | D | D | D | A | A |
| W30 | G | G | G | D | D | D | A | A |
| W33 | G | G | G | D | D | D | A | A |
| W36 | G | G | G | D | D | D | A | A |
| W42 | G | G | G | D | D | D | A | A |
| W45 | | G | G | D | D | D | A | A |
| W48 | | G | G | D | D | D | A | A |
| W48-4 | G | | | | | | | |
| WD | G | G | G | D | D | D | A | A |

*Stacked wall cabinets (WS_ _) also available with CM option in selected widths.

- For Classic Mullion Door availability, please see modification grid in cabinet sections.

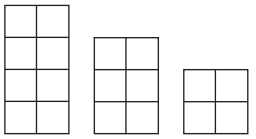

**A** 2 x 4 Lites **D** 2 x 3 Lites **G** 2 x 2 Lites

# TEXTURED GLASS PANELS

Bevel

Clear

Frost

Reeded

Seeded

- Cut-for-glass and Classic Mullion doors must be ordered separately. See pages 15-16.
- For glass shelf kits, see page 145.
- When textured glass is ordered for use in wall top hinge cabinets (WTH), glass design will be turned horizontally and may not match desired pattern.
- Door frame may reduce amount of glass shown.
- All textured glass panels will be drop shipped separately from the cabinet order.
- Glass installation clips will ship with the doors and/or cabinets.
- The use of glass for base cabinet applications or for placement near interior or exterior doors is not recommended.
- No changes or cancellations will be accepted after 24 hours from acknowledgment of order.

**AVAILABILITY**

| Glass | Cabinet Height | | | | | | | | | | |
|---|---|---|---|---|---|---|---|---|---|---|---|
| Cabinet Width | 12″ | 15″ | 18″ | 21″ | 24″ | 27″ | 30″ | 33″ | 36″ | 39″ | 42″ |
| W9 L or R | | | | | | | ✓ | ✓ | ✓ | ✓ | ✓ |
| W12 L or R | ✓ | ✓ | ✓ | ✓ | ✓ | ✓ | ✓ | ✓ | ✓ | ✓ | ✓ |
| W15 L or R | ✓ | ✓ | ✓ | ✓ | ✓ | ✓ | ✓ | ✓ | ✓ | ✓ | ✓ |
| W18 L or R | ✓ | ✓ | ✓ | ✓ | ✓ | ✓ | ✓ | ✓ | ✓ | ✓ | ✓ |
| W21 L or R | ✓ | ✓ | ✓ | ✓ | ✓ | ✓ | ✓ | ✓ | ✓ | ✓ | ✓ |
| W24 L or R | ✓ | ✓ | ✓ | ✓ | ✓ | ✓ | ✓ | ✓ | ✓ | ✓ | ✓ |
| W24 | ✓ | ✓ | ✓ | ✓ | ✓ | ✓ | ✓ | ✓ | ✓ | ✓ | ✓ |
| W27 | ✓ | ✓ | ✓ | ✓ | ✓ | ✓ | ✓ | ✓ | ✓ | ✓ | ✓ |
| W30 | ✓ | ✓ | ✓ | ✓ | ✓ | ✓ | ✓ | ✓ | ✓ | ✓ | ✓ |
| W33 | ✓ | ✓ | ✓ | ✓ | ✓ | ✓ | ✓ | ✓ | ✓ | ✓ | ✓ |
| W36 | ✓ | ✓ | ✓ | ✓ | ✓ | ✓ | ✓ | ✓ | ✓ | ✓ | ✓ |
| W39 | ✓ | ✓ | ✓ | ✓ | ✓ | ✓ | ✓ | ✓ | ✓ | ✓ | ✓ |
| W42 | | ✓ | ✓ | ✓ | ✓ | ✓ | ✓ | ✓ | ✓ | ✓ | ✓ |
| W45 | | | ✓ | ✓ | ✓ | ✓ | ✓ | ✓ | ✓ | ✓ | ✓ |
| W48 | | | ✓ | ✓ | ✓ | ✓ | ✓ | ✓ | ✓ | ✓ | ✓ |
| W42-4 | ✓ | ✓ | | | | | | | | | |
| W45-4 | ✓ | ✓ | | | | | | | | | |
| W48-4 | ✓ | ✓ | | | | | | | | | |
| WD | ✓ | ✓ | ✓ | | ✓ | ✓ | ✓ | ✓ | ✓ | ✓ | ✓ |

# TEXTURED GLASS PANELS PRICING

## TEXTURED GLASS PANELS

| STYLE | PANEL THICKNESS | HEIGHT | | |
|---|---|---|---|---|
| | | 12″ – 18″ TALL | 21″ – 30″ TALL | 33″ – 42″ TALL |
| **Bevel** | **1/4″** | 278 | 309 | 338 |
| **Clear** | **1/8″** | 235 | 260 | 285 |
| **Frost** | **5/32″** | 278 | 309 | 339 |
| **Reeded** | **5/32″** | 235 | 260 | 285 |
| **Seeded** | **1/8″** | 437 | 486 | 534 |

# TEXTURED GLASS PANELS



## Bevel



- Glass type: Clear
- Panel thickness: 1/4″
- Not available with Classic Mullion Doors.

## Reeded

- Glass type: Reeded
- Panel thickness: 5/32″

## Clear



- Glass type: Clear
- Panel thickness: 1/8″

## Seeded



- Glass type: Seeded
- Panel thickness: 1/8″

## Frost



- Glass type: Frost
- Panel thickness: 5/32″

# CABINET DIMENSIONS

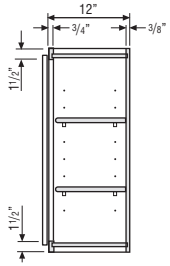


WALL CABINET

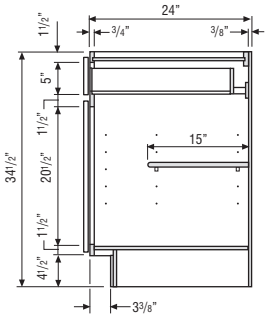


BASE CABINET

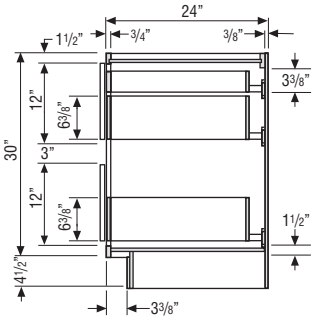


BASE TWO DRAWER with ROLL TRAY CABINET

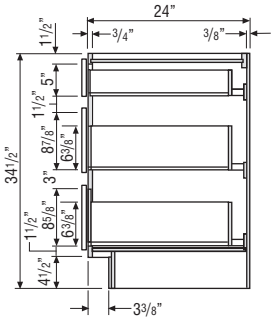


BASE THREE DRAWER CABINET

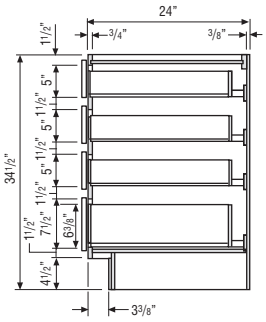


BASE FOUR DRAWER CABINET

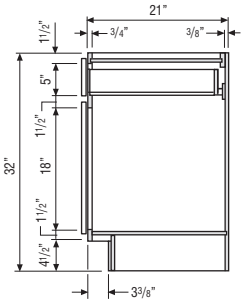


32″ HIGH VANITY CABINET

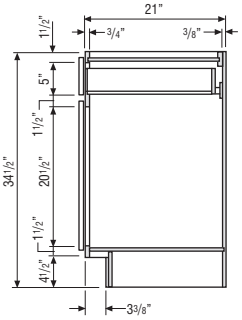


34 1/2″ HIGH VANITY CABINET

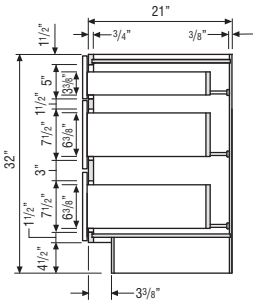


VANITY BASE THREE DRAWER CABINET, 32″ HIGH

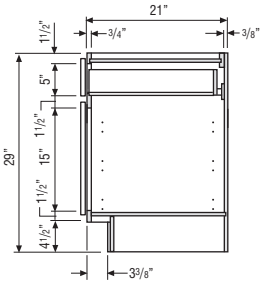


DESK CABINET

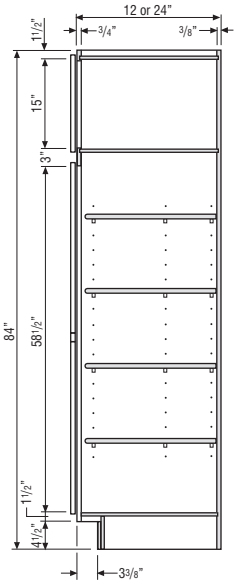


UTILITY CABINET

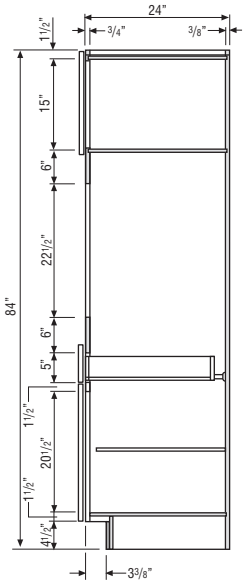


OVEN CABINET SINGLE

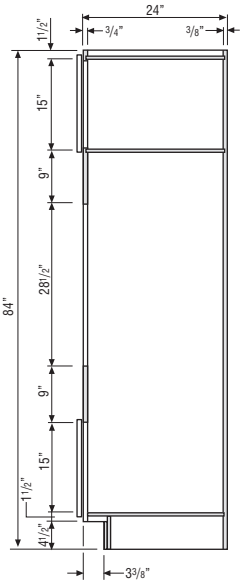


OVEN CABINET with MICROWAVE COMBO with DEEP DRAWER

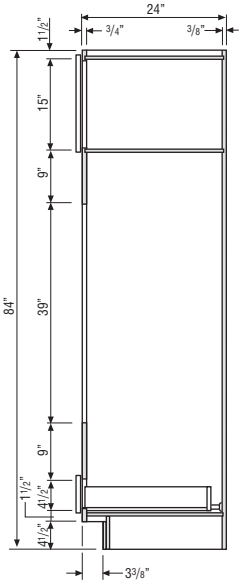


OVEN CABINET DOUBLE

# CABINET DIMENSIONS

## ROLL TRAY POSITIONS

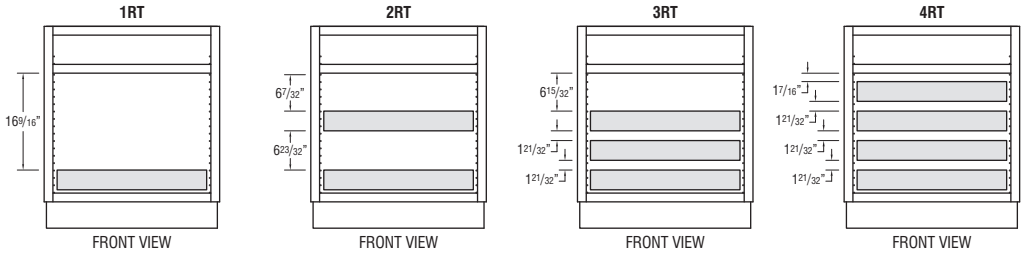


### BASE CABINETS AND 34 1/2" HIGH VANITY CABINETS

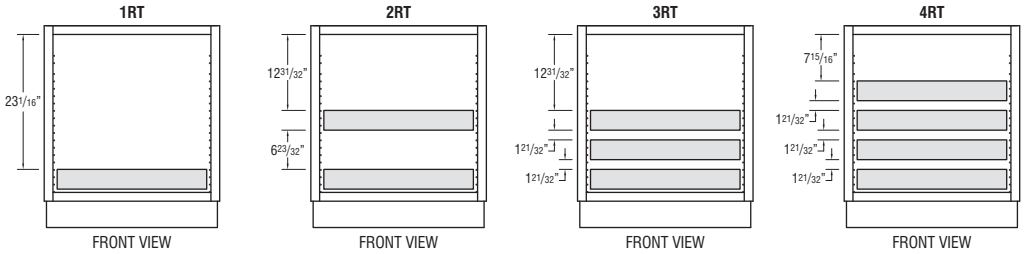


### BASE CABINET WITH FULL HEIGHT DOOR

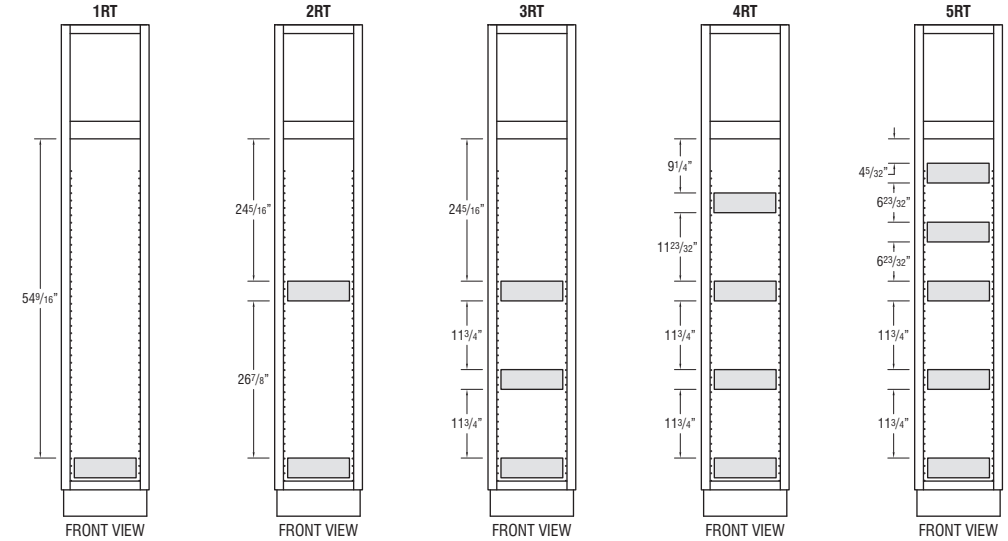


### UTILITY CABINETS

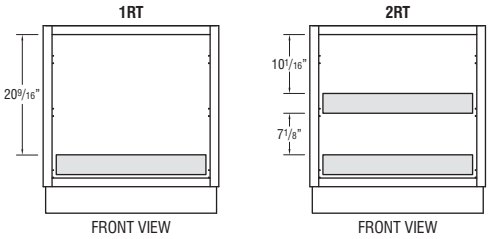


### 32" HIGH VANITY CABINETS

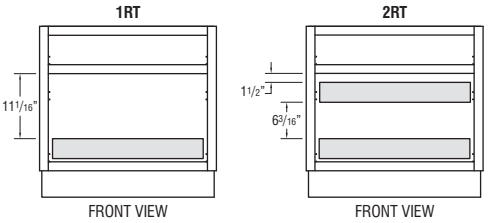


### DESK CABINETS

# CABINET DIMENSIONS

- 1 1/2″ Top and Bottom Rails - Wall and Base Cabinets.
- 1 1/2″ Vertical Stiles.
- 3″ Center Vertical Rails on Wall and Base Cabinets to Divide Double Door Cabinets 39″ Wide and Over.

| DOOR AND DRAWER FRONT SIZES | FULL OVERLAY | PARTIAL OVERLAY |
|---|---|---|
| Face Frame Reveal (see Overlay Specifications page for more details) | 1/4″ Reveal Around Doors | 1″ Reveal Around Doors |
| Door Size for Base/Wall Cabinets | Frame Opening + 2 1/2″ | Frame Opening + 1″ |
| 4 1/2″ or 5″ High Drawer Opening | 6 1/4″ Drawer Front | 5 1/2″ Drawer Front |
| 7 1/2″ High Drawer Opening | 10″ Drawer Front | 8 1/2″ Drawer Front |
| 8 5/8″ High Drawer Opening | 11 3/8″ Drawer Front | 9 7/8″ Drawer Front |
| 8 7/8″ High Drawer Opening | 11 3/8″ Drawer Front | 10 5/8″ Drawer Front |
| 12″ High Drawer Opening | 14 1/2″ Drawer Front | 13″ Drawer Front |
| 14″ High Drawer Opening | 16 1/2″ Drawer Front | 15″ Drawer Front |

## 84″ HIGH APPLICATION

Number after Wall Cabinet Represents Height of Cabinet

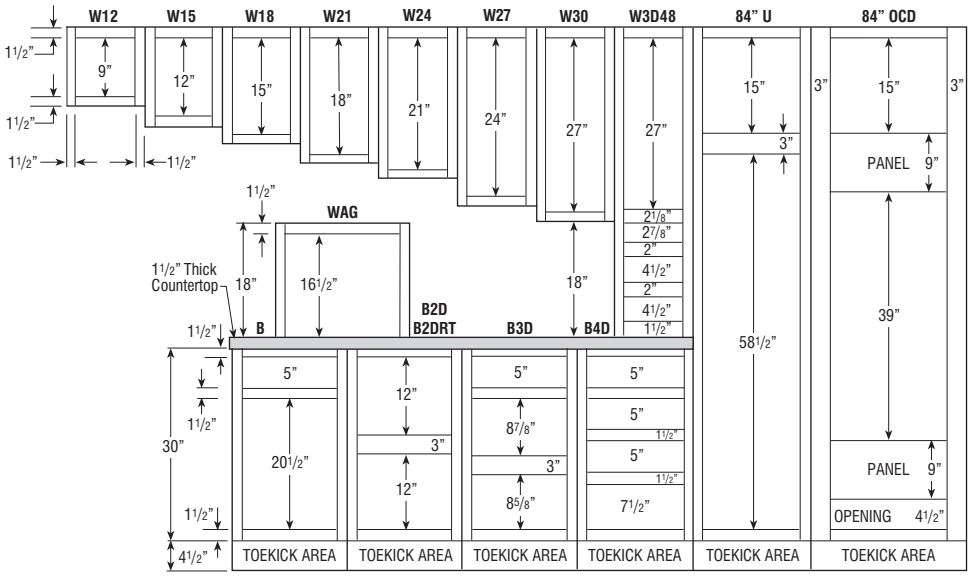

# CABINET DIMENSIONS

## 87″ HIGH APPLICATION

Number after Wall Cabinet Represents Height of Cabinet

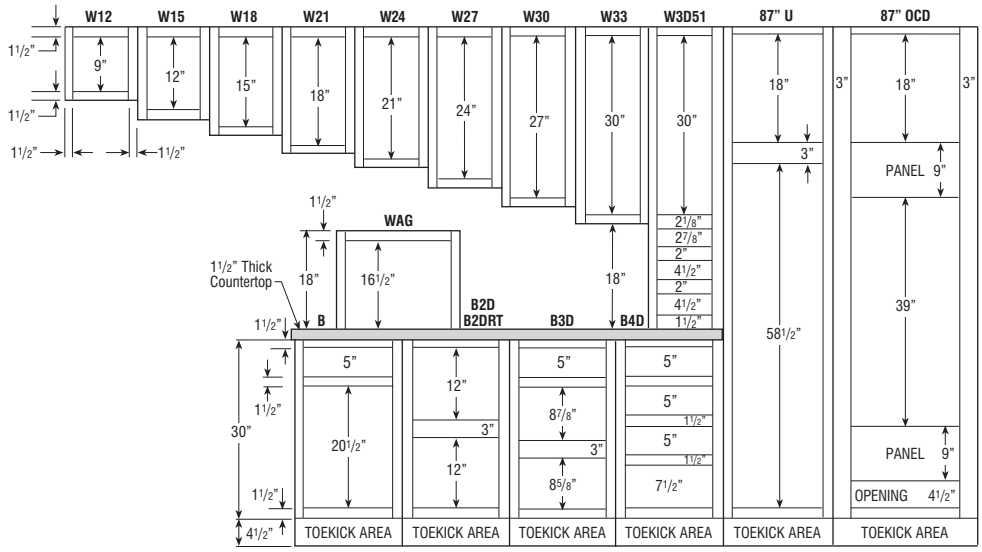


## 90″ HIGH APPLICATION

Number after Wall Cabinet Represents Height of Cabinet

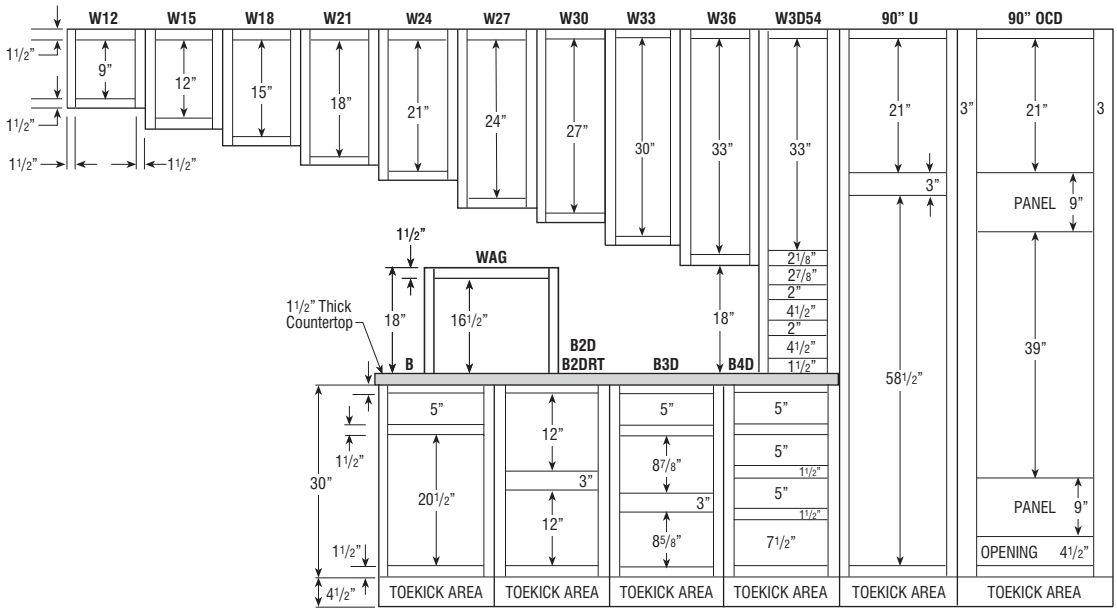

# CABINET DIMENSIONS

## 93″ HIGH APPLICATION

Number after Wall Cabinet Represents Height of Cabinet

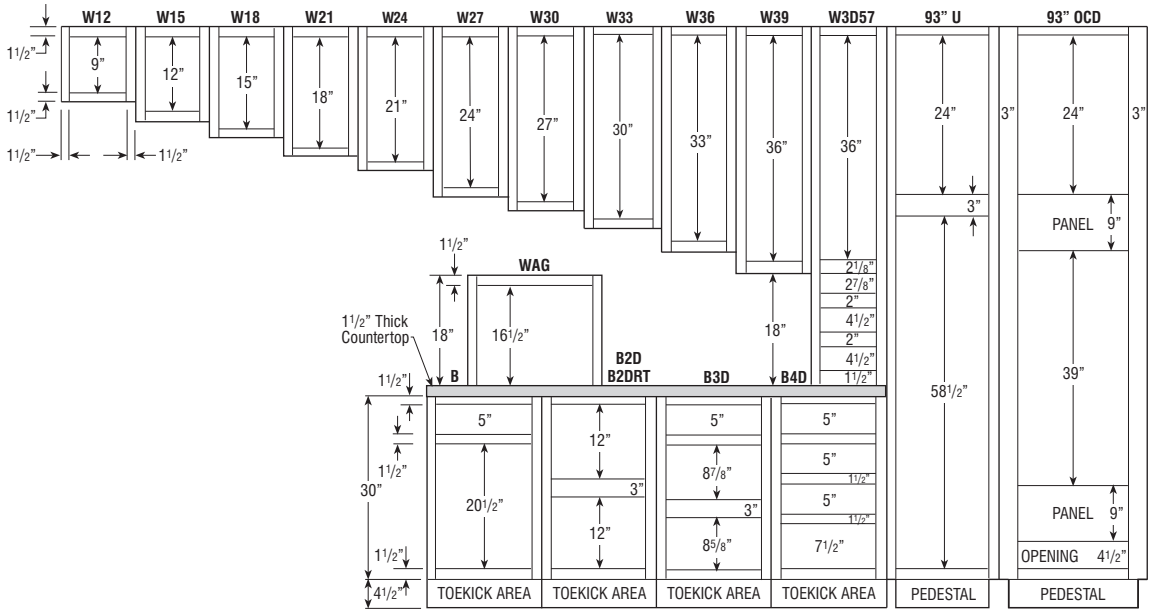


## 96″ HIGH APPLICATION

Number after Wall Cabinet Represents Height of Cabinet

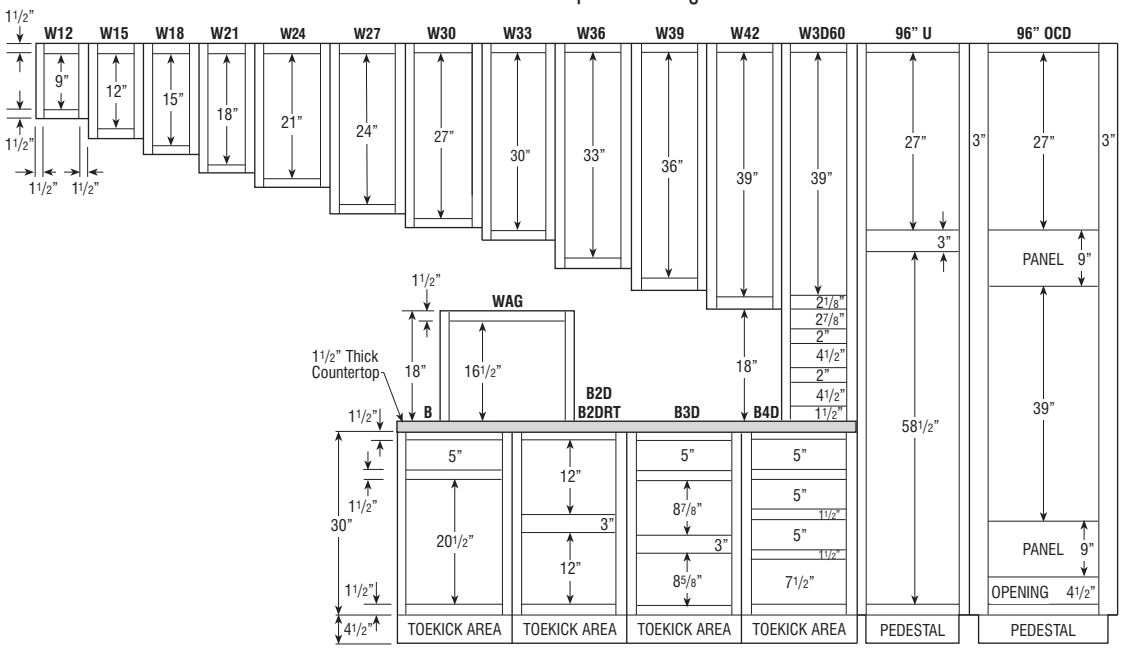

# CABINET DIMENSIONS

## 32 1/2″ HIGH UNIVERSAL ACCESS CABINETS, 24″ DEEP

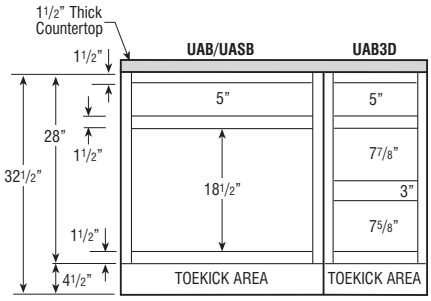


## 32″ HIGH UNIVERSAL ACCESS CABINETS, 21″ DEEP

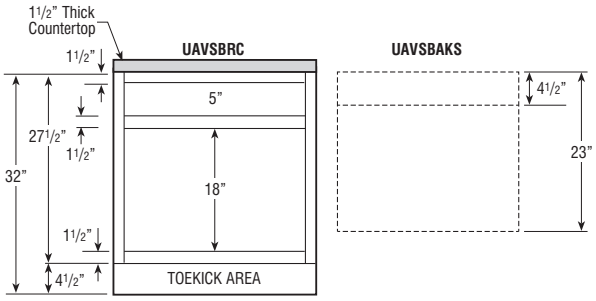


UAVSBRC must be ordered with Universal Access Vanity Sink Base with Angled Knee Space (UAVSBAK) not designed to be a stand-alone unit.
See page 88 for more details.

# CABINET DIMENSIONS

## 29″ HIGH DESK CABINETS

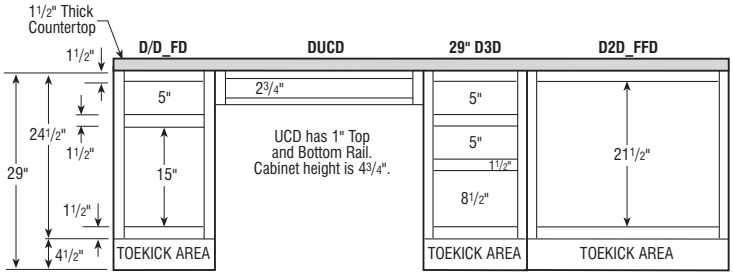


## 32″ HIGH VANITY CABINETS

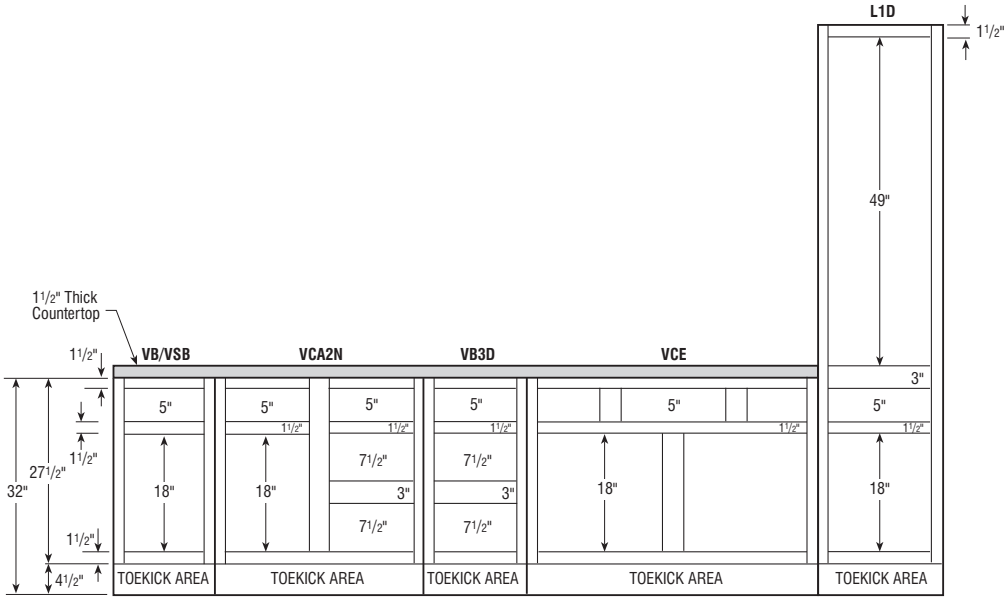


## 34 1/2″ HIGH VANITY CABINETS

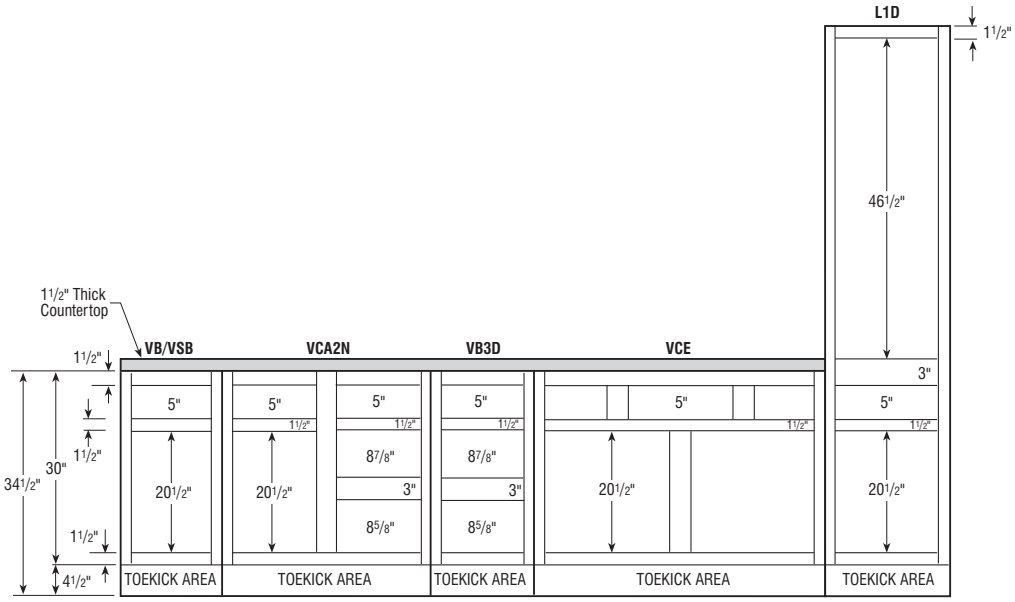

# CABINET DIMENSIONS

## DIMENSIONS FOR CORNER INSTALLATIONS (45° DIAGONAL)

### 12″ DEEP CABINETS

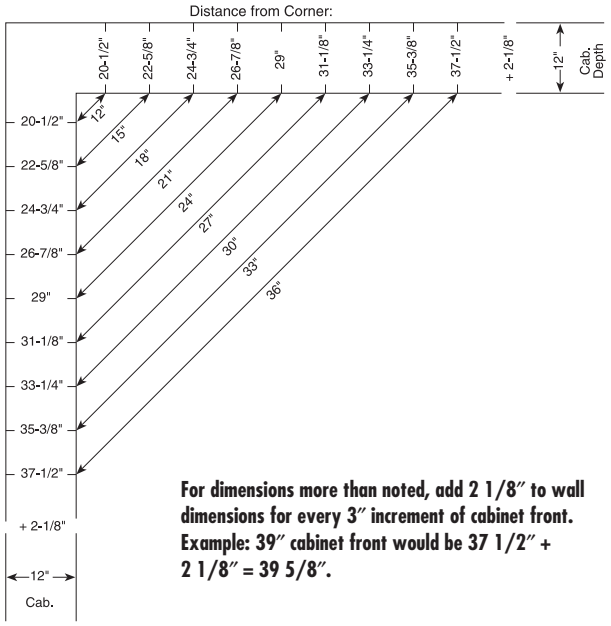


**For dimensions more than noted, add 2 1/8″ to wall dimensions for every 3″ increment of cabinet front. Example: 39″ cabinet front would be 37 1/2″ + 2 1/8″ = 39 5/8″.**

### 24″ DEEP CABINETS

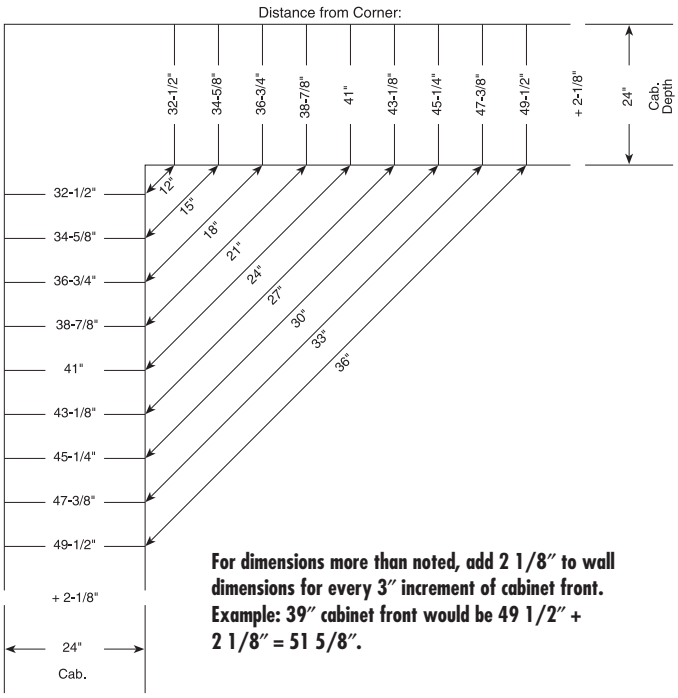


**For dimensions more than noted, add 2 1/8″ to wall dimensions for every 3″ increment of cabinet front. Example: 39″ cabinet front would be 49 1/2″ + 2 1/8″ = 51 5/8″.**

## INSTALLATION HEIGHT REQUIREMENTS

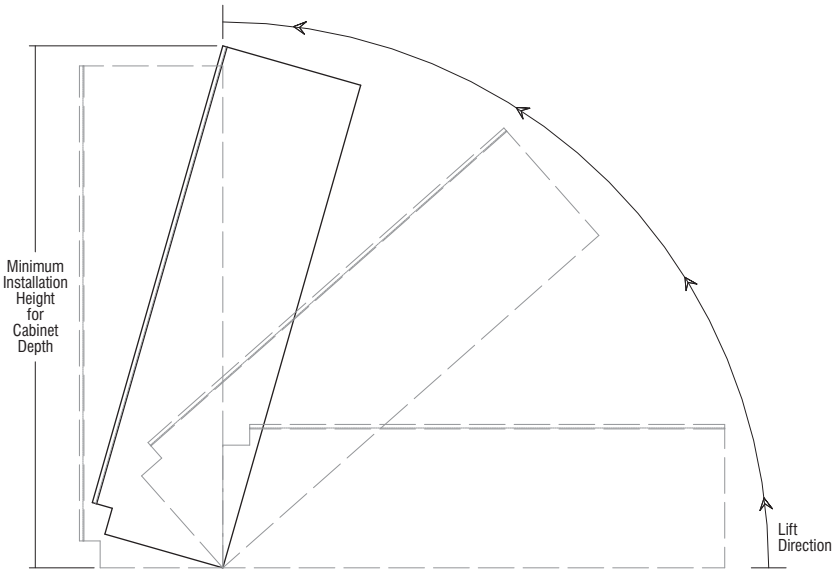


Height of ceiling needs to be considered for installation of tall cabinets. Cabinet height below includes toekick area:

| Cabinet Height | Minimum Installation Height for Cabinet Depth | | | | |
|---|---|---|---|---|---|
| | 12″ | 15″ | 18″ | 21″ | 24″ |
| 84″ | 84 7/8″ | 85 11/32″ | 85 15/16″ | 86 19/32″ | 87 3/8″ |
| 87″ | 87 27/32″ | 88 5/16″ | 88 27/32″ | 89 1/2″ | 90 1/4″ |
| 90″ | 90 13/16″ | 91 1/4″ | 91 13/16″ | 92 7/16″ | 93 5/32″ |
| 93″ * | 89 5/16″ | 89 25/32″ | 90 5/16″ | 90 31/32″ | 91 23/32″ |
| 96″ * | 92 5/16″ | 92 3/4″ | 93 9/32″ | 93 29/32″ | 94 5/8″ |

*Separate pedestal base included with cabinet to be installed after cabinet is in an upright position.

# DESIGN CHECKLIST

## CONSTRUCTION OPTIONS

Consider exposed end options:

- ☐ Modify exposed cabinet ends to FPEB.
- ☐ Apply 1/4″ skin to hide 1/4″ reveal. This will allow the ends to age uniformly with the rest of the kitchen and will make it flush.
- ☐ Apply decorative door kit BESDD, WESDD, TESDD. This kit includes 1/4″ skin, decorative doors, and screws for field installation.

## WOOD AND FINISH CHARACTERISTICS

Review specific details with the customer:

- ☐ Mineral Streaks, Birdseye Dots, Grain Variations.
- ☐ Color Variations/Darkening.
- ☐ Finish Variations (Glazes are "consistently inconsistent"), hairline cracks may develop at frame joints on painted frame.
- ☐ Underside of cabinets are natural maple laminate. Use light rail or cabinet panel edge and skin to hide, especially when designing with peninsula wall cabinets.

## INNOVATIVE OPTIONS

Review storage and usage needs with Customer. See page 30 for complete chart.

- ☐ Cooking Solutions:
  - Wall Spice Pull-out Kit
- ☐ Storage Solutions:
  - SuperCabinet™
  - Peg Dish Organizer
  - Wall Message Center
- ☐ Clean-up Center:
  - Base Wastebasket

## CLEARANCES

- ☐ Add fillers between end cabinets and walls on full overlay door styles.
- ☐ Allow space between door/window trim and end cabinets for countertop and top moulding overhang.
- ☐ Include refrigerator door hinges in overall refrigerator height when placing cabinets above it.

Maintain a minimum clearance of 3″ by pulling blind corners as follows:

- ☐ Full Overlay: 1 1/4″, Standard Overlay 1/2″. (More is needed in certain situations such as when adjacent to an appliance or when using oversized pulls or knobs.)
- ☐ Allow sufficient clearance (3″) on each side of accessory cabinets (such as roll-out trays, etc). Doors on these cabinets must open fully for accessories to be functional.
- ☐ Ensure the height between the cooktop and range hood is 24″ to meet NKBA guidelines.

Qualify customer carefully on upper cabinet/microwave advantages/disadvantages as follows:

- ☐ Minimum of 18″ from cooktop to upper cabinet/above the range microwave which allows for easy access to either, but less room over back burner.
- ☐ Minimum of 21″ from cooktop to upper cabinet/microwave which allows for access to large pots on back burner of cooktop, but longer reach to microwave.

## FILLERS

- ☐ Place fillers toward end of run where least conspicuous if needed.
- ☐ Attach overlay fillers on top of the base, wall, or tall fillers when using full overlay door styles to maintain a consistent reveal. Don't forget to include blind corner fillers.
- ☐ Add a filler at least 6″ wide to accommodate a decorative onlay when the filler is used as valance.

## VARYING HEIGHTS AND DEPTHS

- ☐ Also increase the depth of a wall cabinet run when you increase the height (so moulding on adjacent cabinet will kill into the side of the taller cabinet).
- ☐ Skin the sides of tall cabinets to 1) hide the seam between the toekick pedestal and the cabinet, 2) keep adjacent base and wall cabinets out from reveal of tall cabinet.
- ☐ Add increased depth on tall end panels for a built-in look for deep refrigerators.
- ☐ Account for the additional support needed for wall cabinets with a depth of 18″ or greater. This can be achieved by installing a soffit or end panels.

## MATCHING INTERIOR CABINETS/GLASS OPTIONS

- ☐ Verify cut-for-glass or mullion door option is available on desired cabinet size. (See pages 15-16 for available cut-for-glass/mullion door sizes.)
- ☐ Verify glass insert option is available for desired cut-for-glass door size chosen.
- ☐ Verify matching interior option has been selected for all open or glass cabinets.
- ☐ Use light rail and skin to hide color variation between bottom of cabinets with and without matching interior.
- ☐ Verify mullion door lite grid matches customer expectations.

## MOULDINGS

- ☐ Verify correct amount of crown moulding has been ordered.
- ☐ Order toekick caps.
- ☐ Order extra scribe.

## ISLANDS AND PENINSULAS

- ☐ Consider standard height bars are 34 1/2″ tall and require 19″ knee space. Raised bars are 42″ tall.
- ☐ Consider base peninsula cabinets (P) are 24″ deep and require 12″ of knee space. Use back panels/doors to flush non-P cabinets with P cabinets.
- ☐ Use outside corner moulding if a skin is exposed on the back of the island.

## APPLIANCES

- ☐ Note for all consumers, appliances are not included with any cabinetry product.
- ☐ Do not place dishwashers next to diagonal front cabinet (interference) or next to a range (no countertop support).
- ☐ Verify refrigerator door has enough clearance to open beyond 90 degrees so refrigerator drawers can be utilized. Refer to appliance manufacturer's specs.
- ☐ Add TF696FH, as it may be required to frame around built-in microwave ovens and other built-in items. Refer to appliance manufacturer's specs.
- ☐ Order appliance panels.

## SPECIAL CONSIDERATIONS

- ☐ Consider V-groove skins and/or decorative doors on exposed cabinet sides in glazed kitchen.

## MISCELLANEOUS

- ☐ Order full size touch-up kit (mini touch-up kit included with standard sink base).

# kitchen planning guidelines



## DOOR/ENTRY
- Door opening should be at least 32″ wide, requiring a minimum 2′ 10″ wide door.

## DOOR INTERFERENCE
- Entry door should not interfere with safe appliance operation or appliance doors.

## DISTANCE BETWEEN WORK CENTERS
- With three work centers, the total distance traveled should not be more than 26′ with no single leg of the triangle less than 4′ or more than 9′.
- With more than three work centers, each additional travel distance to another work center should be no less than 4′ or more than 9′. Each leg is measured from the center-front of the appliance/sink. No work triangle leg should intersect an island/peninsula by more than 12″.

## SEPARATING WORK CENTERS
- A tall obstacle should not separate two primary work centers. A properly recessed tall corner unit is acceptable.

## WORK TRIANGLE TRAFFIC
- Major traffic patterns should not cross through the basic work triangle.

## WORK AISLE
- The work aisle should be at least 42″ for one cook and at least 48″ for multiple cooks.

## WALKWAY
- The walkway width should be at least 36″.

## TRAFFIC CLEARANCE AT SEATING
- Allow 32″ of clearance from the table to wall/obstacle if no traffic passes behind a seated diner. If traffic passes behind the diner, allow at least 36″ to edge past or 44″ to walk past.

## SEATING CLEARANCE
- 30″ high tables/counters should allow a 24″ wide by 18″ deep space for each seated diner and at least 18″ knee space.
- 36″ high counters should allow a 24″ wide by 15″ deep space for each seated diner and at least 15″ kneespace.
- 42″ high counters should allow a 24″ wide by 12″ deep space for each seated diner and at least 12″ kneespace.

## CLEAN-UP/PREP SINK PLACEMENT
- With only one sink, locate it adjacent to or across from the cooking surface and refrigerator.

## CLEAN-UP/PREP SINK LANDING AREA
- Include at least a 24″ wide landing space on one side of the sink and 18″ on the other.
- If all the countertop at the sink is not the same height, plan a 24″ landing space on one side of the sink and 3″ of countertop frontage on the other, both at the same height of the sink.

## PREPARATION/WORK AREA
- Include a section of countertop at least 36″ wide x 24″ deep next to the sink for a work area.

## DISHWASHER PLACEMENT
- Nearest edge of dishwasher should be within 36″ of nearest edge of sink. Provide at least 21″ of standing space between the edge of the dishwasher and countertop frontage/appliances/cabinets which are placed at a right angle to the dishwasher.

## WASTE RECEPTACLES
- Include at least 2 waste receptacles, one near the sink and the other nearby for recycling.

## AUXILIARY SINK
- Provide at least 3″ of countertop frontage on one side of the auxiliary sink and 18″ on the other side, both at the same height as the sink.

## REFRIGERATOR LANDING AREA
- Include at least 15″ of landing area on the handle side of the refrigerator, 15″ on either side of a side-by-side refrigerator, 15″ of landing space which is no more than 48″ across from the front of the refrigerator, and 15″ above or adjacent to any under-counter style refrigerator.

## COOKING SURFACE LANDING AREA
- Include a minimum of 12″ of landing area on one side of the cooking surface and 15″ on the other.
- If cooking surface is at a different countertop height than the rest of the kitchen, then the 12″ and 15″ landing areas must be the same height as the cooking surface.
- For safety reasons, in an island or peninsula situation, the countertop should extend a minimum of 9″ behind the cooking surface if the counter height is the same height as the cooking surface.

## COOKING SURFACE CLEARANCE
- Allow 24″ between the cooking surface and a protected noncombustible surface above it.
- At least 30″ of clearance is required between the cooking surface and an unprotected/combustible surface above it.
- If a microwave/hood combination is used, then the manufacturer's specifications should be followed.

## COOKING SURFACE VENTILATION
- A correctly sized, ducted ventilation system is recommended for all cooking surface appliances. The recommended minimum is 150 CFM.
- Code requires that the manufacturer's specifications be followed. Minimum exhaust rate for a ducted hood is 100 CFM and must be ducted to the outside.
- Make-up air may need to be provided. Refer to local codes.

## COOKING SURFACE SAFETY
- Do not locate cooking surface under an operable window.
- Window treatments above cooking surface should not use flammable materials.
- Place a fire extinguisher near the kitchen exit away from cooking equipment.

## MICROWAVE OVEN PLACEMENT
- The ideal location for the bottom of the microwave is 3″ below the principle user's shoulder, but no more than 54″ above the floor.

## MICROWAVE LANDING AREA
- Provide at least 15″ above, below, or adjacent to the handle side of a microwave oven.

## OVEN LANDING AREA
- Include at least 15″ next to or above the oven.
- A 15″ landing area that is not more than 48″ away is also acceptable as long as the oven does not open into a walkway.

## COMBINING LANDING AREAS
- If two landing areas are adjacent to one another, determine a new minimum for the two by taking the longer of the two and adding 12″.

*continued*

## kitchen planning guidelines (continued)

### COUNTERTOP SPACE
- A total of 158″ of countertop frontage, 24″ deep, with at least 15″ clearance above is needed to accommodate all landing, preparation, work, and storage areas.

### COUNTERTOP EDGES
- Clipped or round corners, rather than sharp edges, are recommended on all counters.

### STORAGE
- The recommended total shelf/drawer frontage for a small kitchen (less than 150 square feet) is 1400″, for a medium kitchen (151 to 350 square feet) is 1700″, and for a large kitchen (greater than 350 square feet) is 2000″.

| Sizes: | S | M | L |
|---|---|---|---|
| Wall | 300″ | 360″ | 360″ |
| Base | 520″ | 615″ | 660″ |
| Drawer | 360″ | 400″ | 525″ |
| Pantry | 180″ | 230″ | 310″ |
| Misc. | 40″ | 95″ | 145″ |

- The totals for wall, base, drawer, and pantry shelf/drawer frontage can be adjusted upward or downward as long as the recommended total stays the same.

### STORAGE AT CLEAN-UP/PREP SINK
- The recommended total for a small kitchen is 400″, a medium kitchen is 480″, a large kitchen is 560″, and should be located within 72″ of the centerline of the main clean-up/prep sink.

### CORNER CABINET STORAGE
- At least one corner cabinet should include a functional storage device.

### ELECTRICAL RECEPTACLES
- GFCI (Ground-Fault-Circuit-Interrupter) protection is required on all receptacles servicing countertop surfaces within the kitchen.

### LIGHTING
- Every work surface should be well illuminated. At least one wall switch-controlled light must be placed at the entrance.
- Window/skylight area, equal to at least 8% of the total square footage of the kitchen, or a total living space which includes a kitchen, is required.

## bathroom planning guidelines

### DOOR/ENTRY
- Doorway opening should be at least 32″, requiring a minimum 2′ 10″ wide door.

### DOOR INTERFERENCE
- The door area should include clear floor space for maneuvering which varies according to the type of door and the direction of the approach.

### CEILING HEIGHT
- Bathroom floor to ceiling minimum height is 80″. A shower or tub with a shower head shall have a minimum floor to ceiling height of 80″ above a minimum area 30″ x 30″ at the shower head.

### CLEAR SPACE
- Plan a clear space of 30″ from the front edge of all fixtures to any opposite bath fixture, wall, or obstacle.
- A minimum space of at least 21″ is required in front of a lavatory, toilet, bidet, and tub, with a 24″ minimum space in front of a shower entry.

### SINGLE LAVATORY PLACEMENT
- The distance from the centerline of the lavatory to the sidewall/tall obstacle should be at least 20″.
- The minimum distance required is 15″. The minimum distance required between a wall and the edge of a lavatory is 4″.

### DOUBLE LAVATORY PLACEMENT
- The distance between the centerlines of two lavatories should be at least 36″.
- The minimum distance required is 30″.
- The minimum distance required between the edges of two lavatories is 4″.

### LAVATORY/VANITY HEIGHT
- The height for a lavatory varies from 32″ to 43″ to fit the user.

### COUNTERTOP EDGES
- Clipped or round corners, rather than sharp edges, are recommended on all counters.

### SHOWER SIZE
- The interior shower size should be at least 36″ x 36″. The minimum interior shower size required is 30″ x 30″.

### STORAGE
- Provide adequate, accessible storage for toiletries, bath linens, grooming and general bathroom supplies.
- Storage of frequently used items should be 15″ to 48″ above floor.

### ELECTRICAL RECEPTACLES
- All GFCI receptacles should be located at electrical appliance points of use.

**Load bearing floors and shelves can support 15 lbs. per square foot. Warranty does not cover overloading beyond this point.**

To view a complete and updated list of the NKBA Guidelines, visit https://media.nkba.org/uploads/2022/05/Kitchen-Planning-Guidelines.pdf

© Copyright 2007 National Kitchen & Bath Association

# INNOVATIVE OPTIONS CHART

| Wall Cabinets | Description | 3″ | 6″ | 9″ | 12″ | 15″ | 18″ | 21″ | 24″ | 27″ | 30″ | 33″ | 36″ | 39″ | 42″ | 45″ | 48″ | Page |
|---|---|---|---|---|---|---|---|---|---|---|---|---|---|---|---|---|---|---|
| WBC_ _ _ PO, WBC _ _ _ POOL | Wall Box Column Pull-outs | • | • | | | | | | | | | | | | | | | 54 |
| WMC _ _ L or R | Wall Message Center | • | | | | | | | | | | | | | | | | 56 |
| WSP_ _ _ _ | Wall Spice Pull-outs | | | • | • | | | | | | | | | | | | | 54 |
| WWX _ _ _ _ | Wall Wine X | | | | • | • | • | • | • | | | | | | | | | 55 |
| **Base Cabinets** | **Description** | **3″** | **6″** | **9″** | **12″** | **15″** | **18″** | **21″** | **24″** | **27″** | **30″** | **33″** | **36″** | **39″** | **42″** | **45″** | **48″** | **Page** |
| B2D _ _ RT | Base Two Drawer w/Roll Tray | | | | | | | | • | | • | | • | | | | | 79 |
| B3D _ _ WTCD | Base Three Drawer w/Wood Tiered Cutlery Divider | | | | | • | • | • | • | | | | | | | | | 79 |
| B4D _ _ WTCD | Base Four Drawer w/Wood Tiered Cutlery Divider | | | | | • | • | • | • | | | | | | | | | 80 |
| B _ _ MIXFH L or R | Base w/Mixer Shelf, Full Height Door | | | | | | • | • | • | | | | | | | | | 68 |
| B_ _TDRO L or R | Base w/Tray Divider Roll-out | | | | • | • | | | | | | | | | | | | 67 |
| BBC_PO, BBC _ POOL | Base Box Column Pull-outs | • | • | | | | | | | | | | | | | | | 82 |
| BPP_ _ | Base Pantry Pull-outs | | | • | • | | | | | | | | | | | | | 81 |
| BPP _ _ U | Base Pantry Pull-out w/Utensil Canisters | | | • | • | | | | | | | | | | | | | 82 |
| BPP _ _ UK | Base Pantry Pull-out w/Utensil Canisters, Knife Block | | | | • | • | | | | | | | | | | | | 82 |
| BSC_ _RP, BSC _ _ PR, BSC _ _ PRP | Base SuperCabinet™ | | | | | | | | | | • | | • | | | | | 66 |
| BWB_ _ | Base Wastebasket | | | | | • | • | • | | | | | | | | | | 80 |
| BWB_ _FH | Base Wastebasket Full Height | | | | | • | • | • | | | | | | | | | | 81 |
| SB_ _CM | Sink Base with CabMat™ | | | | | | | | | | • | • | • | | | | | 69 |
| SB _ _ TOCM | Sink Base w/Tip-out Tray w/CabMat™ | | | | | | | | | | • | • | • | | | | | 70 |
| SBSC _ _ TO | Sink Base SuperCabinet™ w/Tip-out Tray | | | | | | | | | | | | • | | | | | 71 |
| SBSC _ _ TOCM | Sink Base SuperCabinet™ w/Tip-out Tray, CabMat™ | | | | | | | | | | | | • | | | | | 71 |
| SBTA _ _ CM | Sink Base w/Tall Apron w/CabMat™ | | | | | | | | | | • | • | • | | | | | 73 |
| **Vanity Cabinets** | **Description** | **3″** | **6″** | **9″** | **12″** | **15″** | **18″** | **21″** | **24″** | **27″** | **30″** | **33″** | **36″** | **39″** | **42″** | **45″** | **48″** | **Page** |
| L1D1884 L or R | Linen Tall w/Drawer | | | | | | • | | | | | | | | | | | 121 |

• Available widths

# TABLE OF CONTENTS – WALL CABINETS


Wall Cabinets 12" High . . . . . .32
Wall Cabinets 15" High . . . . . .33
Wall Cabinets 18" High . . . . . .35
Wall Cabinets 21" High . . . . . .36
Wall Cabinets 24" High . . . . . .37
Wall Cabinets 27" High . . . . . .38
Wall Cabinets 30", 33", or 36" High . . . . . .39
Wall Cabinets 39" or 42" High . . . . . .41
Wall Stacked Cabinets . . . . . .43
Wall Three Drawer Cabinets . . . . . .45
Wall Blind Cabinets . . . . . .46
Wall Corner Cabinets . . . . . .47
Wall Organization and Specialty Cabinets . . . . . .51
Wood Hoods and Blowers . . . . . .57




## WALL CABINET NOMENCLATURE

All Wall Cabinets are 12″ deep unless otherwise noted.

W361824

Cabinet Type — Cabinet Width — Cabinet Height — Cabinet Depth

### DOOR OPTIONS

| Mod. | Description |
|---|---|
| CG, CG.B, CG.T | Cut-for-glass Door |
| CM, CM.B, CM.T | Classic Mullion Door |
| MFO | Modified Full Overlay |

### CONSTRUCTION UPGRADES

| Mod. | Description |
|---|---|
| APC | All- plywood Construction |
| PE | Plywood Ends |

### NON SOFT-CLOSE OPTIONS

| Mod. | Description |
|---|---|
| NSCH | Non Soft-close Hinge |

### MODIFICATIONS GRID KEY

| Mod. | Description |
|---|---|
| • | Available |
| STD | Standard on these cabinets |
| 5 DAY | 5 Day Express Response Item |

### CUSTOM MODIFICATIONS

| Mod. | Description |
|---|---|
| ADDTK* | Add Toekick |
| CBO | Cabinet Box Only |
| CCO | Cabinet Case Only |
| CD | Change Depth |
| CFNTO | Cabinet Front Only |
| CFRMO | Cabinet Face Frame Only |
| CND | Cabinet No Door |
| DDE | Decorative Door on End |
| FB | Finished End, Both |
| FPEB | Furniture Plywood End, Both |
| MIP | Matching Interior Plywood |
| P | Peninsula |

*ADDTK available with compatible toekick modifications.

When varying heights, make sure to also vary depths to allow moulding to end into adjacent side of cabinet. Vary depths at least 3" when varying heights.

Use FPEB modification or apply an end panel skin to create a flush end on the side of a wall cabinet if installed at the end of a run for ease of moulding installation.

FPEB modification is recommended for non-stacking applications. Use a 1/4" skin for stacking applications.

## WALL, 12″ HIGH

12”, 15”, 18”, 21”, or 24”

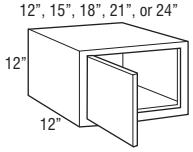


| Price Column | 1 | 2 | 3 | 4 | 5 |
|---|---|---|---|---|---|
| **W1212 L or R** | 290 | 305 | 320 | 342 | 377 |
| **W1512 L or R** | 317 | 333 | 350 | 374 | 412 |
| **W1812 L or R** | 345 | 362 | 380 | 407 | 447 |
| **W2112 L or R** | 372 | 390 | 410 | 439 | 483 |
| **W2412 L or R** | 399 | 419 | 440 | 471 | 518 |

**Custom Modifications**

| ADDTK | CBO | CCO | CD | CFNTO | CFRMO | CND | DDE | FB | FPEB | MIP | P |
|---|---|---|---|---|---|---|---|---|---|---|---|
| •[1] | | • | • | • | • | | • | • | • | • | • |

**Construction Upgrades**

| APC | PE |
|---|---|
| • | • |

**Door Options**

| CG | CG.B | CG.T | CM | CM.B | CM.T | MFO |
|---|---|---|---|---|---|---|
| • | | | | | | • |

**Non Soft-close Options**

| NSCH |
|---|
| • |

[1] Not available on 21″ or 24″ wide

## WALL, 12″ HIGH

24”, 27”, 30”, 31½”, 33”, 36”, or 37”

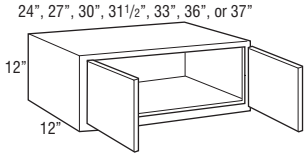


39”

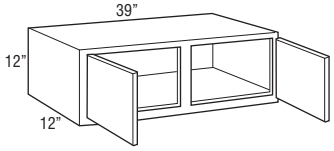


42”, 45”, or 48”

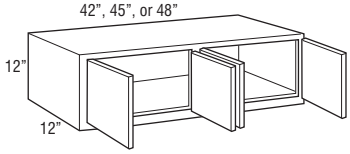


| | | | | | |
|---|---|---|---|---|---|
| **W2412** | 426 | 447 | 469 | 502 | 552 |
| **W2712** | 459 | 482 | 506 | 542 | 596 |
| **W3012** | 493 | 518 | 543 | 581 | 640 |
| **W31.512** | 510 | 535 | 562 | 601 | 661 |
| **W3312** | 527 | 553 | 580 | 621 | 683 |
| **W3612** | 560 | 588 | 618 | 661 | 727 |
| **W3712** | 571 | 600 | 630 | 674 | 741 |
| **W3912** | 594 | 623 | 655 | 700 | 770 |
| **W4212-4** | 711 | 747 | 784 | 839 | 923 |
| **W4512-4** | 745 | 782 | 821 | 879 | 967 |
| **W4812-4** | 779 | 818 | 858 | 918 | 1010 |

**Custom Modifications**

| ADDTK | CBO | CCO | CD | CFNTO | CFRMO | CND | DDE | FB | FPEB | MIP | P |
|---|---|---|---|---|---|---|---|---|---|---|---|
| • | | • | • | • | • | | • | • | • | • | • |

**Construction Upgrades**

| APC | PE |
|---|---|
| • | • |

**Door Options**

| CG | CG.B | CG.T | CM | CM.B | CM.T | MFO |
|---|---|---|---|---|---|---|
| • | | | | | | • |

**Non Soft-close Options**

| NSCH |
|---|
| • |

## WALL TOP HINGE, 12″ HIGH

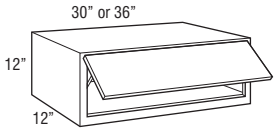


| Price Column | 1 | 2 | 3 | 4 | 5 |
|---|---|---|---|---|---|
| **WTH3012** | 591 | 620 | 651 | 697 | 767 |
| **WTH3612** | 671 | 705 | 740 | 792 | 871 |

- 30″-36″ wide use non-standard configuration doors. See Door Style Specifications page in Door Style section for details on doors with grain pattern exceptions.
- Cabinet may utilize one or two lift mechanisms depending on door size and weight. Door lift mechanism tension can be field adjusted.
- Lift mechanisms and mounting brackets will be visible if used with transparent textured glass.
- Lift mechanism not available for order for field installation, only available factory installed.
- When textured glass is ordered for use in wall top hinge cabinets, glass design will be turned horizontally and may match desired pattern.
- Door will open a maximum of 107° due to hinges. For applications close to a ceiling, door angle can be restricted to 86° with a Hinge Angle Restriction Clip (HNGRESCLIP, see page 155).

**Custom Modifications**

| ADDTK | CBO | CCO | CD | CFNTO | CFRMO | CND | DDE | FB | FPEB | MIP | P |
|---|---|---|---|---|---|---|---|---|---|---|---|
| | | | • | | • | | • | • | • | • | |

**Construction Upgrades**

| APC | PE |
|---|---|
| • | • |

**Door Options**

| CG | CG.B | CG.T | CM | CM.B | CM.T | MFO |
|---|---|---|---|---|---|---|
| • | | | | | | • |

**Non Soft-close Options**

| NSCH |
|---|
| |

## WALL, 12″ HIGH, 24″ DEEP

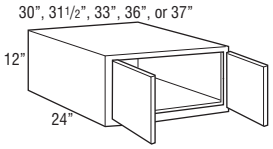


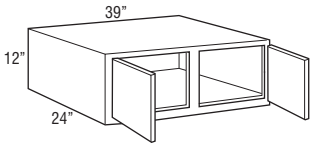


| | | | | | |
|---|---|---|---|---|---|
| **W301224** | 560 | 588 | 618 | 661 | 727 |
| **W31.51224** | 577 | 606 | 636 | 681 | 749 |
| **W331224** | 594 | 623 | 655 | 700 | 770 |
| **W361224** | 627 | 659 | 692 | 740 | 814 |
| **W371224** | 639 | 670 | 704 | 753 | 829 |
| **W391224** | 661 | 694 | 729 | 780 | 858 |

- 24″ deep cabinets must be fully supported by screws installed in a structural member in the ceiling or soffit, and into adjacent cabinets or tall panels.
- Load limit is 15 lbs. per square foot of load bearing surface.

**Custom Modifications**

| ADDTK | CBO | CCO | CD | CFNTO | CFRMO | CND | DDE | FB | FPEB | MIP | P |
|---|---|---|---|---|---|---|---|---|---|---|---|
| • | | • | • | • | • | | • | • | • | • | |

**Construction Upgrades**

| APC | PE |
|---|---|
| • | • |

**Door Options**

| CG | CG.B | CG.T | CM | CM.B | CM.T | MFO |
|---|---|---|---|---|---|---|
| • | | | | | | • |

**Non Soft-close Options**

| NSCH |
|---|
| • |

## WALL, 15″ HIGH

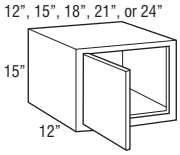


| | | | | | |
|---|---|---|---|---|---|
| **W1215 L or R** | 317 | 333 | 350 | 374 | 412 |
| **W1515 L or R** | 345 | 362 | 380 | 407 | 447 |
| **W1815 L or R** | 372 | 390 | 410 | 439 | 483 |
| **W2115 L or R** | 399 | 419 | 440 | 471 | 518 |
| **W2415 L or R** | 426 | 448 | 470 | 503 | 553 |

**Custom Modifications**

| ADDTK | CBO | CCO | CD | CFNTO | CFRMO | CND | FB | FPEB | MIP | P |
|---|---|---|---|---|---|---|---|---|---|---|
| •[1] | | • | • | • | • | | • | • | • | • |

**Construction Upgrades**

| APC | PE |
|---|---|
| • | • |

**Door Options**

| CG | CG.B | CG.T | CM | CM.B | CM.T | MFO |
|---|---|---|---|---|---|---|
| • | | | •[2] | | | • |

**Non Soft-close Options**

| NSCH |
|---|
| • |

[1] Not available on 21″ or 24″ wide
[2] Not available on 12″ wide

## WALL, 15″ HIGH

24”, 27”, 30”, 31½”, 33”, 36”, or 37”

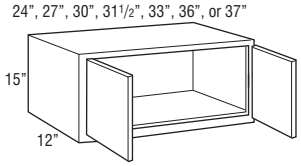


39”, or 42”

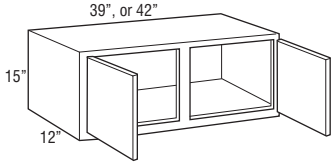


42”, 45”, or 48”

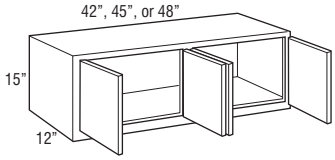


| Price Column | 1 | 2 | 3 | 4 | 5 |
|---|---|---|---|---|---|
| W2415 | 459 | 482 | 506 | 542 | 596 |
| W2715 | 493 | 518 | 543 | 581 | 640 |
| W3015 | 527 | 553 | 580 | 621 | 683 |
| W31.515 | 543 | 570 | 599 | 641 | 705 |
| W3315 | 560 | 588 | 618 | 661 | 727 |
| W3615 | 594 | 623 | 655 | 700 | 770 |
| W3715 | 605 | 635 | 667 | 714 | 785 |
| W3915 | 627 | 659 | 692 | 740 | 814 |
| W4215 | 661 | 694 | 729 | 780 | 858 |
| W4215-4 | 745 | 782 | 821 | 879 | 967 |
| W4515-4 | 779 | 818 | 858 | 918 | 1010 |
| W4815-4 | 812 | 853 | 895 | 958 | 1054 |

**Custom Modifications**

| ADDTK | CBO | CCO | CD | CFNTO | CFRMO | CND | DDE | FB | FPEB | MIP | P |
|---|---|---|---|---|---|---|---|---|---|---|---|
| •[1] | | • | • | • | • | | • | • | • | • | • |

**Construction Upgrades**

| APC | PE |
|---|---|
| • | • |

**Door Options**

| CG | CG.B | CG.T | CM | CM.B | CM.T | MFO |
|---|---|---|---|---|---|---|
| • | | | •[2] | | | • |

**Non Soft-close Options**

| NSCH |
|---|
| • |

[1] Not available on W4215
[2] Not available on 37″, 42″, or 45″ wide

## WALL TOP HINGE, 15″ HIGH

30” or 36”

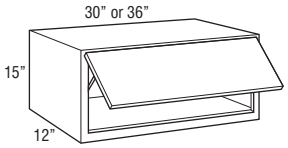


| | | | | | |
|---|---|---|---|---|---|
| WTH3015 | 631 | 663 | 696 | 744 | 819 |
| WTH3615 | 712 | 747 | 785 | 840 | 923 |

- 30″-36″ wide use non-standard configuration doors. See Door Style Specifications page in Door Style section for details on doors with grain pattern exceptions.
- Cabinet may utilize one or two lift mechanisms depending on door size and weight. Door lift mechanism tension can be field adjusted.
- Lift mechanisms and mounting brackets will be visible if used with transparent textured glass.
- Lift mechanism not available for order for field installation, only available factory installed.
- When textured glass is ordered for use in wall top hinge cabinets, glass design will be turned horizontally and may match desired pattern.
- Door will open a maximum of 107° due to hinges. For applications close to a ceiling, door angle can be restricted to 86° with a Hinge Angle Restriction Clip (HNGRESCLIP, see page 155).

**Custom Modifications**

| ADDTK | CBO | CCO | CD | CFNTO | CFRMO | CND | DDE | FB | FPEB | MIP | P |
|---|---|---|---|---|---|---|---|---|---|---|---|
| | | | • | | • | | • | • | • | • | |

**Construction Upgrades**

| APC | PE |
|---|---|
| • | • |

**Door Options**

| CG | CG.B | CG.T | CM | CM.B | CM.T | MFO |
|---|---|---|---|---|---|---|
| • | | | | | | • |

**Non Soft-close Options**

| NSCH |
|---|
| |

## WALL , 15″ HIGH, 24″ DEEP

30”, 31½”, 33”, 36”, or 37”

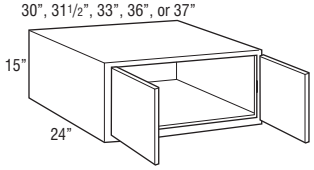


39”

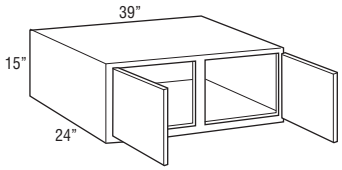


| | | | | | |
|---|---|---|---|---|---|
| W301524 | 594 | 623 | 655 | 700 | 770 |
| W31.51524 | 611 | 641 | 673 | 720 | 792 |
| W331524 | 627 | 659 | 692 | 740 | 814 |
| W361524 | 661 | 694 | 729 | 780 | 858 |
| W371524 | 672 | 706 | 741 | 793 | 872 |
| W391524 | 695 | 729 | 766 | 819 | 901 |

- 24″ deep cabinets must be fully supported by screws installed in a structural member in the ceiling or soffit, and into adjacent cabinets or tall panels.
- Load limit is 15 lbs. per square foot of load bearing surface.

**Custom Modifications**

| ADDTK | CBO | CCO | CD | CFNTO | CFRMO | CND | DDE | FB | FPEB | MIP | P |
|---|---|---|---|---|---|---|---|---|---|---|---|
| • | | • | • | • | • | | • | • | • | • | |

**Construction Upgrades**

| APC | PE |
|---|---|
| • | • |

**Door Options**

| CG | CG.B | CG.T | CM | CM.B | CM.T | MFO |
|---|---|---|---|---|---|---|
| • | | | •[1] | | | • |

**Non Soft-close Options**

| NSCH |
|---|
| • |

[1] Not available on 37″ wide

## WALL, 18″ HIGH

12”, 15”, 18”, 21”, or 24”

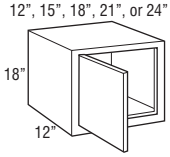


| Price Column | 1 | 2 | 3 | 4 | 5 |
|---|---|---|---|---|---|
| **W1218 L or R** | 345 | 362 | 380 | 407 | 447 |
| **W1518 L or R** | 372 | 390 | 410 | 439 | 483 |
| **W1818 L or R** | 399 | 419 | 440 | 471 | 518 |
| **W2118 L or R** | 426 | 448 | 470 | 503 | 553 |
| **W2418 L or R** | 454 | 476 | 500 | 535 | 588 |

**Custom Modifications**

| ADDTK | CBO | CCO | CD | CFNTO | CFRMO | CND | DDE | FB | FPEB | MIP | P |
|---|---|---|---|---|---|---|---|---|---|---|---|
| • | | • | • | • | • | | • | • | • | • | • |

**Construction Upgrades**

| APC | PE |
|---|---|
| • | • |

**Door Options**

| CG | CG.B | CG.T | CM | CM.B | CM.T | MFO |
|---|---|---|---|---|---|---|
| • | | | •[1] | | | • |

**Non Soft-close Options**

| NSCH |
|---|
| • |

[1] Not available on 12″ wide

## WALL, 18″ HIGH

24”, 27”, 30”, 31½”, 33”, 36”, or 37”

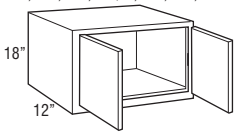


39”, 42”, 45”, or 48”

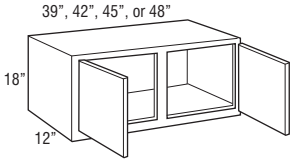


| | | | | | |
|---|---|---|---|---|---|
| **W2418** | 493 | 518 | 543 | 581 | 640 |
| **W2718** | 527 | 553 | 580 | 621 | 683 |
| **W3018** | 560 | 588 | 618 | 661 | 727 |
| **W31.518** | 577 | 606 | 636 | 681 | 749 |
| **W3318** | 594 | 623 | 655 | 700 | 770 |
| **W3618** | 627 | 659 | 692 | 740 | 814 |
| **W3718** | 639 | 670 | 704 | 753 | 829 |
| **W3918** | 661 | 694 | 729 | 780 | 858 |
| **W4218** | 695 | 729 | 766 | 819 | 901 |
| **W4518** | 728 | 765 | 803 | 859 | 945 |
| **W4818** | 762 | 800 | 840 | 899 | 988 |

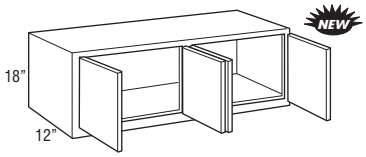


| | | | | | |
|---|---|---|---|---|---|
| **W4818-4** | 846 | 888 | 932 | 998 | 1097 |

**Custom Modifications**

| ADDTK | CBO | CCO | CD | CFNTO | CFRMO | CND | DDE | FB | FPEB | MIP | P |
|---|---|---|---|---|---|---|---|---|---|---|---|
| • | | • | • | • | • | | • | • | • | • | • |

**Construction Upgrades**

| APC | PE |
|---|---|
| • | • |

**Door Options**

| CG | CG.B | CG.T | CM | CM.B | CM.T | MFO |
|---|---|---|---|---|---|---|
| • | | | •[1] | | | • |

**Non Soft-close Options**

| NSCH |
|---|
| • |

[1] Not available on 37″ wide

## WALL TOP HINGE, 18″ HIGH

30” or 36”

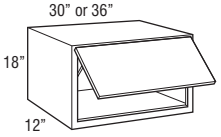


| | | | | | |
|---|---|---|---|---|---|
| **WTH3018** | 671 | 705 | 740 | 792 | 871 |
| **WTH3618** | 752 | 790 | 829 | 887 | 976 |

- 30″-36″ wide use non-standard configuration doors. See Door Style Specifications page in Door Style section for details on doors with grain pattern exceptions.
- Cabinet may utilize one or two lift mechanisms depending on door size and weight. Door lift mechanism tension can be field adjusted.
- Lift mechanisms and mounting brackets will be visible if used with transparent textured glass.
- Lift mechanism not available for order for field installation, only available factory installed.
- When textured glass is ordered for use in wall top hinge cabinets, glass design will be turned horizontally and may match desired pattern.
- Door will open a maximum of 107° due to hinges. For applications close to a ceiling, door angle can be restricted to 86° with a Hinge Angle Restriction Clip (HNGRESCLIP, see page 155).

**Custom Modifications**

| ADDTK | CBO | CCO | CD | CFNTO | CFRMO | CND | DDE | FB | FPEB | MIP | P |
|---|---|---|---|---|---|---|---|---|---|---|---|
| | | | • | | • | | • | • | • | • | |

**Construction Upgrades**

| APC | PE |
|---|---|
| • | • |

**Door Options**

| CG | CG.B | CG.T | CM | CM.B | CM.T | MFO |
|---|---|---|---|---|---|---|
| • | | | | | | • |

**Non Soft-close Options**

| NSCH |
|---|
| |

## WALL, 18″ HIGH, 24″ DEEP

30”, 31½”, 33”, 36”, or 37”

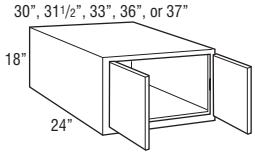


39”

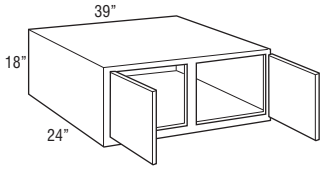


| Price Column | 1 | 2 | 3 | 4 | 5 |
|---|---|---|---|---|---|
| W301824 | 627 | 659 | 692 | 740 | 814 |
| W31.51824 | 644 | 676 | 710 | 760 | 836 |
| W331824 | 661 | 694 | 729 | 780 | 858 |
| W361824 | 695 | 729 | 766 | 819 | 901 |
| W371824 | 706 | 741 | 778 | 833 | 916 |
| W391824 | 728 | 765 | 803 | 859 | 945 |

- 24″ deep cabinets must be fully supported by screws installed in a structural member in the ceiling or soffit, and into adjacent cabinets or tall panels.
- Load limit is 15 lbs. per square foot of load bearing surface.

**Custom Modifications**

| ADDTK | CBO | CCO | CD | CFNTO | CFRMO | CND | DDE | FB | FPEB | MIP | P |
|---|---|---|---|---|---|---|---|---|---|---|---|
| • | | • | • | • | • | | • | • | • | • | |

**Construction Upgrades**

| APC | PE |
|---|---|
| • | • |

**Door Options**

| CG | CG.B | CG.T | CM | CM.B | CM.T | MFO |
|---|---|---|---|---|---|---|
| • | | | •[1] | | | • |

**Non Soft-close Options**

| NSCH |
|---|
| • |

[1] Not available on 37″ wide

## WALL, 21″ HIGH

12”, 15”, 18”, 21”, or 24”

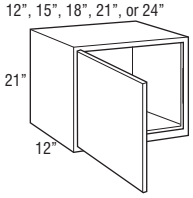


| | | | | | |
|---|---|---|---|---|---|
| W1221 L or R | 372 | 390 | 410 | 439 | 483 |
| W1521 L or R | 399 | 419 | 440 | 471 | 518 |
| W1821 L or R | 426 | 448 | 470 | 503 | 553 |
| W2121 L or R | 454 | 476 | 500 | 535 | 588 |
| W2421 L or R | 481 | 505 | 530 | 567 | 624 |

**Custom Modifications**

| ADDTK | CBO | CCO | CD | CFNTO | CFRMO | CND | DDE | FB | FPEB | MIP | P |
|---|---|---|---|---|---|---|---|---|---|---|---|
| • | | • | • | • | • | | • | • | • | • | • |

**Construction Upgrades**

| APC | PE |
|---|---|
| • | • |

**Door Options**

| CG | CG.B | CG.T | CM | CM.B | CM.T | MFO |
|---|---|---|---|---|---|---|
| • | | | •[1] | | | • |

**Non Soft-close Options**

| NSCH |
|---|
| • |

[1] Not available on 12″ wide

## WALL, 21″ HIGH

24”, 27”, 30”, 31½”, 33”, 36”, or 37”

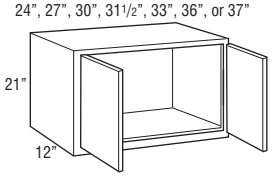


39”, 42”, 45”, or 48”

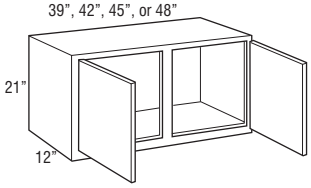


| | | | | | |
|---|---|---|---|---|---|
| W2421 | 527 | 553 | 580 | 621 | 683 |
| W2721 | 560 | 588 | 618 | 661 | 727 |
| W3021 | 594 | 623 | 655 | 700 | 770 |
| W31.521 | 611 | 641 | 673 | 720 | 792 |
| W3321 | 627 | 659 | 692 | 740 | 814 |
| W3621 | 661 | 694 | 729 | 780 | 858 |
| W3721 | 672 | 706 | 741 | 793 | 872 |
| W3921 | 695 | 729 | 766 | 819 | 901 |
| W4221 | 728 | 765 | 803 | 859 | 945 |
| W4521 | 762 | 800 | 840 | 899 | 988 |
| W4821 | 795 | 835 | 877 | 938 | 1032 |

**Custom Modifications**

| ADDTK | CBO | CCO | CD | CFNTO | CFRMO | CND | DDE | FB | FPEB | MIP | P |
|---|---|---|---|---|---|---|---|---|---|---|---|
| • | | • | • | • | • | | • | • | • | • | • |

**Construction Upgrades**

| APC | PE |
|---|---|
| • | • |

**Door Options**

| CG | CG.B | CG.T | CM | CM.B | CM.T | MFO |
|---|---|---|---|---|---|---|
| • | | | •[1] | | | • |

**Non Soft-close Options**

| NSCH |
|---|
| • |

[1] Not available on 37″ wide

## WALL TOP HINGE, 21″ HIGH

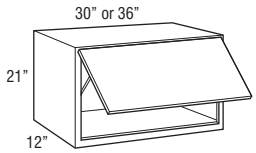


| Price Column | 1 | 2 | 3 | 4 | 5 |
|---|---|---|---|---|---|
| **WTH3021** | 712 | 747 | 785 | 840 | 923 |
| **WTH3621** | 792 | 832 | 873 | 935 | 1028 |

- 30″-36″ wide use non-standard configuration doors. See Door Style Specifications page in Door Style section for details on doors with grain pattern exceptions.
- Lid stay hinge will be installed on the left side of the cabinet.
- Cabinet may utilize one or two lift mechanisms depending on door size and weight. Door lift mechanism tension can be field adjusted.
- Lift mechanisms and mounting brackets will be visible if used with transparent textured glass.
- Lift mechanism not available for order for field installation, only available factory installed.
- When textured glass is ordered for use in wall top hinge cabinets, glass design will be turned horizontally and may match desired pattern.
- Door will open a maximum of 107° due to hinges. For applications close to a ceiling, door angle can be restricted to 86° with a Hinge Angle Restriction Clip (HNGRESCLIP, see page 155).

**Custom Modifications**

| ADDTK | CBO | CCO | CD | CFNTO | CFRMO | CND | DDE | FB | FPEB | MIP | P |
|---|---|---|---|---|---|---|---|---|---|---|---|
| | | | • | | • | | • | • | • | • | |

**Construction Upgrades**

| APC | PE |
|---|---|
| • | • |

**Door Options**

| CG | CG.B | CG.T | CM | CM.B | CM.T | MFO |
|---|---|---|---|---|---|---|
| • | | | | | | • |

**Non Soft-close Options**

| NSCH |
|---|
| |

## WALL, 21″ HIGH, 24″ DEEP

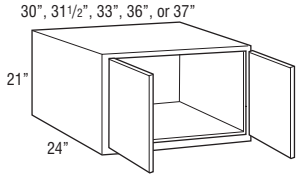


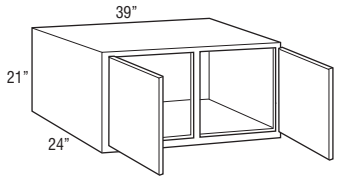


| | | | | | |
|---|---|---|---|---|---|
| **W302124** | 661 | 694 | 729 | 780 | 858 |
| **W31.52124** | 678 | 712 | 747 | 800 | 879 |
| **W332124** | 695 | 729 | 766 | 819 | 901 |
| **W362124** | 728 | 765 | 803 | 859 | 945 |
| **W372124** | 739 | 776 | 815 | 872 | 959 |
| **W392124** | 762 | 800 | 840 | 899 | 988 |

- 24″ deep cabinets must be fully supported by screws installed in a structural member in the ceiling or soffit, and into adjacent cabinets or tall panels.
- Load limit is 15 lbs. per square foot of load bearing surface.

**Custom Modifications**

| ADDTK | CBO | CCO | CD | CFNTO | CFRMO | CND | DDE | FB | FPEB | MIP | P |
|---|---|---|---|---|---|---|---|---|---|---|---|
| • | | • | • | • | • | | • | • | • | • | |

**Construction Upgrades**

| APC | PE |
|---|---|
| • | • |

**Door Options**

| CG | CG.B | CG.T | CM | CM.B | CM.T | MFO |
|---|---|---|---|---|---|---|
| • | | | •[1] | | | • |

**Non Soft-close Options**

| NSCH |
|---|
| • |

[1] Not available on 37″ wide

## WALL, 24″ HIGH

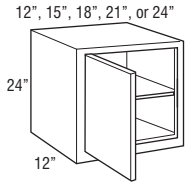


| | | | | | |
|---|---|---|---|---|---|
| **W1224 L or R** | 399 | 419 | 440 | 471 | 518 |
| **W1524 L or R** | 426 | 448 | 470 | 503 | 553 |
| **W1824 L or R** | 454 | 476 | 500 | 535 | 588 |
| **W2124 L or R** | 481 | 505 | 530 | 567 | 624 |
| **W2424 L or R** | 508 | 533 | 560 | 599 | 659 |

**Custom Modifications**

| ADDTK | CBO | CCO | CD | CFNTO | CFRMO | CND | DDE | FB | FPEB | MIP | P |
|---|---|---|---|---|---|---|---|---|---|---|---|
| • | • | • | • | • | • | | • | • | • | • | • |

**Construction Upgrades**

| APC | PE |
|---|---|
| • | • |

**Door Options**

| CG | CG.B | CG.T | CM | CM.B | CM.T | MFO |
|---|---|---|---|---|---|---|
| • | | | •[1] | | | • |

**Non Soft-close Options**

| NSCH |
|---|
| • |

[1] Not available on 12″ wide

## WALL, 24″ HIGH

24”, 27”, 30”, 31½”, 33”, 36”, or 37”

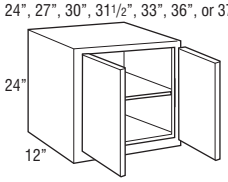


39”, 42”, 45”, or 48”

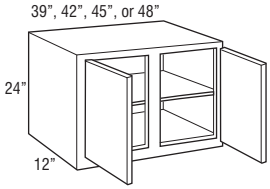


| Price Column | 1 | 2 | 3 | 4 | 5 |
|---|---|---|---|---|---|
| **W2424** | 560 | 588 | 618 | 661 | 727 |
| **W2724** | 594 | 623 | 655 | 700 | 770 |
| **W3024** | 627 | 659 | 692 | 740 | 814 |
| **W31.524** | 644 | 676 | 710 | 760 | 836 |
| **W3324** | 661 | 694 | 729 | 780 | 858 |
| **W3624** | 695 | 729 | 766 | 819 | 901 |
| **W3724** | 706 | 741 | 778 | 833 | 916 |
| **W3924** | 728 | 765 | 803 | 859 | 945 |
| **W4224** | 762 | 800 | 840 | 899 | 988 |
| **W4524** | 795 | 835 | 877 | 938 | 1032 |
| **W4824** | 829 | 870 | 914 | 978 | 1076 |

**Custom Modifications**

| ADDTK | CBO | CCO | CD | CFNTO | CFRMO | CND | DDE | FB | FPEB | MIP | P |
|---|---|---|---|---|---|---|---|---|---|---|---|
| • | • | • | • | • | • | | • | • | • | • | • |

**Construction Upgrades**

| APC | PE |
|---|---|
| • | • |

**Door Options**

| CG | CG.B | CG.T | CM | CM.B | CM.T | MFO |
|---|---|---|---|---|---|---|
| • | | | •[1] | | | • |

**Non Soft-close Options**

| NSCH |
|---|
| • |

[1] Not available on 37″ wide

## WALL, 24″ HIGH, 24″ DEEP

30”, 31½”, 33”, 36”, or 37”

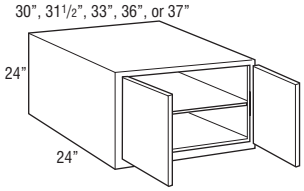


39”

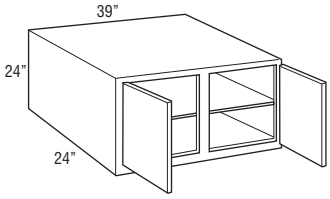


| | | | | | |
|---|---|---|---|---|---|
| **W302424** | 695 | 729 | 766 | 819 | 901 |
| **W31.52424** | 711 | 747 | 784 | 839 | 923 |
| **W332424** | 728 | 765 | 803 | 859 | 945 |
| **W362424** | 762 | 800 | 840 | 899 | 988 |
| **W372424** | 773 | 812 | 852 | 912 | 1003 |
| **W392424** | 795 | 835 | 877 | 938 | 1032 |

- 24″ deep cabinets must be fully supported by screws installed in a structural member in the ceiling or soffit, and into adjacent cabinets or tall panels.
- Shelf is 21″ deep on W392424 to allow for the shelf to be removed from the cabinet.
- Load limit is 15 lbs. per square foot of load bearing surface.

**Custom Modifications**

| ADDTK | CBO | CCO | CD | CFNTO | CFRMO | CND | DDE | FB | FPEB | MIP | P |
|---|---|---|---|---|---|---|---|---|---|---|---|
| • | • | • | • | • | • | | • | • | • | • | |

**Construction Upgrades**

| APC | PE |
|---|---|
| • | • |

**Door Options**

| CG | CG.B | CG.T | CM | CM.B | CM.T | MFO |
|---|---|---|---|---|---|---|
| • | | | •[1] | | | • |

**Non Soft-close Options**

| NSCH |
|---|
| • |

[1] Not available on 37″ wide

## WALL, 27″ HIGH

12”, 15”, 18”, 21”, or 24”

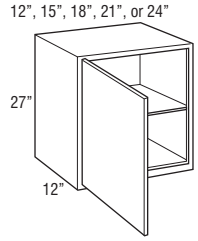


| | | | | | |
|---|---|---|---|---|---|
| **W1227 L or R** | 426 | 448 | 470 | 503 | 553 |
| **W1527 L or R** | 454 | 476 | 500 | 535 | 588 |
| **W1827 L or R** | 481 | 505 | 530 | 567 | 624 |
| **W2127 L or R** | 508 | 533 | 560 | 599 | 659 |
| **W2427 L or R** | 535 | 562 | 590 | 631 | 694 |

**Custom Modifications**

| ADDTK | CBO | CCO | CD | CFNTO | CFRMO | CND | DDE | FB | FPEB | MIP | P |
|---|---|---|---|---|---|---|---|---|---|---|---|
| • | • | • | • | • | • | | • | • | • | • | • |

**Construction Upgrades**

| APC | PE |
|---|---|
| • | • |

**Door Options**

| CG | CG.B | CG.T | CM | CM.B | CM.T | MFO |
|---|---|---|---|---|---|---|
| • | | | •[1] | | | • |

**Non Soft-close Options**

| NSCH |
|---|
| • |

[1] Not available on 12″ wide

## WALL, 27″ HIGH

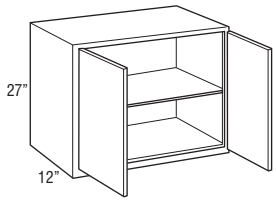





| Price Column | 1 | 2 | 3 | 4 | 5 |
|---|---|---|---|---|---|
| **W2427** | 594 | 623 | 655 | 700 | 770 |
| **W2727** | 627 | 659 | 692 | 740 | 814 |
| **W3027** | 661 | 694 | 729 | 780 | 858 |
| **W3327** | 695 | 729 | 766 | 819 | 901 |
| **W3627** | 728 | 765 | 803 | 859 | 945 |
| **W3727** | 739 | 776 | 815 | 872 | 959 |
| **W3927** | 762 | 800 | 840 | 899 | 988 |
| **W4227** | 795 | 835 | 877 | 938 | 1032 |
| **W4527** | 829 | 870 | 914 | 978 | 1076 |
| **W4827** | 863 | 906 | 951 | 1018 | 1119 |

**Custom Modifications**

| ADDTK | CBO | CCO | CD | CFNTO | CFRMO | CND | DDE | FB | FPEB | MIP | P |
|---|---|---|---|---|---|---|---|---|---|---|---|
| • | • | • | • | • | • | | • | • | • | • | • |

**Construction Upgrades**

| APC | PE |
|---|---|
| • | • |

**Door Options**

| CG | CG.B | CG.T | CM | CM.B | CM.T | MFO |
|---|---|---|---|---|---|---|
| • | | | •[1] | | | • |

**Non Soft-close Options**

| NSCH |
|---|
| • |

[1] Not available on 37″ wide

## WALL, 27″ HIGH, 24″ DEEP

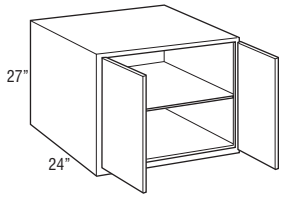


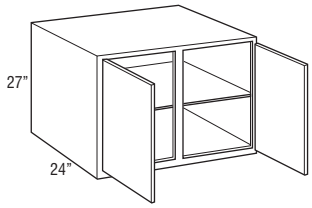


| | | | | | |
|---|---|---|---|---|---|
| **W302724** | 728 | 765 | 803 | 859 | 945 |
| **W332724** | 762 | 800 | 840 | 899 | 988 |
| **W362724** | 795 | 835 | 877 | 938 | 1032 |
| **W372724** | 807 | 847 | 889 | 952 | 1047 |
| **W392724** | 829 | 870 | 914 | 978 | 1076 |

- 24″ deep cabinets must be fully supported by screws installed in a structural member in the ceiling or soffit, and into adjacent cabinets or tall panels.
- Load limit is 15 lbs. per square foot of load bearing surface.

**Custom Modifications**

| ADDTK | CBO | CCO | CD | CFNTO | CFRMO | CND | DDE | FB | FPEB | MIP | P |
|---|---|---|---|---|---|---|---|---|---|---|---|
| • | • | • | • | • | • | | • | • | • | • | |

**Construction Upgrades**

| APC | PE |
|---|---|
| • | • |

**Door Options**

| CG | CG.B | CG.T | CM | CM.B | CM.T | MFO |
|---|---|---|---|---|---|---|
| • | | | •[1] | | | • |

**Non Soft-close Options**

| NSCH |
|---|
| • |

[1] Not available on 37″ wide

## WALL, 30″ HIGH

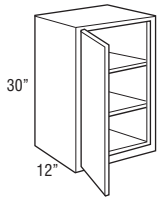


| | | | | | |
|---|---|---|---|---|---|
| **W930 L or R** | 426 | 448 | 470 | 503 | 553 |
| **W1230 L or R** | 454 | 476 | 500 | 535 | 588 |
| **W1530 L or R** | 481 | 505 | 530 | 567 | 624 |
| **W1830 L or R** | 508 | 533 | 560 | 599 | 659 |
| **W2130 L or R** | 535 | 562 | 590 | 631 | 694 |
| **W2430 L or R** | 562 | 590 | 620 | 663 | 730 |

**Custom Modifications**

| ADDTK | CBO | CCO | CD | CFNTO | CFRMO | CND | DDE | FB | FPEB | MIP | P |
|---|---|---|---|---|---|---|---|---|---|---|---|
| • | • | • | • | • | • | | • | • | • | • | • |

**Construction Upgrades**

| APC | PE |
|---|---|
| • | • |

**Door Options**

| CG | CG.B | CG.T | CM | CM.B | CM.T | MFO |
|---|---|---|---|---|---|---|
| • | | | •[1] | | | • |

**Non Soft-close Options**

| NSCH |
|---|
| • |

[1] Not available on 9″ or 12″ wide

## WALL, 30″ HIGH

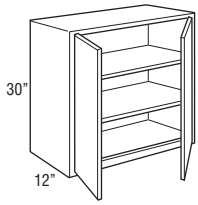


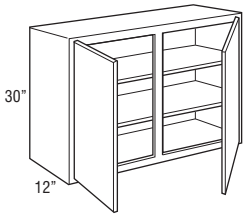


| Price Column | 1 | 2 | 3 | 4 | 5 |
|---|---|---|---|---|---|
| W2430 | 627 | 659 | 692 | 740 | 814 |
| W2730 | 661 | 694 | 729 | 780 | 858 |
| W3030 | 695 | 729 | 766 | 819 | 901 |
| W3330 | 728 | 765 | 803 | 859 | 945 |
| W3630 | 762 | 800 | 840 | 899 | 988 |
| W3930 | 795 | 835 | 877 | 938 | 1032 |
| W4230 | 829 | 870 | 914 | 978 | 1076 |
| W4530 | 863 | 906 | 951 | 1018 | 1119 |
| W4830 | 896 | 941 | 988 | 1057 | 1163 |

**Custom Modifications**

| ADDTK | CBO | CCO | CD | CFNTO | CFRMO | CND | DDE | FB | FPEB | MIP | P |
|---|---|---|---|---|---|---|---|---|---|---|---|
| • | • | • | • | • | • | | • | • | • | • | • |

**Construction Upgrades**

| APC | PE |
|---|---|
| • | • |

**Door Options**

| CG | CG.B | CG.T | CM | CM.B | CM.T | MFO |
|---|---|---|---|---|---|---|
| • | | | • | | | • |

**Non Soft-close Options**

| NSCH |
|---|
| • |

## WALL, 33″ HIGH

9”, 12”, 15”, 18”, 21”, or 24”

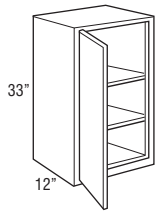


| | | | | | |
|---|---|---|---|---|---|
| W933 L or R | 454 | 476 | 500 | 535 | 588 |
| W1233 L or R | 481 | 505 | 530 | 567 | 624 |
| W1533 L or R | 508 | 533 | 560 | 599 | 659 |
| W1833 L or R | 535 | 562 | 590 | 631 | 694 |
| W2133 L or R | 562 | 590 | 620 | 663 | 730 |
| W2433 L or R | 590 | 619 | 650 | 695 | 765 |

**Custom Modifications**

| ADDTK | CBO | CCO | CD | CFNTO | CFRMO | CND | DDE | FB | FPEB | MIP | P |
|---|---|---|---|---|---|---|---|---|---|---|---|
| • | • | • | • | • | • | | • | • | • | • | • |

**Construction Upgrades**

| APC | PE |
|---|---|
| • | • |

**Door Options**

| CG | CG.B | CG.T | CM | CM.B | CM.T | MFO |
|---|---|---|---|---|---|---|
| • | | | •[1] | | | • |

**Non Soft-close Options**

| NSCH |
|---|
| • |

[1] Not available on 9″ or 12″ wide

## WALL, 33″ HIGH

24”, 27”, 30”, 33”, or 36”

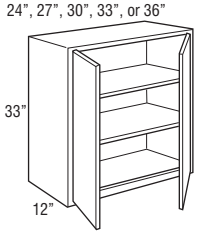


39”, 42”, 45”, or 48”

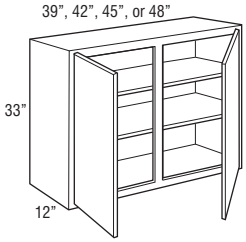


| | | | | | |
|---|---|---|---|---|---|
| W2433 | 661 | 694 | 729 | 780 | 858 |
| W2733 | 695 | 729 | 766 | 819 | 901 |
| W3033 | 728 | 765 | 803 | 859 | 945 |
| W3333 | 762 | 800 | 840 | 899 | 988 |
| W3633 | 795 | 835 | 877 | 938 | 1032 |
| W3933 | 829 | 870 | 914 | 978 | 1076 |
| W4233 | 863 | 906 | 951 | 1018 | 1119 |
| W4533 | 896 | 941 | 988 | 1057 | 1163 |
| W4833 | 930 | 976 | 1025 | 1097 | 1207 |

**Custom Modifications**

| ADDTK | CBO | CCO | CD | CFNTO | CFRMO | CND | DDE | FB | FPEB | MIP | P |
|---|---|---|---|---|---|---|---|---|---|---|---|
| • | • | • | • | • | • | | • | • | • | • | • |

**Construction Upgrades**

| APC | PE |
|---|---|
| • | • |

**Door Options**

| CG | CG.B | CG.T | CM | CM.B | CM.T | MFO |
|---|---|---|---|---|---|---|
| • | | | • | | | • |

**Non Soft-close Options**

| NSCH |
|---|
| • |

## WALL, 36″ HIGH

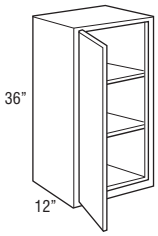


| Price Column | 1 | 2 | 3 | 4 | 5 |
|---|---|---|---|---|---|
| **W936 L or R** | 481 | 505 | 530 | 567 | 624 |
| **W1236 L or R** | 508 | 533 | 560 | 599 | 659 |
| **W1536 L or R** | 535 | 562 | 590 | 631 | 694 |
| **W1836 L or R** | 562 | 590 | 620 | 663 | 730 |
| **W2136 L or R** | 590 | 619 | 650 | 695 | 765 |
| **W2436 L or R** | 617 | 648 | 680 | 728 | 800 |

**Custom Modifications**

| ADDTK | CBO | CCO | CD | CFNTO | CFRMO | CND | DDE | FB | FPEB | MIP | P |
|---|---|---|---|---|---|---|---|---|---|---|---|
| • | • | • | • | • | • | | • | • | • | • | • |

**Construction Upgrades**

| APC | PE |
|---|---|
| • | • |

**Door Options**

| CG | CG.B | CG.T | CM | CM.B | CM.T | MFO |
|---|---|---|---|---|---|---|
| • | | | •[1] | | | • |

**Non Soft-close Options**

| NSCH |
|---|
| • |

[1] Not available on 9″ or 12″ wide

## WALL, 36″ HIGH

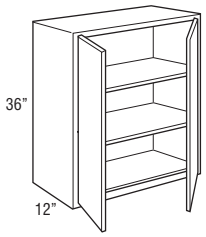


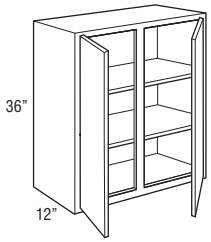


| | | | | | |
|---|---|---|---|---|---|
| **W2436** | 695 | 729 | 766 | 819 | 901 |
| **W2736** | 728 | 765 | 803 | 859 | 945 |
| **W3036** | 762 | 800 | 840 | 899 | 988 |
| **W3336** | 795 | 835 | 877 | 938 | 1032 |
| **W3636** | 829 | 870 | 914 | 978 | 1076 |
| **W3936** | 863 | 906 | 951 | 1018 | 1119 |
| **W4236** | 896 | 941 | 988 | 1057 | 1163 |
| **W4536** | 930 | 976 | 1025 | 1097 | 1207 |
| **W4836** | 963 | 1012 | 1062 | 1137 | 1250 |

**Custom Modifications**

| ADDTK | CBO | CCO | CD | CFNTO | CFRMO | CND | DDE | FB | FPEB | MIP | P |
|---|---|---|---|---|---|---|---|---|---|---|---|
| • | • | • | • | • | • | | • | • | • | • | • |

**Construction Upgrades**

| APC | PE |
|---|---|
| • | • |

**Door Options**

| CG | CG.B | CG.T | CM | CM.B | CM.T | MFO |
|---|---|---|---|---|---|---|
| • | | | • | | | • |

**Non Soft-close Options**

| NSCH |
|---|
| • |

## WALL, 39″ or 42″ HIGH

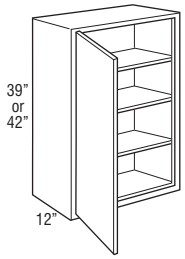


| | | | | | |
|---|---|---|---|---|---|
| **W939 L or R** | 508 | 533 | 560 | 599 | 659 |
| **W1239 L or R** | 535 | 562 | 590 | 631 | 694 |
| **W1539 L or R** | 562 | 590 | 620 | 663 | 730 |
| **W1839 L or R** | 590 | 619 | 650 | 695 | 765 |
| **W2139 L or R** | 617 | 648 | 680 | 728 | 800 |
| **W2439 L or R** | 644 | 676 | 710 | 760 | 836 |
| **W942 L or R** | 535 | 562 | 590 | 631 | 694 |
| **W1242 L or R** | 562 | 590 | 620 | 663 | 730 |
| **W1542 L or R** | 590 | 619 | 650 | 695 | 765 |
| **W1842 L or R** | 617 | 648 | 680 | 728 | 800 |
| **W2142 L or R** | 644 | 676 | 710 | 760 | 836 |
| **W2442 L or R** | 671 | 705 | 740 | 792 | 871 |

**Custom Modifications**

| ADDTK | CBO | CCO | CD | CFNTO | CFRMO | CND | DDE | FB | FPEB | MIP | P |
|---|---|---|---|---|---|---|---|---|---|---|---|
| • | • | • | • | • | • | | • | • | • | • | • |

**Construction Upgrades**

| APC | PE |
|---|---|
| • | • |

**Door Options**

| CG | CG.B | CG.T | CM | CM.B | CM.T | MFO |
|---|---|---|---|---|---|---|
| • | | | •[1] | | | • |

**Non Soft-close Options**

| NSCH |
|---|
| • |

[1] Not available on 9″ or 12″ wide

## WALL, 39″ or 42″ HIGH

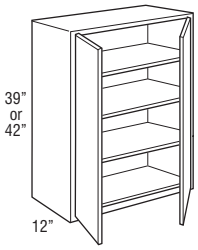


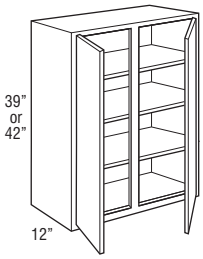


| Price Column | 1 | 2 | 3 | 4 | 5 |
|---|---|---|---|---|---|
| **W2439** | 728 | 765 | 803 | 859 | 945 |
| **W2739** | 762 | 800 | 840 | 899 | 988 |
| **W3039** | 795 | 835 | 877 | 938 | 1032 |
| **W3339** | 829 | 870 | 914 | 978 | 1076 |
| **W3639** | 863 | 906 | 951 | 1018 | 1119 |
| **W2442** | 762 | 800 | 840 | 899 | 988 |
| **W2742** | 795 | 835 | 877 | 938 | 1032 |
| **W3042** | 829 | 870 | 914 | 978 | 1076 |
| **W3342** | 863 | 906 | 951 | 1018 | 1119 |
| **W3642** | 896 | 941 | 988 | 1057 | 1163 |
| **W3939** | 896 | 941 | 988 | 1057 | 1163 |
| **W4239** | 930 | 976 | 1025 | 1097 | 1207 |
| **W4539** | 963 | 1012 | 1062 | 1137 | 1250 |
| **W4839** | 997 | 1047 | 1099 | 1176 | 1294 |
| **W3942** | 930 | 976 | 1025 | 1097 | 1207 |
| **W4242** | 963 | 1012 | 1062 | 1137 | 1250 |
| **W4542** | 997 | 1047 | 1099 | 1176 | 1294 |
| **W4842** | 1031 | 1082 | 1136 | 1216 | 1337 |

**Custom Modifications**

| ADDTK | CBO | CCO | CD | CFNTO | CFRMO | CND | DDE | FB | FPEB | MIP | P |
|---|---|---|---|---|---|---|---|---|---|---|---|
| • | • | • | • | • | • | | • | • | • | • | •[1] |

**Construction Upgrades**

| APC | PE |
|---|---|
| • | • |

**Door Options**

| CG | CG.B | CG.T | CM | CM.B | CM.T | MFO |
|---|---|---|---|---|---|---|
| • | | | • | | | • |

**Non Soft-close Options**

| NSCH |
|---|
| • |

[1] Not available on 48″ wide.

## WALL STACKED

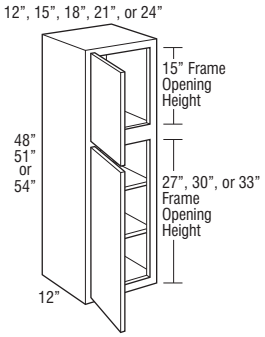


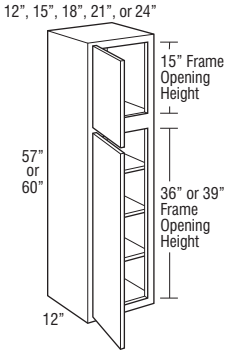


| Price Column | 1 | 2 | 3 | 4 | 5 |
|---|---|---|---|---|---|
| **WST1248 L or R** | 924 | 970 | 1019 | 1090 | 1199 |
| **WST1548 L or R** | 997 | 1047 | 1099 | 1176 | 1294 |
| **WST1848 L or R** | 1070 | 1123 | 1179 | 1262 | 1388 |
| **WST2148 L or R** | 1143 | 1200 | 1260 | 1348 | 1483 |
| **WST2448 L or R** | 1216 | 1276 | 1340 | 1434 | 1577 |
| **WST1251 L or R** | 997 | 1047 | 1099 | 1176 | 1294 |
| **WST1551 L or R** | 1070 | 1123 | 1179 | 1262 | 1388 |
| **WST1851 L or R** | 1143 | 1200 | 1260 | 1348 | 1483 |
| **WST2151 L or R** | 1216 | 1276 | 1340 | 1434 | 1577 |
| **WST2451 L or R** | 1289 | 1353 | 1421 | 1520 | 1672 |
| **WST1254 L or R** | 1070 | 1123 | 1179 | 1262 | 1388 |
| **WST1554 L or R** | 1143 | 1200 | 1260 | 1348 | 1483 |
| **WST1854 L or R** | 1216 | 1276 | 1340 | 1434 | 1577 |
| **WST2154 L or R** | 1289 | 1353 | 1421 | 1520 | 1672 |
| **WST2454 L or R** | 1362 | 1430 | 1501 | 1606 | 1767 |
| | | | | | |
| **WST1257 L or R** | 1143 | 1200 | 1260 | 1348 | 1483 |
| **WST1557 L or R** | 1216 | 1276 | 1340 | 1434 | 1577 |
| **WST1857 L or R** | 1289 | 1353 | 1421 | 1520 | 1672 |
| **WST2157 L or R** | 1362 | 1430 | 1501 | 1606 | 1767 |
| **WST2457 L or R** | 1435 | 1506 | 1582 | 1692 | 1861 |
| **WST1260 L or R** | 1216 | 1276 | 1340 | 1434 | 1577 |
| **WST1560 L or R** | 1289 | 1353 | 1421 | 1520 | 1672 |
| **WST1860 L or R** | 1362 | 1430 | 1501 | 1606 | 1767 |
| **WST2160 L or R** | 1435 | 1506 | 1582 | 1692 | 1861 |
| **WST2460 L or R** | 1507 | 1583 | 1662 | 1778 | 1956 |

**Custom Modifications**

| ADDTK | CBO | CCO | CD | CFNTO | CFRMO | CND | DDE | FB | FPEB | MIP | P |
|---|---|---|---|---|---|---|---|---|---|---|---|
| | • | • | • | • | • | | • | • | • | • | • |

**Construction Upgrades**

| APC | PE |
|---|---|
| • | • |

**Door Options**

| CG | CG.B | CG.T | CM | CM.B | CM.T | MFO |
|---|---|---|---|---|---|---|
| | • | • | | •[1] | •[1] | • |

**Non Soft-close Options**

| NSCH |
|---|
| • |

[1] Not available on 12″ wide

## WALL STACKED

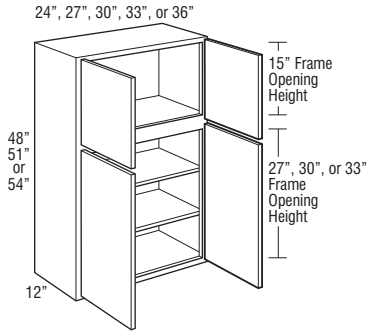


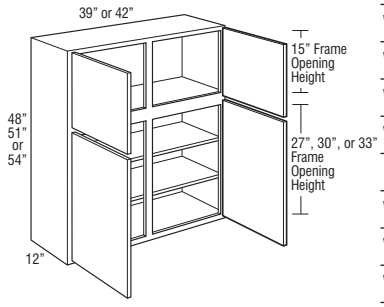


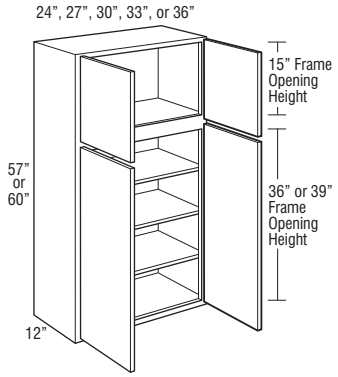


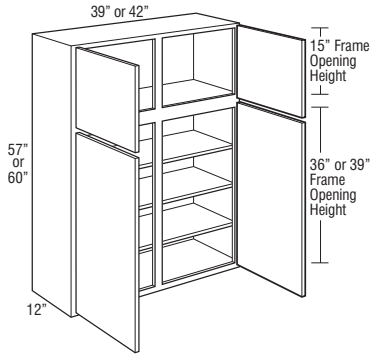


| Price Column | 1 | 2 | 3 | 4 | 5 |
|---|---|---|---|---|---|
| **WST2448** | 1326 | 1392 | 1462 | 1564 | 1721 |
| **WST2748** | 1417 | 1487 | 1562 | 1671 | 1838 |
| **WST3048** | 1507 | 1582 | 1661 | 1778 | 1955 |
| **WST3348** | 1597 | 1677 | 1761 | 1884 | 2073 |
| **WST3648** | 1688 | 1772 | 1861 | 1991 | 2190 |
| **WST2451** | 1417 | 1487 | 1562 | 1671 | 1838 |
| **WST2751** | 1507 | 1582 | 1661 | 1778 | 1955 |
| **WST3051** | 1597 | 1677 | 1761 | 1884 | 2073 |
| **WST3351** | 1688 | 1772 | 1861 | 1991 | 2190 |
| **WST3651** | 1778 | 1867 | 1960 | 2098 | 2307 |
| **WST2454** | 1507 | 1582 | 1661 | 1778 | 1955 |
| **WST2754** | 1597 | 1677 | 1761 | 1884 | 2073 |
| **WST3054** | 1688 | 1772 | 1861 | 1991 | 2190 |
| **WST3354** | 1778 | 1867 | 1960 | 2098 | 2307 |
| **WST3654** | 1869 | 1962 | 2060 | 2204 | 2425 |
| **WST3948** | 1778 | 1867 | 1960 | 2098 | 2307 |
| **WST4248** | 1869 | 1962 | 2060 | 2204 | 2425 |
| **WST3951** | 1869 | 1962 | 2060 | 2204 | 2425 |
| **WST4251** | 1959 | 2057 | 2160 | 2311 | 2542 |
| **WST3954** | 1959 | 2057 | 2160 | 2311 | 2542 |
| **WST4254** | 2049 | 2152 | 2260 | 2418 | 2659 |
| **WST2457** | 1597 | 1677 | 1761 | 1884 | 2073 |
| **WST2757** | 1688 | 1772 | 1861 | 1991 | 2190 |
| **WST3057** | 1778 | 1867 | 1960 | 2098 | 2307 |
| **WST3357** | 1869 | 1962 | 2060 | 2204 | 2425 |
| **WST3657** | 1959 | 2057 | 2160 | 2311 | 2542 |
| **WST2460** | 1688 | 1772 | 1861 | 1991 | 2190 |
| **WST2760** | 1778 | 1867 | 1960 | 2098 | 2307 |
| **WST3060** | 1869 | 1962 | 2060 | 2204 | 2425 |
| **WST3360** | 1959 | 2057 | 2160 | 2311 | 2542 |
| **WST3660** | 2049 | 2152 | 2260 | 2418 | 2659 |
| **WST3957** | 2049 | 2152 | 2260 | 2418 | 2659 |
| **WST4257** | 2140 | 2247 | 2359 | 2524 | 2777 |
| **WST3960** | 2140 | 2247 | 2359 | 2524 | 2777 |
| **WST4260** | 2230 | 2342 | 2459 | 2631 | 2894 |

**Custom Modifications**

| ADDTK | CBO | CCO | CD | CFNTO | CFRMO | CND | DDE | FB | FPEB | MIP | P |
|---|---|---|---|---|---|---|---|---|---|---|---|
| | • | • | • | • | • | | • | • | • | • | •[1] |

**Construction Upgrades**

| APC | PE |
|---|---|
| • | • |

**Door Options**

| CG | CG.B | CG.T | CM | CM.B | CM.T | MFO |
|---|---|---|---|---|---|---|
| | • | • | | • | • | • |

**Non Soft-close Options**

| NSCH |
|---|
| • |

[1] Not available on 39″ or 42″ wide

## WALL THREE DRAWER

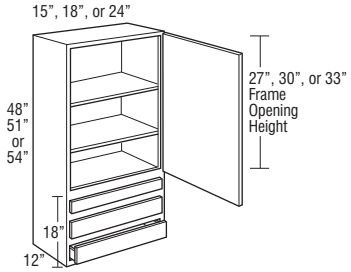


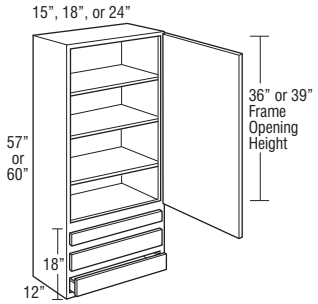


| Price Column | 1 | 2 | 3 | 4 | 5 |
|---|---|---|---|---|---|
| **W3D1548 L or R** | 1001 | 1051 | 1104 | 1181 | 1299 |
| **W3D1848 L or R** | 1074 | 1128 | 1184 | 1267 | 1394 |
| **W3D2448 L or R** | 1221 | 1282 | 1346 | 1440 | 1584 |
| **W3D1551 L or R** | 1074 | 1128 | 1184 | 1267 | 1394 |
| **W3D1851 L or R** | 1147 | 1205 | 1265 | 1354 | 1489 |
| **W3D2451 L or R** | 1294 | 1359 | 1427 | 1526 | 1679 |
| **W3D1554 L or R** | 1147 | 1205 | 1265 | 1354 | 1489 |
| **W3D1854 L or R** | 1221 | 1282 | 1346 | 1440 | 1584 |
| **W3D2454 L or R** | 1367 | 1436 | 1507 | 1613 | 1774 |
| **W3D1557 L or R** | 1221 | 1282 | 1346 | 1440 | 1584 |
| **W3D1857 L or R** | 1294 | 1359 | 1427 | 1526 | 1679 |
| **W3D2457 L or R** | 1440 | 1512 | 1588 | 1699 | 1869 |
| **W3D1560 L or R** | 1294 | 1359 | 1427 | 1526 | 1679 |
| **W3D1860 L or R** | 1367 | 1436 | 1507 | 1613 | 1774 |
| **W3D2460 L or R** | 1514 | 1589 | 1669 | 1786 | 1964 |

- Includes one shallow depth drawer and two standard drawers.
- Top drawer front will be slab for all styles. Slab drawer fronts on certain styles will be painted hardwood. See Door Style section for exceptions.
- Drawer front to face frame reveal is justified to the top to be consistent with both full and partial overlay. Bottom reveal is 7/8″ for full overlay and 1″ for partial overlay.

**Custom Modifications**

| ADDTK | CBO | CCO | CD | CFNTO | CFRMO | CND | DDE | FB | FPEB | MIP | P |
|---|---|---|---|---|---|---|---|---|---|---|---|
| | • | • | • | | • | • | • | • | • | • | |

**Construction Upgrades**

| APC | PE |
|---|---|
| • | • |

**Door Options**

| CG | CG.B | CG.T | CM | CM.B | CM.T | MFO |
|---|---|---|---|---|---|---|
| • | | | • | | | • |

**Non Soft-close Options**

| NSCH |
|---|
| • |

## WALL THREE DRAWER

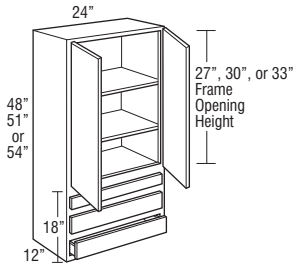


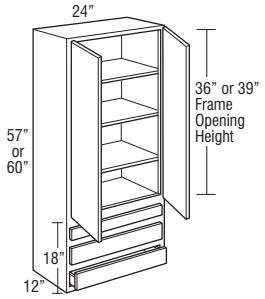


| | | | | | |
|---|---|---|---|---|---|
| **W3D2448** | 1394 | 1464 | 1537 | 1645 | 1809 |
| **W3D2451** | 1504 | 1580 | 1659 | 1775 | 1952 |
| **W3D2454** | 1615 | 1695 | 1780 | 1905 | 2095 |
| **W3D2457** | 1725 | 1811 | 1901 | 2035 | 2238 |
| **W3D2460** | 1835 | 1926 | 2023 | 2164 | 2381 |

- Includes one shallow depth drawer and two standard drawers
- Top drawer front will be slab for all styles. Slab drawer fronts on certain styles will be painted hardwood. See Door Style section for exceptions.
- Drawer front to face frame reveal is justified to the top to be consistent with both full and partial overlay. Bottom reveal is 7/8″ for full overlay and 1″ for partial overlay.

**Custom Modifications**

| ADDTK | CBO | CCO | CD | CFNTO | CFRMO | CND | DDE | FB | FPEB | MIP | P |
|---|---|---|---|---|---|---|---|---|---|---|---|
| | • | • | • | | • | • | • | • | • | • | |

**Construction Upgrades**

| APC | PE |
|---|---|
| • | • |

**Door Options**

| CG | CG.B | CG.T | CM | CM.B | CM.T | MFO |
|---|---|---|---|---|---|---|
| • | | | • | | | • |

**Non Soft-close Options**

| NSCH |
|---|
| • |

## Wall Blind Cabinets

- Wall blind cabinets may be installed flush to the wall (left) or pulled 3″ away from wall (right) to accommodate odd dimensions in a kitchen design. In either case, the adjoining run of 12″ wall cabinets plus a 3″ filler will butt against the solid-wood panel.
- When a cabinet is "pulled" it will use proportionally more wall space, for example, a 30″ wide WB pulled 2″ will use 32″ of space.
- The L or R in the cabinet's nomenclature indicates the location of cabinet void.
- Blind side of wall blind cabinets cannot be installed next to a range hood or microwave shelf unit due to door interference.

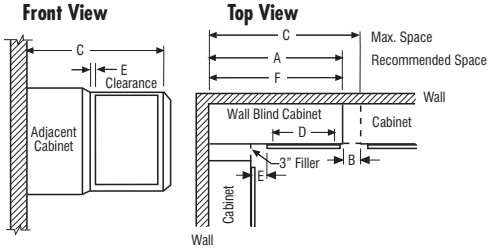


**NOTE:** All outside stiles are 1 1/2″ wide

| Model | A Recommended Space | B Max. Pull* | C Max. Space | D Face Frame Opening | E* Full Overlay At Min. | E* Full Overlay At Max. | E Partial Overlay At Min. | E Partial Overlay At Max. | F Actual Cabinet |
|---|---|---|---|---|---|---|---|---|---|
| WB24.. | 24″ | 5″ | 29″ | 7 1/2″ | 1 3/4″ | 6 3/4″ | 2 1/2″ | 7 1/2″ | 24″ |
| WB27.. | 27″ | 4 1/2″ | 31 1/2″ | 9″ | 3 1/4″ | 7 3/4″ | 4″ | 8 1/2″ | 27″ |
| WB30.. | 30″ | 5″ | 35″ | 13 1/2″ | 1 3/4″ | 6 3/4″ | 2 1/2″ | 7 1/2″ | 30″ |
| WB33.. | 33″ | 4 1/2″ | 37 1/2″ | 15″ | 3 1/4″ | 7 3/4″ | 4″ | 8 1/2″ | 33″ |
| WB36.. | 36″ | 5″ | 41″ | 19 1/2″ | 1 3/4″ | 6 3/4″ | 2 1/2″ | 7 1/2″ | 36″ |
| WB42.. | 42″ | 4 1/2″ | 46 1/2″ | 24″ | 3 1/4″ | 7 3/4″ | 4″ | 8 1/2″ | 42″ |
| WB48.. | 48″ | 4 1/2″ | 52 1/2″ | 30″ | 3 1/4″ | 7 3/4″ | 4″ | 8 1/2″ | 48″ |

*Minimum/maximum space between inside edge of door and face of filler/adjoining cabinet.
If cabinet is pulled to maximum stated dimension, filler will need to be cleated for proper attachment.

### WALL BLIND, 30″ HIGH

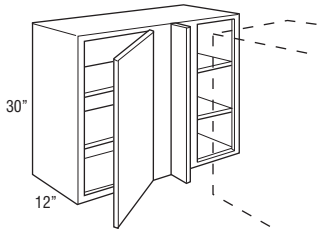


| Price Column | 1 | 2 | 3 | 4 | 5 |
|---|---|---|---|---|---|
| **WB2430 L or R** | 511 | 537 | 563 | 603 | 663 |
| **WB2730 L or R** | 559 | 587 | 616 | 659 | 725 |
| **WB3030 L or R** | 607 | 637 | 669 | 716 | 787 |
| **WB3330 L or R** | 655 | 687 | 722 | 772 | 849 |
| **WB3630 L or R** | 703 | 738 | 775 | 829 | 912 |

- Includes one 3″ filler, shipped unattached.
- L or R indicates void. R (right) void shown.

**Custom Modifications**

| ADDTK | CBO | CCO | CD | CFNTO | CFRMO | CND | DDE | FB | FPEB | MIP | P |
|---|---|---|---|---|---|---|---|---|---|---|---|
| • | • | • | • | • | • | | • | • | • | • | |

**Construction Upgrades**

| APC | PE |
|---|---|
| • | • |

**Door Options**

| CG | CG.B | CG.T | CM | CM.B | CM.T | MFO |
|---|---|---|---|---|---|---|
| | | | | | | • |

**Non Soft-close Options**

| NSCH |
|---|
| • |

### WALL BLIND, 30″ HIGH

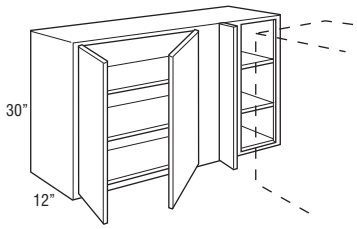


| | | | | | |
|---|---|---|---|---|---|
| **WB4230 L or R** | 817 | 857 | 900 | 963 | 1060 |
| **WB4830 L or R** | 915 | 960 | 1008 | 1079 | 1187 |

- Includes one 3″ filler, shipped unattached.
- L or R indicates void. R (right) void shown.

**Custom Modifications**

| ADDTK | CBO | CCO | CD | CFNTO | CFRMO | CND | DDE | FB | FPEB | MIP | P |
|---|---|---|---|---|---|---|---|---|---|---|---|
| • | • | • | • | • | • | | • | • | • | • | |

**Construction Upgrades**

| APC | PE |
|---|---|
| • | • |

**Door Options**

| CG | CG.B | CG.T | CM | CM.B | CM.T | MFO |
|---|---|---|---|---|---|---|
| | | | | | | • |

**Non Soft-close Options**

| NSCH |
|---|
| • |

### WALL BLIND, 33″ HIGH

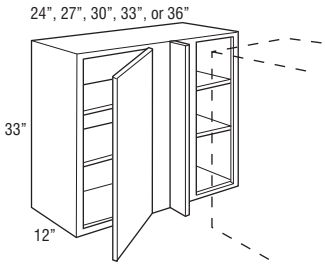


| | | | | | |
|---|---|---|---|---|---|
| **WB2433 L or R** | 559 | 587 | 616 | 659 | 725 |
| **WB2733 L or R** | 607 | 637 | 669 | 716 | 787 |
| **WB3033 L or R** | 655 | 687 | 722 | 772 | 849 |
| **WB3333 L or R** | 703 | 738 | 775 | 829 | 912 |
| **WB3633 L or R** | 750 | 788 | 827 | 885 | 974 |

- Includes one 3″ filler, shipped unattached.
- L or R indicates void. R (right) void shown.

**Custom Modifications**

| ADDTK | CBO | CCO | CD | CFNTO | CFRMO | CND | DDE | FB | FPEB | MIP | P |
|---|---|---|---|---|---|---|---|---|---|---|---|
| • | • | • | • | • | • | | • | • | • | • | |

**Construction Upgrades**

| APC | PE |
|---|---|
| • | • |

**Door Options**

| CG | CG.B | CG.T | CM | CM.B | CM.T | MFO |
|---|---|---|---|---|---|---|
| | | | | | | • |

**Non Soft-close Options**

| NSCH |
|---|
| • |

## WALL BLIND, 36″ HIGH

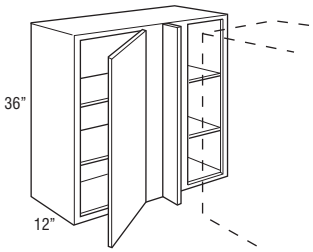


| Price Column | 1 | 2 | 3 | 4 | 5 |
|---|---|---|---|---|---|
| WB2436 L or R | 607 | 637 | 669 | 716 | 787 |
| WB2736 L or R | 655 | 687 | 722 | 772 | 849 |
| WB3036 L or R | 703 | 738 | 775 | 829 | 912 |
| WB3336 L or R | 750 | 788 | 827 | 885 | 974 |
| WB3636 L or R | 798 | 838 | 880 | 942 | 1036 |

- Includes one 3″ filler, shipped unattached.
- L or R indicates void. R (right) void shown.

**Custom Modifications**

| ADDTK | CBO | CCO | CD | CFNTO | CFRMO | CND | DDE | FB | FPEB | MIP | P |
|---|---|---|---|---|---|---|---|---|---|---|---|
| • | • | • | • | • | • | | • | • | • | • | |

**Construction Upgrades**

| APC | PE |
|---|---|
| • | • |

**Door Options**

| CG | CG.B | CG.T | CM | CM.B | CM.T | MFO |
|---|---|---|---|---|---|---|
| | | | | | | • |

**Non Soft-close Options**

| NSCH |
|---|
| • |

## WALL BLIND, 39″ or 42″ HIGH

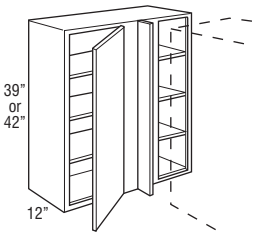


| | | | | | |
|---|---|---|---|---|---|
| WB2439 L or R | 655 | 687 | 722 | 772 | 849 |
| WB2739 L or R | 703 | 738 | 775 | 829 | 912 |
| WB3039 L or R | 750 | 788 | 827 | 885 | 974 |
| WB3339 L or R | 798 | 838 | 880 | 942 | 1036 |
| WB3639 L or R | 846 | 889 | 933 | 998 | 1098 |
| WB2442 L or R | 703 | 738 | 775 | 829 | 912 |
| WB2742 L or R | 750 | 788 | 827 | 885 | 974 |
| WB3042 L or R | 798 | 838 | 880 | 942 | 1036 |
| WB3342 L or R | 846 | 889 | 933 | 998 | 1098 |
| WB3642 L or R | 894 | 939 | 986 | 1055 | 1160 |

- Includes one 3″ filler, shipped unattached.
- L or R indicates void. R (right) void shown.

**Custom Modifications**

| ADDTK | CBO | CCO | CD | CFNTO | CFRMO | CND | DDE | FB | FPEB | MIP | P |
|---|---|---|---|---|---|---|---|---|---|---|---|
| • | • | • | • | • | • | | • | • | • | • | |

**Construction Upgrades**

| APC | PE |
|---|---|
| • | • |

**Door Options**

| CG | CG.B | CG.T | CM | CM.B | CM.T | MFO |
|---|---|---|---|---|---|---|
| | | | | | | • |

**Non Soft-close Options**

| NSCH |
|---|
| • |

## WALL DIAGONAL, 12″, 15″, or 18″ HIGH

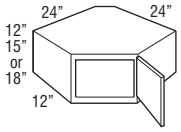


| | | | | | |
|---|---|---|---|---|---|
| WD2412 L or R | 446 | 468 | 492 | 526 | 578 |
| WD2415 L or R | 488 | 512 | 538 | 575 | 633 |
| WD2418 L or R | 529 | 556 | 584 | 625 | 687 |

- Cabinets require 24″ x 24″ of corner wall space.
- Full overlay styles use the same width doors as partial overlay styles (14 1/2″ wide) with a partial overlay hinge (HNG107PO) to allow for proper door clearance with adjacent cabinets.

**Custom Modifications**

| ADDTK | CBO | CCO | CD | CFNTO | CFRMO | CND | DDE | FB | FPEB | MIP | P |
|---|---|---|---|---|---|---|---|---|---|---|---|
| | | • | | • | • | | • | • | • | • | |

**Construction Upgrades**

| APC | PE |
|---|---|
| • | • |

**Door Options**

| CG | CG.B | CG.T | CM | CM.B | CM.T | MFO |
|---|---|---|---|---|---|---|
| • | | | •[1] | | | • |

**Non Soft-close Options**

| NSCH |
|---|
| • |

[1] Not available on DW122424 L or R

## WALL DIAGONAL, 24″ or 27″ HIGH

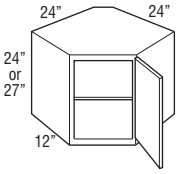


| | | | | | |
|---|---|---|---|---|---|
| WD2424 L or R | 613 | 644 | 676 | 723 | 795 |
| WD2427 L or R | 655 | 688 | 722 | 772 | 850 |

- Cabinets require 24″ x 24″ of corner wall space.
- Adjustable shelf cannot be removed/retrofitted.
- Full overlay styles use the same width doors as partial overlay styles (14 1/2″ wide) with a partial overlay hinge (HNG107PO) to allow for proper door clearance with adjacent cabinets.

**Custom Modifications**

| ADDTK | CBO | CCO | CD | CFNTO | CFRMO | CND | DDE | FB | FPEB | MIP | P |
|---|---|---|---|---|---|---|---|---|---|---|---|
| | • | | | • | • | | • | • | • | • | |

**Construction Upgrades**

| APC | PE |
|---|---|
| • | • |

**Door Options**

| CG | CG.B | CG.T | CM | CM.B | CM.T | MFO |
|---|---|---|---|---|---|---|
| • | | | • | | | • |

**Non Soft-close Options**

| NSCH |
|---|
| • |

## WALL DIAGONAL, 30″, 33″, 36″, 39″, or 42″ HIGH

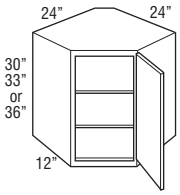


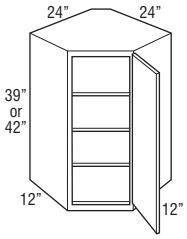


| Price Column | 1 | 2 | 3 | 4 | 5 |
|---|---|---|---|---|---|
| WD2430 L or R | 697 | 731 | 768 | 822 | 904 |
| WD2433 L or R | 738 | 775 | 814 | 871 | 958 |
| WD2436 L or R | 780 | 819 | 860 | 920 | 1012 |
| WD2439 L or R | 822 | 863 | 906 | 970 | 1067 |
| WD2442 L or R | 864 | 907 | 952 | 1019 | 1121 |

- Cabinets require 24″ x 24″ of corner wall space.
- Full overlay styles use the same width doors as partial overlay styles (14 1/2″ wide) with a partial overlay hinge (HNG107PO) to allow for proper door clearance with adjacent cabinets.

**Custom Modifications**

| ADDTK | CBO | CCO | CD | CFNTO | CFRMO | CND | DDE | FB | FPEB | MIP | P |
|---|---|---|---|---|---|---|---|---|---|---|---|
| | • | • | | • | • | | • | • | • | • | |

**Construction Upgrades**

| APC | PE |
|---|---|
| • | • |

**Door Options**

| CG | CG.B | CG.T | CM | CM.B | CM.T | MFO |
|---|---|---|---|---|---|---|
| • | | | • | | | • |

**Non Soft-close Options**

| NSCH |
|---|
| • |

## WALL DIAGONAL, 30″, 33″, 36″, 39″, or 42″ HIGH

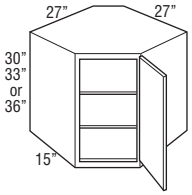


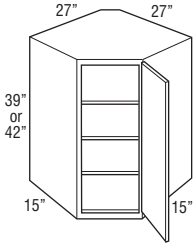


| | | | | | |
|---|---|---|---|---|---|
| WD2730 L or R | 1017 | 1068 | 1121 | 1200 | 1320 |
| WD2733 L or R | 1059 | 1112 | 1167 | 1249 | 1374 |
| WD2736 L or R | 1101 | 1156 | 1213 | 1298 | 1428 |
| WD2739 L or R | 1142 | 1200 | 1260 | 1348 | 1482 |
| WD2742 L or R | 1184 | 1243 | 1306 | 1397 | 1537 |

- Cabinets require 27″ x 27″ of corner wall space.
- Full overlay styles use the same width doors as partial overlay styles (14 1/2″ wide) with a partial overlay hinge (HNG107PO) to allow for proper door clearance with adjacent cabinets.

**Custom Modifications**

| ADDTK | CBO | CCO | CD | CFNTO | CFRMO | CND | DDE | FB | FPEB | MIP | P |
|---|---|---|---|---|---|---|---|---|---|---|---|
| | • | • | | • | • | | • | • | • | • | |

**Construction Upgrades**

| APC | PE |
|---|---|
| • | • |

**Door Options**

| CG | CG.B | CG.T | CM | CM.B | CM.T | MFO |
|---|---|---|---|---|---|---|
| • | | | • | | | • |

**Non Soft-close Options**

| NSCH |
|---|
| • |

## WALL DIAGONAL STACKED

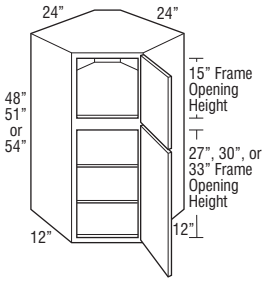


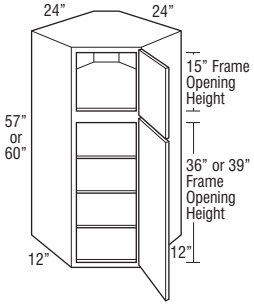


| | | | | | |
|---|---|---|---|---|---|
| WDST2448 L or R | 1456 | 1529 | 1605 | 1717 | 1889 |
| WDST2451 L or R | 1543 | 1620 | 1701 | 1820 | 2002 |
| WDST2454 L or R | 1631 | 1712 | 1798 | 1924 | 2116 |
| WDST2457 L or R | 1718 | 1804 | 1894 | 2027 | 2229 |
| WDST2460 L or R | 1805 | 1896 | 1990 | 2130 | 2342 |

- Cabinet requires 24″ x 24″ of corner wall space.
- Full overlay styles use the same width doors as partial overlay styles (14 1/2″ wide) with a partial overlay hinge (HNG107PO) to allow for proper door clearance with adjacent cabinets.

**Custom Modifications**

| ADDTK | CBO | CCO | CD | CFNTO | CFRMO | CND | DDE | FB | FPEB | MIP | P |
|---|---|---|---|---|---|---|---|---|---|---|---|
| | • | • | | • | • | | • | • | • | • | |

**Construction Upgrades**

| APC | PE |
|---|---|
| • | • |

**Door Options**

| CG | CG.B | CG.T | CM | CM.B | CM.T | MFO |
|---|---|---|---|---|---|---|
| | • | • | | • | • | • |

**Non Soft-close Options**

| NSCH |
|---|
| • |

## WALL DIAGONAL STACKED

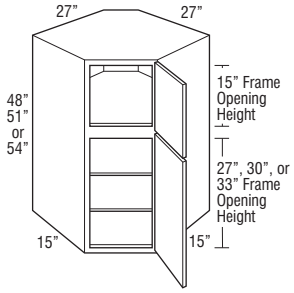


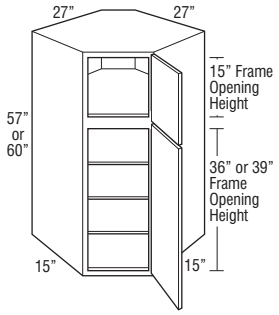


| Price Column | 1 | 2 | 3 | 4 | 5 |
|---|---|---|---|---|---|
| **WDST2748 L or R** | 2126 | 2232 | 2343 | 2507 | 2758 |
| **WDST2751 L or R** | 2213 | 2324 | 2440 | 2611 | 2871 |
| **WDST2754 L or R** | 2300 | 2415 | 2536 | 2714 | 2985 |
| **WDST2757 L or R** | 2388 | 2507 | 2632 | 2817 | 3098 |
| **WDST2760 L or R** | 2475 | 2599 | 2729 | 2920 | 3211 |

- Cabinet requires 27″ x 27″ of corner wall space.
- Full overlay styles use the same width doors as partial overlay styles (14 1/2″ wide) with a partial overlay hinge (HNG107PO) to allow for proper door clearance with adjacent cabinets.

**Custom Modifications**

| ADDTK | CBO | CCO | CD | CFNTO | CFRMO | CND | DDE | FB | FPEB | MIP | P |
|---|---|---|---|---|---|---|---|---|---|---|---|
| | • | • | | • | • | | • | • | • | • | |

**Construction Upgrades**

| APC | PE |
|---|---|
| • | • |

**Door Options**

| CG | CG.B | CG.T | CM | CM.B | CM.T | MFO |
|---|---|---|---|---|---|---|
| | • | • | | • | • | • |

**Non Soft-close Options**

| NSCH |
|---|
| • |

## WALL DIAGONAL with LAZY SUSAN, PLYWOOD

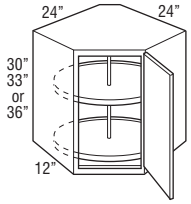


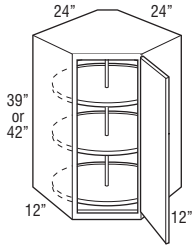


| | | | | | |
|---|---|---|---|---|---|
| **WD2430LS(L or R)PW** | 1130 | 1165 | 1201 | 1255 | 1337 |
| **WD2433LS(L or R)PW** | 1171 | 1208 | 1247 | 1304 | 1391 |
| **WD2436LS(L or R)PW** | 1213 | 1252 | 1293 | 1353 | 1445 |
| **WD2439LS(L or R)PW** | 1255 | 1296 | 1339 | 1403 | 1500 |
| **WD2442LS(L or R)PW** | 1297 | 1340 | 1386 | 1452 | 1554 |

- Cabinets require 24″ x 24″ of corner wall space.
- Plywood shelves are 18″ in overall diameter with a 17″ interior diameter and a 1" high lip.
- Full overlay styles use the same width doors as partial overlay styles (14 1/2″ wide) with a partial overlay hinge (HNG107PO) to allow for proper door clearance with adjacent cabinets.
- Shelves rotate independently.

**Custom Modifications**

| ADDTK | CBO | CCO | CD | CFNTO | CFRMO | CND | DDE | FB | FPEB | MIP | P |
|---|---|---|---|---|---|---|---|---|---|---|---|
| | • | • | | • | • | | • | • | • | • | |

**Construction Upgrades**

| APC | PE |
|---|---|
| • | • |

**Door Options**

| CG | CG.B | CG.T | CM | CM.B | CM.T | MFO |
|---|---|---|---|---|---|---|
| • | | | • | | | • |

**Non Soft-close Options**

| NSCH |
|---|
| • |

## WALL EASY REACH

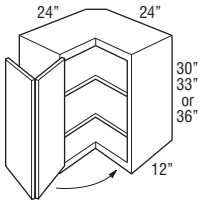


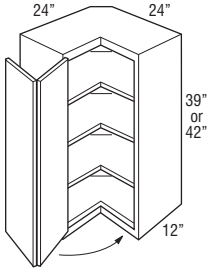


| Price Column | 1 | 2 | 3 | 4 | 5 |
|---|---|---|---|---|---|
| **WER2430 L or R** | 911 | 956 | 1004 | 1074 | 1182 |
| **WER2433 L or R** | 965 | 1014 | 1064 | 1139 | 1253 |
| **WER2436 L or R** | 1020 | 1071 | 1125 | 1203 | 1324 |
| **WER2439 L or R** | 1075 | 1128 | 1185 | 1268 | 1394 |
| **WER2442 L or R** | 1129 | 1186 | 1245 | 1332 | 1465 |

- Hinged door opens 170°.
- Requires 24″ x 24″ of corner wall space.
- Decorative hardware screws must be countersunk to prevent scratching of adjacent cabinets and face frame of WER.
- Integrated soft-close hinge not included.

**Custom Modifications**

| ADDTK | CBO | CCO | CD | CFNTO | CFRMO | DDE | CND | FB | FPEB | MIP | P |
|---|---|---|---|---|---|---|---|---|---|---|---|
| | • | • | | | | • | | • | • | • | |

**Construction Upgrades**

| APC | PE |
|---|---|
| • | • |

**Door Options**

| CG | CG.B | CG.T | CM | CM.B | CM.T | MFO |
|---|---|---|---|---|---|---|
| | | | | | | • |

**Non Soft-close Options**

| NSCH |
|---|
| STD |

## WALL EASY REACH

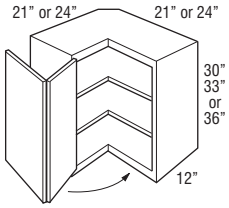


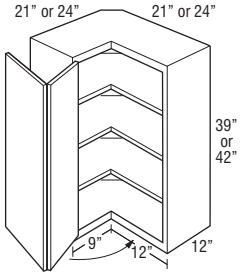


| | | | | | |
|---|---|---|---|---|---|
| **WER212430 L or R** | 883 | 928 | 974 | 1042 | 1146 |
| **WER242130 L or R** | 883 | 928 | 974 | 1042 | 1146 |
| **WER212433 L or R** | 938 | 985 | 1034 | 1107 | 1217 |
| **WER242133 L or R** | 938 | 985 | 1034 | 1107 | 1217 |
| **WER212436 L or R** | 993 | 1042 | 1094 | 1171 | 1288 |
| **WER242136 L or R** | 993 | 1042 | 1094 | 1171 | 1288 |
| **WER212439 L or R** | 1047 | 1100 | 1155 | 1236 | 1359 |
| **WER242139 L or R** | 1047 | 1100 | 1155 | 1236 | 1359 |
| **WER212442 L or R** | 1102 | 1157 | 1215 | 1300 | 1430 |
| **WER242142 L or R** | 1102 | 1157 | 1215 | 1300 | 1430 |

- Hinged door opens to 170°.
- Adjustable shelves.
- Legs at the front frames are 9″ on 21″ leg and 12″ on 24″ leg.
- Nomenclature for asymmetrical cabinets reads as follows:
  First set of numbers = left side
  Second set of numbers = right side
  Third set of numbers = height
- Decorative hardware screws must be countersunk to prevent scratching of adjacent cabinets and face frame of WER.
- WER2124 _ _ L shown.
- Integrated soft-close hinge not included.

**Custom Modifications**

| ADDTK | CBO | CCO | CD | CFNTO | CFRMO | CND | DDE | FB | FPEB | MIP | P |
|---|---|---|---|---|---|---|---|---|---|---|---|
| | • | • | | | | | • | • | • | • | |

**Construction Upgrades**

| APC | PE |
|---|---|
| • | • |

**Door Options**

| CG | CG.B | CG.T | CM | CM.B | CM.T | MFO |
|---|---|---|---|---|---|---|
| | | | | | | • |

**Non Soft-close Options**

| NSCH |
|---|
| STD |

## WALL ANGLE END

Top View

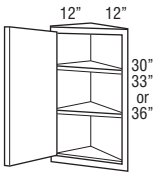


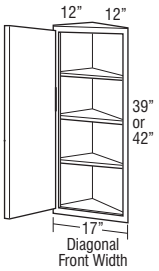


| Price Column | 1 | 2 | 3 | 4 | 5 |
|---|---|---|---|---|---|
| **WAE30 L or R** | 548 | 575 | 604 | 646 | 710 |
| **WAE33 L or R** | 580 | 609 | 640 | 685 | 753 |
| **WAE36 L or R** | 613 | 644 | 676 | 723 | 796 |
| **WAE39 L or R** | 646 | 678 | 712 | 762 | 838 |
| **WAE42 L or R** | 679 | 713 | 749 | 801 | 881 |

- Width at wall: 12″ x 12″.
- Cabinet features two unfinished back panels. Must be installed with one back panel adjacent to a cabinet of equal height with the other back panel attached to the wall.
- When ordered with CM, shelves will not align with mullions.

**Custom Modifications**

| ADDTK | CBO | CCO | CD | CFNTO | CFRMO | CND | DDE | FB | FPEB | MIP | P |
|---|---|---|---|---|---|---|---|---|---|---|---|
| | • | • | | • | • | | | | | • | |

**Construction Upgrades**

| APC | PE |
|---|---|
| • | |

**Door Options**

| CG | CG.B | CG.T | CM | CM.B | CM.T | MFO |
|---|---|---|---|---|---|---|
| • | | | • | | | • |

**Non Soft-close Options**

| NSCH |
|---|
| • |

## WALL END SHELF RADIUS with SQUARE TOP and BOTTOM

**Square Top and Bottom Panels**

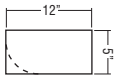


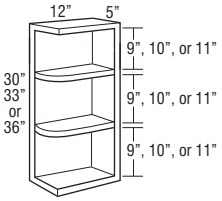


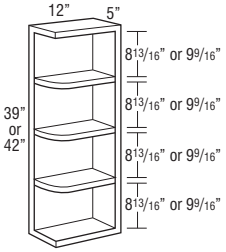


| | | | | | |
|---|---|---|---|---|---|
| **WESRSTB530** | 380 | 380 | 380 | 380 | 380 |
| **WESRSTB533** | 403 | 403 | 403 | 403 | 403 |
| **WESRSTB536** | 425 | 425 | 425 | 425 | 425 |
| **WESRSTB539** | 448 | 448 | 448 | 448 | 448 |
| **WESRSTB542** | 471 | 471 | 471 | 471 | 471 |

- Units are reversible.
- Veneer on 3/4″ furniture board core with matching interior.
- Cabinet features two unfinished back panels. Must be installed with one back panel adjacent to a cabinet of equal height with the other back panel attached to the wall.

| MODIFICATIONS |
|---|
| No modifications available for these products. |

**Construction Upgrades**

| APC | PE |
|---|---|
| • | |

## WALL MICROWAVE SHELF, 18″ HIGH

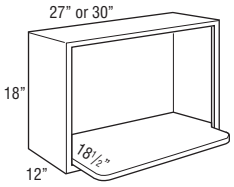


| | Opening | | Cabinet | |
|---|---|---|---|---|
| | Width | Height | Width | Height |
| WMWS2718 | 24″ | 14 1/4″ | 27″ | 18″ |
| WMWS3018 | 27″ | 14 1/4″ | 30″ | 18″ |

| | | | | | |
|---|---|---|---|---|---|
| **WMWS2718** | 651 | 651 | 651 | 651 | 651 |
| **WMWS3018** | 692 | 692 | 692 | 692 | 692 |

- Includes one 3/4″ shelf with six mounting screws. Shelf is veneer plywood. Microwave shelf extends beyond the front of the cabinet by 6 1/2″, for a total shelf depth of 18 1/2″.
- Microwave cabinet must be attached to wall stud and adjacent cabinets on both sides for support.
- When CD is ordered, shelf will not be included with cabinet.
- When placed at a different height than adjacent cabinets, FPEB modification is recommended.

**Custom Modifications**

| ADDTK | CBO | CCO | CD | CFNTO | CFRMO | CND | DDE | FB | FPEB | MIP | P |
|---|---|---|---|---|---|---|---|---|---|---|---|
| | STD | | • | | • | | | | • | STD | |

**Construction Upgrades**

| APC | PE |
|---|---|
| | |

**Door Options**

| CG | CG.B | CG.T | CM | CM.B | CM.T | MFO |
|---|---|---|---|---|---|---|
| | | | | | | |

**Non Soft-close Options**

| NSCH |
|---|
| |

## WALL MICROWAVE SHELF, 36″, 39″, or 42″ HIGH

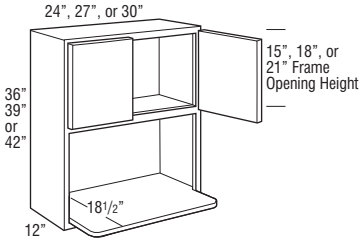


| | Price Column 1 | 2 | 3 | 4 | 5 |
|---|---|---|---|---|---|
| WMWS2436 | 1727 | 1814 | 1904 | 2038 | 2241 |
| WMWS2736 | 1831 | 1923 | 2019 | 2160 | 2376 |
| WMWS3036 | 1935 | 2031 | 2133 | 2282 | 2510 |
| WMWS2439 | 1831 | 1923 | 2019 | 2160 | 2376 |
| WMWS2739 | 1935 | 2031 | 2133 | 2282 | 2510 |
| WMWS3039 | 2038 | 2140 | 2247 | 2405 | 2645 |
| WMWS2442 | 1935 | 2031 | 2133 | 2282 | 2510 |
| WMWS2742 | 2038 | 2140 | 2247 | 2405 | 2645 |
| WMWS3042 | 2142 | 2249 | 2362 | 2527 | 2779 |

| | Opening | | Cabinet | |
|---|---|---|---|---|
| | Width | Height | Width | Height |
| WMWS2436 | 21″ | 15 3/4″ | 24″ | 36″ |
| WMWS2736 | 24″ | 15 3/4″ | 27″ | 36″ |
| WMWS3036 | 27″ | 15 3/4″ | 30″ | 36″ |
| WMWS2439 | 21″ | 15 3/4″ | 24″ | 39″ |
| WMWS2739 | 24″ | 15 3/4″ | 27″ | 39″ |
| WMWS3039 | 27″ | 15 3/4″ | 30″ | 39″ |
| WMWS2442 | 21″ | 15 3/4″ | 24″ | 42″ |
| WMWS2742 | 24″ | 15 3/4″ | 27″ | 42″ |
| WMWS3042 | 27″ | 15 3/4″ | 30″ | 42″ |

- Includes one 3/4″ shelf with six mounting screws. Shelf is veneer on furniture board core. Microwave shelf extends beyond the front of the cabinet by 6 1/2″, for a total shelf depth of 18 1/2″.
- 42″ high cabinets include one adjustable shelf in the upper section.
- Microwave cabinet must be attached to wall stud and adjacent cabinets on both sides to support.
- When ID is ordered, shelf will not be included with cabinet.
- When placed at a different height than adjacent cabinets, FPEB modification is recommended.

**Custom Modifications**

| ADDTK | CBO | CCO | CD | CFNTO | CFRMO | CND | DDE | FB | FPEB | MIP | P |
|---|---|---|---|---|---|---|---|---|---|---|---|
| | • | • | • | • | • | | | | • | STD | |

**Construction Upgrades**

| APC | PE |
|---|---|
| | |

**Door Options**

| CG | CG.B | CG.T | CM | CM.B | CM.T | MFO |
|---|---|---|---|---|---|---|
| • | | | | | | • |

**Non Soft-close Options**

| NSCH |
|---|
| • |

## WALL MICROWAVE TRIMMABLE, 21″ DEEP

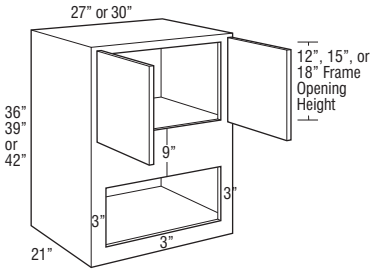


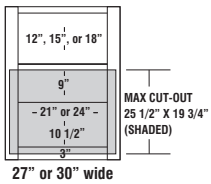


| | Price Column 1 | 2 | 3 | 4 | 5 |
|---|---|---|---|---|---|
| WMW273621T | 926 | 972 | 1021 | 1092 | 1201 |
| WMW303621T | 985 | 1034 | 1086 | 1162 | 1278 |
| WMW273921T | 985 | 1034 | 1086 | 1162 | 1278 |
| WMW303921T | 1044 | 1096 | 1151 | 1232 | 1355 |
| WMW274221T | 1044 | 1096 | 1151 | 1232 | 1355 |
| WMW304221T | 1103 | 1158 | 1216 | 1301 | 1431 |

| Model | Factory Opening | Maximum Cut-out |
|---|---|---|
| WMW273621T | 21W x 10 1/2H | 25 1/2W x 19 3/4H |
| WMW273921T | 21W x 10 1/2H | 25 1/2W x 19 3/4H |
| WMW274221T | 21W x 10 1/2H | 25 1/2W x 19 3/4H |
| WMW303621T | 24W x 10 1/2H | 28 1/2W x 19 3/4H |
| WMW303921T | 24W x 10 1/2H | 28 1/2W x 19 3/4H |
| WMW304221T | 24W x 10 1/2H | 28 1/2W x 19 3/4H |

- Uses face mount hinges, doors and drawer fronts have a consistent width reveal for full overlay (1/4″) and partial overlay (1″).
- Microwave cabinet must be attached to wall stud and adjacent cabinets on both sides for support.
- When placed at a different height than adjacent cabinet, skins or FPEB option should be applied to taller cabinets in the run for correct reveal on each side.

**Custom Modifications**

| ADDTK | CBO | CCO | CD | CFNTO | CFRMO | CND | DDE | FB | FPEB | MIP | P |
|---|---|---|---|---|---|---|---|---|---|---|---|
| | | • | • | | • | | | • | • | • | |

**Construction Upgrades**

| APC | PE |
|---|---|
| • | • |

**Door Options**

| CG | CG.B | CG.T | CM | CM.B | CM.T | MFO |
|---|---|---|---|---|---|---|
| | | | | | | • |

**Non Soft-close Options**

| NSCH |
|---|
| • |

## WALL APPLIANCE GARAGE

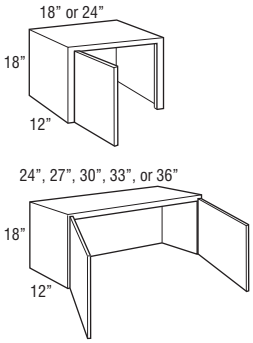


| Price Column | 1 | 2 | 3 | 4 | 5 |
|---|---|---|---|---|---|
| **WAG1818 L or R** | 479 | 503 | 528 | 565 | 622 |
| **WAG2418 L or R** | 537 | 563 | 592 | 633 | 696 |
| **WAG2418** | 547 | 574 | 603 | 645 | 710 |
| **WAG2718** | 584 | 613 | 644 | 689 | 758 |
| **WAG3018** | 621 | 653 | 685 | 733 | 806 |
| **WAG3318** | 659 | 692 | 726 | 777 | 855 |
| **WAG3618** | 696 | 731 | 767 | 821 | 903 |

- Cabinet does not have a bottom.
- Bottom edge is not trimmable.
- Standard cabinet interior, order MIP for matching interior.
- Cabinet is designed to fit beneath standard wall cabinets.

**Custom Modifications**

| ADDTK | CBO | CCO | CD | CFNTO | CFRMO | CND | DDE | FB | FPEB | MIP | P |
|---|---|---|---|---|---|---|---|---|---|---|---|
| | | • | • | • | • | | • | • | • | • | |

**Construction Upgrades**

| APC | PE |
|---|---|
| • | • |

**Door Options**

| CG | CG.B | CG.T | CM | CM.B | CM.T | MFO |
|---|---|---|---|---|---|---|
| | | | | | | • |

**Non Soft-close Options**

| NSCH |
|---|
| • |

## WALL DIAGONAL APPLIANCE GARAGE

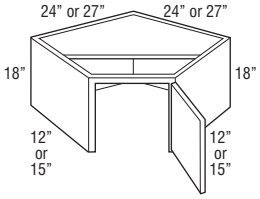


| | | | | | |
|---|---|---|---|---|---|
| **WDAG2424 L or R** | 638 | 670 | 703 | 753 | 828 |
| **WDAG2727 L or R** | 893 | 938 | 985 | 1054 | 1159 |

- WDAG2424 L or R requires 24″ x 24″ corner wall space.
- WDAG2424 L or R requires 27″ x 27″ corner wall space.
- Cabinet is designed to fit beneath Diagonal Wall Cabinets.
- Cabinet has partial top and no bottom.
- Full overlay styles use the same width doors as partial overlay styles (14 1/2″ wide) with a partial overlay hinge (HNG107PO) to allow for proper door clearance with adjacent cabinets.

**Custom Modifications**

| ADDTK | CBO | CCO | CD | CFNTO | CFRMO | CND | DDE | FB | FPEB | MIP | P |
|---|---|---|---|---|---|---|---|---|---|---|---|
| | | • | | • | • | | • | • | • | • | |

**Construction Upgrades**

| APC | PE |
|---|---|
| • | • |

**Door Options**

| CG | CG.B | CG.T | CM | CM.B | CM.T | MFO |
|---|---|---|---|---|---|---|
| | | | | | | • |

**Non Soft-close Options**

| NSCH |
|---|
| • |

## WALL BOX COLUMN PULL-OUT

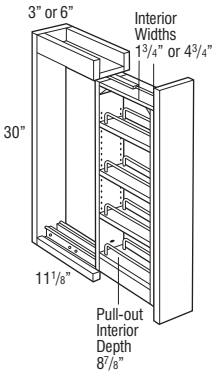


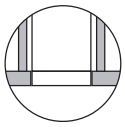

**Top View**

| | | | | | |
|---|---|---|---|---|---|
| **WBC330PO** | 974 | 974 | 974 | 974 | 974 |
| **WBC630PO** | 1033 | 1033 | 1033 | 1033 | 1033 |

- Recommend installation between two cabinets. Can be installed on the end of a run or adjacent to an appliance with a 3/4″ thick end panel.
- Install unit before removing shipping brace.
- All styles feature a natural finish full extension wood pull-out with adjustable shelves and chrome rail sides.
- In order to allow proper clearance for opening and closing, allow an additional 1/8″ space between adjacent cabinet face frames. The 3″ wide pull-outs require 3 1/8″ space and the 6″ wide pull-outs require 6 1/8″ space. Spacers are included with the pull-outs to allow for proper installation.
- Not compatible with face mount moulding.
- For full access from both sides of unit, do not install against a wall or next to deeper appliances and cabinets.
- Soft-close guide not featured.

| MODIFICATIONS |
|---|
| No modifications available for these products. |

## WALL BOX COLUMN PULL-OUT with OVERLAY

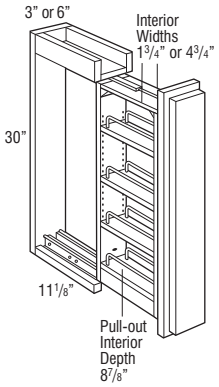


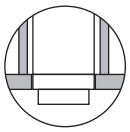

Top View

| Price Column | 1 | 2 | 3 | 4 | 5 |
|---|---|---|---|---|---|
| **WBC330POOL** | 1044 | 1044 | 1044 | 1044 | 1044 |
| **WBC630POOL** | 1106 | 1106 | 1106 | 1106 | 1106 |

- Recommend installation between two cabinets. Can be installed on the end of a run or adjacent to an appliance with a 3/4″ thick end panel.
- Install unit before removing shipping brace and attaching filler.
- Includes profiled full overlay filler, but unattached.
- Certain door style overlays will be painted hardwood. See Door Style section for exceptions.
- All styles feature a natural finish full extension wood pull-out with adjustable shelves and chrome rail sides.
- In order to allow proper clearance for opening and closing, allow an additional 1/8″ space between adjacent cabinet face frames. The 3″ wide pull-outs require 3 1/8″ space and the 6″ wide pull-outs require 6 1/8″ space. Spacers are included with the pull-outs to allow for proper installation.
- Not compatible with face mount moulding.
- For full access from both sides of unit, do not install against a wall or next to deeper appliances and cabinets.
- Soft-close guide not featured.

| MODIFICATIONS |
|---|
| No modifications available for these products. |

## WALL SPICE PULL-OUT

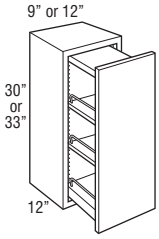


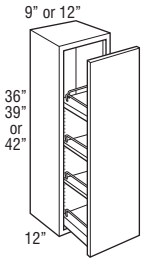


| | | | | | |
|---|---|---|---|---|---|
| **WSP930** | 1211 | 1232 | 1255 | 1288 | 1338 |
| **WSP1230** | 1239 | 1262 | 1286 | 1321 | 1374 |
| **WSP933** | 1239 | 1262 | 1286 | 1321 | 1374 |
| **WSP1233** | 1266 | 1290 | 1315 | 1352 | 1409 |
| **WSP936** | 1266 | 1290 | 1315 | 1352 | 1409 |
| **WSP1236** | 1293 | 1318 | 1345 | 1384 | 1444 |
| **WSP939** | 1293 | 1318 | 1345 | 1384 | 1444 |
| **WSP1239** | 1320 | 1347 | 1375 | 1416 | 1479 |
| **WSP942** | 1320 | 1347 | 1375 | 1416 | 1479 |
| **WSP1242** | 1347 | 1375 | 1405 | 1448 | 1514 |

- 30″ and 33″ high units include a natural finish, full extension wood pull-out with two adjustable shelves, one fixed shelf, and chrome finish rail sides.
- Wood plugs for top of 30″ and 33″ high pull-out included for field installation.
- 36″ to 42″ high units include a natural finish, full extension wood pull-out with two adjustable shelves, two fixed shelves, and chrome finish rail sides.
- Wire for top rail on 36″ to 42″ high pull-out included separately for field installation.
- Shelf dimensions for 9″ wide cabinets are 4 1/4″ wide x 9 1/2″ deep. Shelf dimensions for 12″ wide cabinets are 7 1/4″ wide x 9 1/2″ deep.
- For full access from both sides of unit, do not install against a wall or next to deeper appliances and cabinets.

**Custom Modifications**

| ADDTK | CBO | CCO | CD | CFNTO | CFRMO | CND | DDE | FB | FPEB | MIP | P |
|---|---|---|---|---|---|---|---|---|---|---|---|
| • | | • | | | • | | • | • | • | | |

**Construction Upgrades**

| APC | PE |
|---|---|
| • | • |

**Door Options**

| CG | CG.B | CG.T | CM | CM.B | CM.T | MFO |
|---|---|---|---|---|---|---|
| | | | | | | • |

**Non Soft-close Options**

| NSCH |
|---|
| |

## WALL WINE LATTICE




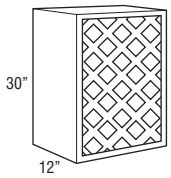


| Model | # of Bottles |
|---|---|
| WWL3018 | 11 |
| WWL3618 | 13 |
| WWL1830 | 11 |

| Price Column | 1 | 2 | 3 | 4 | 5 |
|---|---|---|---|---|---|
| **WWL3018** | 878 | 878 | 878 | 878 | 878 |
| **WWL3618** | 984 | 984 | 984 | 984 | 984 |
| **WWL1830** | 878 | 878 | 878 | 878 | 878 |

- Solid-wood lattice work.
- Wine bottle opening 4″ x 4″.

**Custom Modifications**

| ADDTK | CBO | CCO | CD | CFNTO | CFRMO | CND | DDE | FB | FPEB | MIP | P |
|---|---|---|---|---|---|---|---|---|---|---|---|
| • | | | | | • | | | | • | STD | |

**Construction Upgrades**

| APC | PE |
|---|---|
| | |

**Door Options**

| CG | CG.B | CG.T | CM | CM.B | CM.T | MFO |
|---|---|---|---|---|---|---|
| | | | | | | |

**Non Soft-close Options**

| NSCH |
|---|
| |

## WALL WINE X

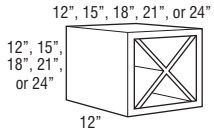


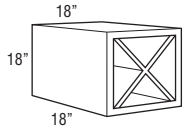


| Model | # of Bottles* |
|---|---|
| WWX1212 | 4 |
| WWX1515 | 10 |
| WWX1818 | 18 |
| WWX2121 | 24 |
| WWX2424 | 32 |
| WWX181818 | 18 |

*Standard 3 1/8" wine bottles.

| | | | | | |
|---|---|---|---|---|---|
| **WWX1212** | 539 | 539 | 539 | 539 | 539 |
| **WWX1515** | 624 | 624 | 624 | 624 | 624 |
| **WWX1818** | 709 | 709 | 709 | 709 | 709 |
| **WWX2121** | 794 | 794 | 794 | 794 | 794 |
| **WWX2424** | 879 | 879 | 879 | 879 | 879 |
| **WWX181818** | 751 | 751 | 751 | 751 | 751 |

- Must be installed between two cabinets, between a cabinet and a wall, or mounted to a horizontal surface.
- "X" shelf configuration cannot be removed.
- Reduced depth not recommended for safe wine bottle storage.

**Custom Modifications**

| ADDTK | CBO | CCO | CD | CFNTO | CFRMO | CND | DDE | FB | FPEB | MIP | P |
|---|---|---|---|---|---|---|---|---|---|---|---|
| | | •[1] | | | | | | | • | STD | |

**Construction Upgrades**

| APC | PE |
|---|---|
| | |

**Door Options**

| CG | CG.B | CG.T | CM | CM.B | CM.T | MFO |
|---|---|---|---|---|---|---|
| | | | | | | |

**Non Soft-close Options**

| NSCH |
|---|
| |

- [1]CD available 6″-9″ on 12″ deep models, CD available to 15″ on WWX181818

## WALL CUBBY HORIZONTAL

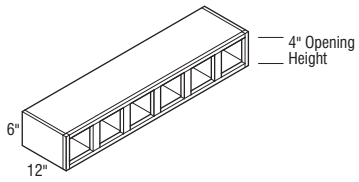


| | | | | | |
|---|---|---|---|---|---|
| **WCUBH306** (5 openings) | 847 | 847 | 847 | 847 | 847 |
| **WCUBH366** (6 openings) | 949 | 949 | 949 | 949 | 949 |
| **WCUBH426** (7 openings) | 1050 | 1050 | 1050 | 1050 | 1050 |

**Custom Modifications**

| ADDTK | CBO | CCO | CD | CFNTO | CFRMO | CND | DDE | FB | FPEB | MIP | P |
|---|---|---|---|---|---|---|---|---|---|---|---|
| | | | • | | • | | | | • | STD | |

**Construction Upgrades**

| APC | PE |
|---|---|
| • | |

**Door Options**

| CG | CG.B | CG.T | CM | CM.B | CM.T | MFO |
|---|---|---|---|---|---|---|
| | | | | | | |

**Non Soft-close Options**

| NSCH |
|---|
| |

## DESK ORGANIZER

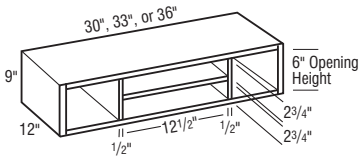


| Price Column | 1 | 2 | 3 | 4 | 5 |
|---|---|---|---|---|---|
| **DORG309** | 1206 | 1206 | 1206 | 1206 | 1206 |
| **DORG339** | 1279 | 1279 | 1279 | 1279 | 1279 |
| **DORG369** | 1351 | 1351 | 1351 | 1351 | 1351 |

**Custom Modifications**

| ADDTK | CBO | CCO | CD | CFNTO | CFRMO | CND | DDE | FB | FPEB | MIP | P |
|---|---|---|---|---|---|---|---|---|---|---|---|
| | | | • | | • | | | | • | STD | |

**Construction Upgrades**

| APC | PE |
|---|---|
| • | |

**Door Options**

| CG | CG.B | CG.T | CM | CM.B | CM.T | MFO |
|---|---|---|---|---|---|---|
| | | | | | | |

**Non Soft-close Options**

| NSCH |
|---|
| |

## WALL MESSAGE CENTER

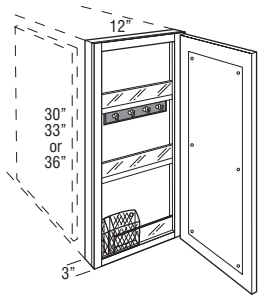


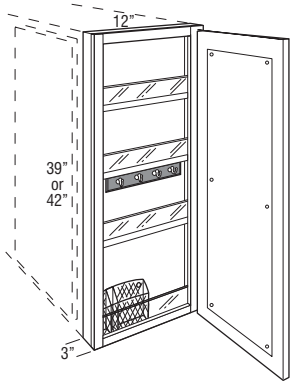


| | | | | | |
|---|---|---|---|---|---|
| **WMC30 L or R** | 1205 | 1265 | 1329 | 1422 | 1564 |
| **WMC33 L or R** | 1277 | 1341 | 1408 | 1507 | 1657 |
| **WMC36 L or R** | 1350 | 1417 | 1488 | 1592 | 1751 |
| **WMC39 L or R** | 1422 | 1493 | 1568 | 1677 | 1845 |
| **WMC42 L or R** | 1494 | 1569 | 1647 | 1763 | 1939 |

- Includes magnetic whiteboard on back of door, key hooks, pencil holder, and fixed plexi-glass fronted shelves.
- WMC30 L or R, WMC33 L or R, and WMC36 L or R have 2 fixed shelves. WMC39 L or R and WMC42 L or R.
- Not recommended for use next to a Peninsula cabinet due to the additional 1/4" cabinet depth.
- Door will open 90° without decorative hardware.
- Cabinet should be hinged on wall side.
- For proper installation, adjacent cabinet must have FPEB or 1/4" skin applied.
- Overlay fillers can be used on side of cabinet to add a decorative touch.

**Custom Modifications**

| ADDTK | CBO | CCO | CD | CFNTO | CFRMO | CND | DDE | FB | FPEB | MIP | P |
|---|---|---|---|---|---|---|---|---|---|---|---|
| | | | | | | | | | STD | • | |

**Construction Upgrades**

| APC | PE |
|---|---|
| • | |

**Door Options**

| CG | CG.B | CG.T | CM | CM.B | CM.T | MFO |
|---|---|---|---|---|---|---|
| | | | | | | • |

**Non Soft-close Options**

| NSCH |
|---|
| • |

## WOOD HOOD ARTISAN SQUARE, 46″ HIGH

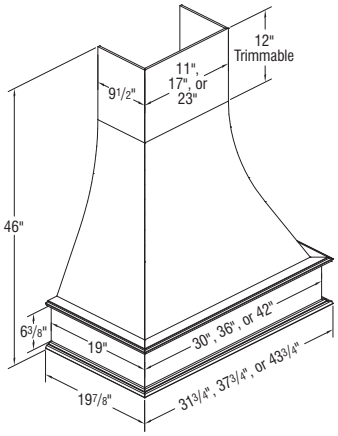


| Price Column | 1 | 2 | 3 | 4 | 5 |
|---|---|---|---|---|---|
| **WHASQ3046** | 4724 | 4724 | 4724 | 4724 | 4724 |
| **WHASQ3646** | 5291 | 5291 | 5291 | 5291 | 5291 |
| **WHASQ4246** | 5857 | 5857 | 5857 | 5857 | 5857 |

- Freestanding unit (must be properly secured to wall and cannot be attached to adjacent cabinets).
- Exhaust system not included. Compatible with all blowers on page 62.
- Chimney height is trimmable up to 34″
- Check local building code and appliance installation specifications for clearance requirements and installation heights above the range.
- Silver metallic liner included. Assembly required.
- Liner opening size: 10 1/4″ deep x 19 1/2″ wide.
- Installation instructions and hardware included.
- Painted hardwood will be used for laminate.
- No changes or cancellations will be accepted after 24 hours from acknowledgment of order.

| MODIFICATIONS |
|---|
| No modifications available for these products. |

## WOOD HOOD WATERFALL, 42″ HIGH

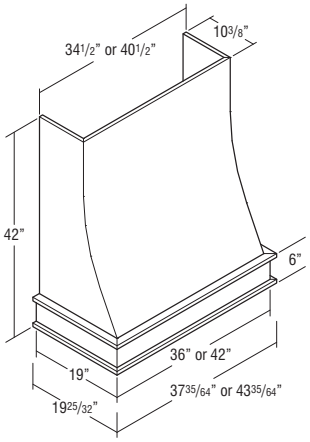


| | | | | | |
|---|---|---|---|---|---|
| **WHWFL3642** | 4565 | 4565 | 4565 | 4565 | 4565 |
| **WHWFL4242** | 5113 | 5113 | 5113 | 5113 | 5113 |

- Freestanding unit (must be properly secured to wall and cannot be attached to adjacent cabinets).
- Exhaust system not included. Compatible with all blowers on page 62.
- Chimney height is trimmable up to 34″
- Check local building code and appliance installation specifications for clearance requirements and installation heights above the range.
- Silver metallic liner included. Assembly required.
- Liner opening size: 10 1/4″ deep x 19 1/2″ wide.
- Installation instructions and hardware included.
- Painted hardwood will be used for laminate.
- No changes or cancellations will be accepted after 24 hours from acknowledgment of order.

| MODIFICATIONS |
|---|
| No modifications available for these products. |

## WOOD HOOD CRAFTSMAN STRAIGHT, 42″ HIGH

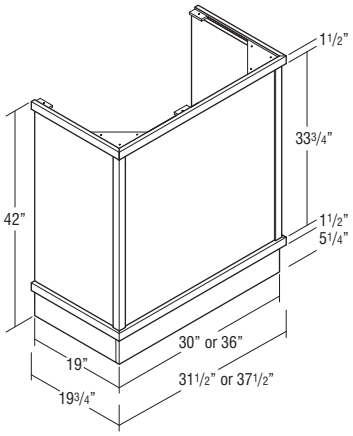


| | | | | | |
|---|---|---|---|---|---|
| **WHCRFST3042** | 3928 | 3928 | 3928 | 3928 | 3928 |
| **WHCRFST3642** | 4400 | 4400 | 4400 | 4400 | 4400 |

- Freestanding unit (must be properly secured to wall and cannot be attached to adjacent cabinets).
- Exhaust system not included. Compatible with all blowers on page 62.
- Check local building code and appliance installation specifications for clearance requirements and installation heights above the range.
- Silver metallic liner included. Assembly required.
- Liner opening size: 10 1/4″ deep x 19 1/2″ wide.
- Installation instructions and hardware included.
- Painted hardwood will be used for laminate.
- No changes or cancellations will be accepted after 24 hours from acknowledgment of order.

| MODIFICATIONS |
|---|
| No modifications available for these products. |

## WOOD HOOD SIGNATURE MANTEL, 30″ or 36″ HIGH

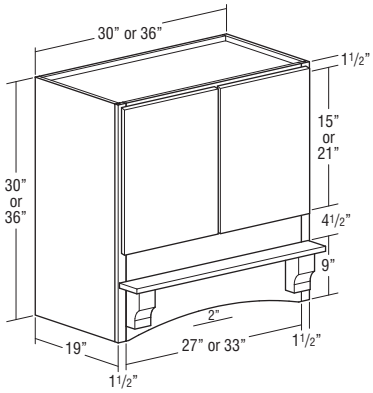


| Price Column | 1 | 2 | 3 | 4 | 5 |
|---|---|---|---|---|---|
| **WHSGM3030** | 4146 | 4353 | 4571 | 4891 | 5380 |
| **WHSGM3036** | 4644 | 4876 | 5120 | 5478 | 6026 |
| **WHSGM3630** | 4644 | 4876 | 5120 | 5478 | 6026 |
| **WHSGM3636** | 5141 | 5398 | 5668 | 6065 | 6671 |

- Wood hood does not feature a floor, doors are decorative and function to allow access to the blower/duct unit for maintenance.
- Exhaust system not included. Compatible with all blowers on page 62.
- Operable doors matching the style ordered will be installed on hood.
- Check local building code and appliance installation specifications for clearance requirements and installation heights above the range.
- Silver metallic liner included. Assembly required.
- Liner opening size: 10 1/4″ deep x 19 1/2″ wide.
- Installation instructions and hardware included.
- Painted hardwood will be used for laminate.
- No changes or cancellations will be accepted after 24 hours from acknowledgment of order.

| MODIFICATIONS |
|---|
| No modifications available for these products. |

**Door Options**

| CG | CG.B | CG.T | CM | CM.B | CM.T | MFO |
|---|---|---|---|---|---|---|
| | | | | | | • |

**Non Soft-close Options**

| NSCH |
|---|
| • |

## WOOD HOOD SQUARE, 24″ HIGH

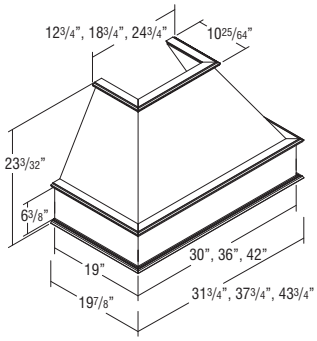


| | | | | | |
|---|---|---|---|---|---|
| **WHSQ3024** | 4724 | 4724 | 4724 | 4724 | 4724 |
| **WHSQ3624** | 5291 | 5291 | 5291 | 5291 | 5291 |
| **WHSQ4224** | 5857 | 5857 | 5857 | 5857 | 5857 |

- Freestanding unit (must be properly secured to wall and cannot be attached to adjacent cabinets).
- Exhaust system not included. Compatible with all blowers on page 62.
- Chimney available (WHC..). See below.
- Check local building code and appliance installation specifications for clearance requirements and installation heights above the range.
- Silver metallic liner included. Assembly required.
- Installation instructions and hardware included.
- Liner opening size: 10 1/4″ deep by 19 1/2″ wide.
- Painted hardwood will be used for laminate.
- No changes or cancellations will be accepted after 24 hours from acknowledgment of order.

| MODIFICATIONS |
|---|
| No modifications available for these products. |

## WOOD HOOD SQUARE FLAT PANEL, 22 7/8″ HIGH

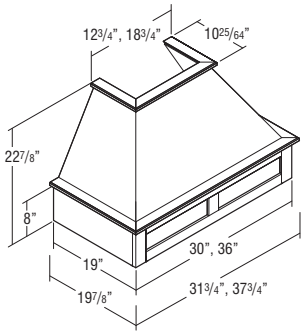


| | | | | | |
|---|---|---|---|---|---|
| **WHSQFP30** | 4923 | 4923 | 4923 | 4923 | 4923 |
| **WHSQFP36** | 5513 | 5513 | 5513 | 5513 | 5513 |

- Freestanding unit (must be properly secured to wall and cannot be attached to adjacent cabinets).
- Exhaust system not included. Compatible with all blowers on page 62.
- Chimney available (WHC..). See below.
- Check local building code and appliance installation specifications for clearance requirements and installation heights above the range.
- Silver metallic liner included. Assembly required.
- Installation instructions and hardware included.
- Liner opening size: 10 1/4″ deep by 19 1/2″ wide.
- Painted hardwood will be used for laminate.
- No changes or cancellations will be accepted after 24 hours from acknowledgment of order.

| MODIFICATIONS |
|---|
| No modifications available for these products. |

## WOOD HOOD CHIMNEY, 23 1/2″ or 31″ HIGH

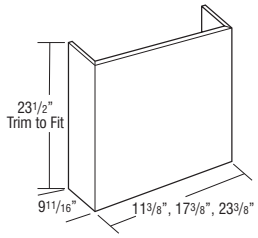


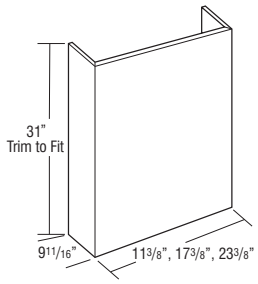


| Price Column | 1 | 2 | 3 | 4 | 5 |
|---|---|---|---|---|---|
| **WHC30** | 922 | 922 | 922 | 922 | 922 |
| **WHC36** | 1033 | 1033 | 1033 | 1033 | 1033 |
| **WHC42** | 1143 | 1143 | 1143 | 1143 | 1143 |
| **WHCT30** | 1162 | 1162 | 1162 | 1162 | 1162 |
| **WHCT36** | 1302 | 1302 | 1302 | 1302 | 1302 |
| **WHCT42** | 1441 | 1441 | 1441 | 1441 | 1441 |

- 3/4″ thick plywood.
- Trimmable.
- If trimmed, moulding is recommended to conceal any cut marks.
- Optional accessory for Wood Hood Square (WHSQ) and Wood Hood Square Flat Panel (WHSQFP).
- WHC30 and WHCT30 are not compatible with CONVERSION.
- Painted hardwood will be used for laminate.
- No changes or cancellations will be accepted after 24 hours from acknowledgment of order.

| MODIFICATIONS |
|---|
| No modifications available for these products. |

## WOOD HOOD SHIPLAP TAPERED, 30″ HIGH

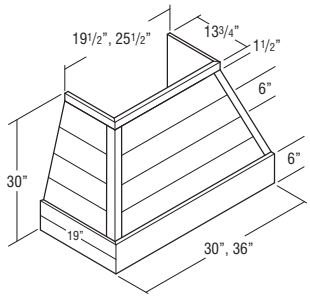


| | | | | | |
|---|---|---|---|---|---|
| **WHSLPTP3030** | 5491 | 5491 | 5491 | 5491 | 5491 |
| **WHSLPTP3630** | 6150 | 6150 | 6150 | 6150 | 6150 |

- Freestanding unit (must be properly secured to wall and cannot be attached to adjacent cabinets).
- Constructed of 3/4″ thick grooved plywood creating a shiplap appearance.
- Exhaust system not included. Compatible with all blowers on page 62.
- Compatible with Wood Hood Shiplap Chimney (WHSLP), which can be trimmed. See page 59.
- Check local building code and appliance installation specifications for clearance requirements and installation heights above the range.
- Silver metallic liner included. Assembly required.
- Installation instructions and hardware included.
- Liner opening size: 10 1/4″ deep by 19 1/2″ wide.
- Not available in Oak, Painted hardwood will be used for laminate.
- No changes or cancellations will be accepted after 24 hours from acknowledgment of order.

| MODIFICATIONS |
|---|
| No modifications available for these products. |

## WOOD HOOD SHIPLAP CHIMNEY, 24 3/4″ HIGH

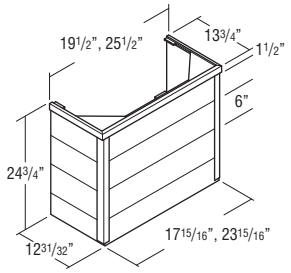


| | | | | | |
|---|---|---|---|---|---|
| **WHSLPC30** | 1675 | 1675 | 1675 | 1675 | 1675 |
| **WHSLPC36** | 1876 | 1876 | 1876 | 1876 | 1876 |

- Constructed of 3/4″ thick grooved plywood creating a shiplap appearance.
- Trimmable. If trimmed, moulding is recommended to conceal any cut marks.
- Optional accessory for Wood Hood Shiplap Tapered (WHSLPTP) for an installed height of 54″.
- Not available in Oak, Painted hardwood will be used for laminate.
- No changes or cancellations will be accepted after 24 hours from acknowledgment of order.

| MODIFICATIONS |
|---|
| No modifications available for these products. |

## WOOD HOOD SIMPLE TAPERED, 30″ HIGH

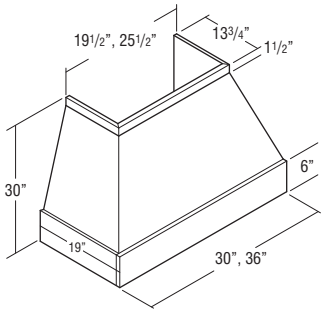


| Price Column | 1 | 2 | 3 | 4 | 5 |
|---|---|---|---|---|---|
| **WHSMTP30** | 4989 | 4989 | 4989 | 4989 | 4989 |
| **WHSMTP36** | 5588 | 5588 | 5588 | 5588 | 5588 |

- Freestanding unit (must be properly secured to wall and cannot be attached to adjacent cabinets).
- Exhaust system not included. Compatible with all blowers on page 62.
- Compatible with Wood Hood Simple Chimney, which can be trimmed. See below.
- Check local building code and appliance installation specifications for clearance requirements and installation heights above the range.
- Silver metallic liner included. Assembly required.
- Installation instructions and hardware included.
- Liner opening size: 10 1/4″ deep by 19 1/2″ wide.
- Painted hardwood will be used for laminate.
- No changes or cancellations will be accepted after 24 hours from acknowledgment of order.

| MODIFICATIONS |
|---|
| No modifications available for these products. |

## WOOD HOOD SIMPLE CHIMNEY, 24 3/4″ HIGH

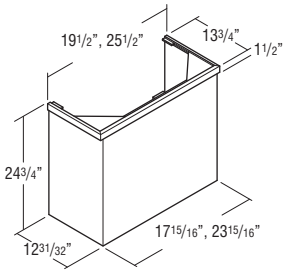


| | | | | | |
|---|---|---|---|---|---|
| **WHSMC30** | 1466 | 1466 | 1466 | 1466 | 1466 |
| **WHSMC36** | 1642 | 1642 | 1642 | 1642 | 1642 |

- Trimmable. If trimmed, moulding is recommended to conceal any cut marks.
- Optional accessory for Wood Hood Simple Tapered (WHSMT) for an installed height of 54″.
- Painted hardwood will be used for laminate.
- No changes or cancellations will be accepted after 24 hours from acknowledgment of order.

| MODIFICATIONS |
|---|
| No modifications available for these products. |

## WOOD HOOD CANOPY TAPERED, 24″ HIGH

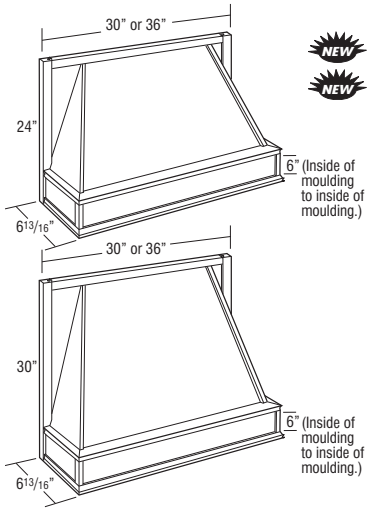


| | | | | | |
|---|---|---|---|---|---|
| **WHCTP3024** | 1711 | 1711 | 1711 | 1711 | 1711 |
| **WHCTP3624** | 1917 | 1917 | 1917 | 1917 | 1917 |
| NEW **WHCTP3030** | 1917 | 1917 | 1917 | 1917 | 1917 |
| NEW **WHCTP3630** | 2122 | 2122 | 2122 | 2122 | 2122 |

- Install between adjacent cabinets.
- Exhaust system not included. Compatible with all blowers on page 62.
- Check local building code and appliance installation specifications for clearance requirements and installation heights above the range.
- Tapered design.
- Liner opening size: 10 1/4″ deep x 19 1/2″ wide.
- Silver metallic liner included, not available for order separately.
- Painted hardwood will be used for laminate.
- No changes or cancellations will be accepted after 24 hours from acknowledgment of order.

| MODIFICATIONS |
|---|
| No modifications available for these products. |

## WOOD HOOD CANOPY SQUARE, 24″ HIGH

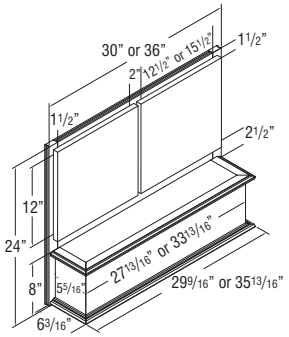


| | | | | | |
|---|---|---|---|---|---|
| **WHCSQ3024** | 2949 | 3096 | 3251 | 3478 | 3826 |
| **WHCSQ3624** | 3302 | 3467 | 3641 | 3896 | 4285 |

- Install between adjacent cabinets.
- Exhaust system not included. Compatible with all blowers on page 62.
- Check local building code and appliance installation specifications for clearance requirements and installation heights above the range.
- Interior bottom section is finished below liner.
- Square silver metallic liner included. Assembly required.
- Installation instructions and hardware included.
- Liner opening size: 10 1/4″ deep by 19 1/2″ wide.
- Painted hardwood will be used for laminate.
- No changes or cancellations will be accepted after 24 hours from acknowledgment of order.

**Door Options**

| CG | CG.B | CG.T | CM | CM.B | CM.T | MFO |
|---|---|---|---|---|---|---|
| | | | | | | • |

**Non Soft-close Options**

| NSCH |
|---|
| • |

## WOOD HOOD CANOPY BATTEN STRAIGHT, 24″ or 30″ HIGH

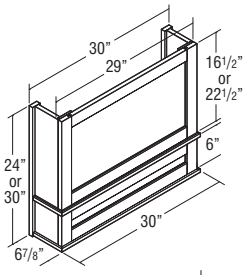


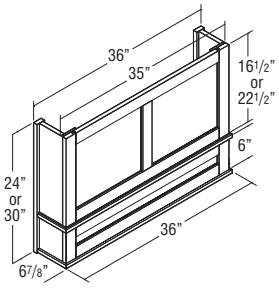


| Price Column | 1 | 2 | 3 | 4 | 5 |
|---|---|---|---|---|---|
| **WHCBS3024** | 3678 | 3678 | 3678 | 3678 | 3678 |
| **WHCBS3030** | 4119 | 4119 | 4119 | 4119 | 4119 |
| **WHCBS3624** | 4119 | 4119 | 4119 | 4119 | 4119 |
| **WHCBS3630** | 4561 | 4561 | 4561 | 4561 | 4561 |

- Install between adjacent cabinets.
- Exhaust system not included. Compatible with all blowers on page 62.
- Check local building code and appliance installation specifications for clearance requirements and installation heights above the range.
- Silver metallic liner included. Assembly required.
- Installation instructions and hardware included.
- Liner opening size: 10 1/4″ deep by 19 1/2″ wide.
- End rails, side stiles, and center stiles are 2 1/4″ wide.
- Grain runs vertical on center panels in upper section and horizontal on center panel in lower section.
- Painted hardwood will be used for laminate.
- No changes or cancellations will be accepted after 24 hours from acknowledgment of order.

| MODIFICATIONS |
|---|
| No modifications available for these products. |

## WOOD HOOD CANOPY BATTEN STRAIGHT, 36″ HIGH

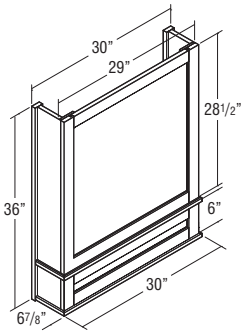


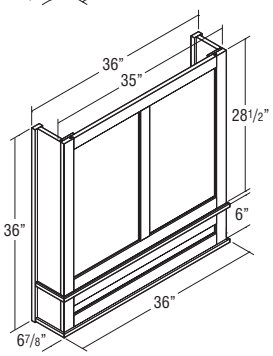


| | | | | | |
|---|---|---|---|---|---|
| **WHCBS3036** | 4561 | 4561 | 4561 | 4561 | 4561 |
| **WHCBS3636** | 5002 | 5002 | 5002 | 5002 | 5002 |

- Install between adjacent cabinets.
- Exhaust system not included. Compatible with all blowers on page 62.
- Check local building code and appliance installation specifications for clearance requirements and installation heights above the range.
- Silver metallic liner included. Assembly required.
- Installation instructions and hardware included.
- Liner opening size: 10 1/4″ deep by 19 1/2″ wide.
- End rails, side stiles, and center stiles are 2 1/4″ wide.
- Grain runs vertical on center panels in upper section and horizontal on center panel in lower section.
- Painted hardwood will be used for laminate.
- No changes or cancellations will be accepted after 24 hours from acknowledgment of order.

| MODIFICATIONS |
|---|
| No modifications available for these products. |

| Price Column | 1 | 2 | 3 | 4 | 5 |
|---|---|---|---|---|---|
| **BLOWER600** | 3759 | 3759 | 3759 | 3759 | 3759 |

## BLOWER, 600 CFM

5 DAY EXPRESS RESPONSE

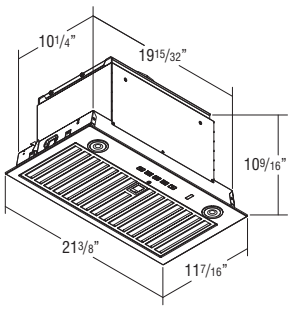


- 600 CFM.
- Two 3 watt (300+ Lumens, 3 settings) LED lights included.
- Installation instructions, warranty, and repair information included.
- Stainless Steel finish.
- Four speed push button control.
- Includes removable dishwasher safe grease filter.
- WIFI Enabled, Auto-Sensing, and Heat Sentry technology included.
- 1 year warranty.
- Compatible with all Wood Hoods.

| MODIFICATIONS |
|---|
| No modifications available for these products. |

| | | | | | |
|---|---|---|---|---|---|
| **BLOWER400** | 1765 | 1765 | 1765 | 1765 | 1765 |

## BLOWER, 400 CFM

5 DAY EXPRESS RESPONSE

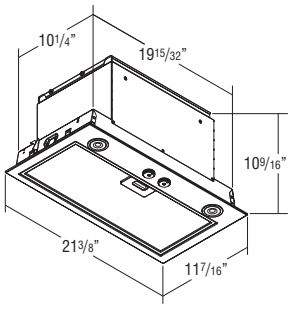


- 400 CFM, Energy Star rated.
- Two 2.8 watt (250+ Lumens) LED lights included.
- Installation instructions, warranty, and repair information included.
- Stainless Steel finish.
- Three speed rotary switch control.
- Includes removable dishwasher safe grease filter.
- Heat Sentry technology included.
- 1 year warranty.
- Compatible with all Wood Hoods.

| MODIFICATIONS |
|---|
| No modifications available for these products. |

| | | | | | |
|---|---|---|---|---|---|
| **CONVERSION** | 357 | 357 | 357 | 357 | 357 |
| **FILTERCHAR** | 165 | 165 | 165 | 165 | 165 |

## CONVERSION AND FILTER CHARCOAL

5 DAY EXPRESS RESPONSE

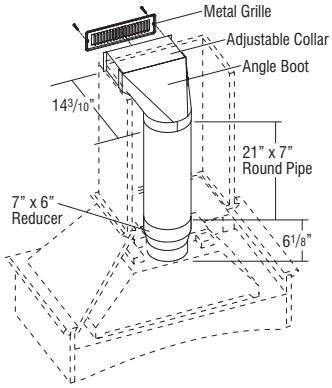


- CONVERSION includes: (1) 21″ x 7″ round pipe, (1) adjustable collar, (1) white metal soffit grille (11 3/8″ x 3 5/8″), (1) angle boot, (1) 7″ x 6″ reducer, filter and installation instructions.
- CONVERSION is not compatible with WHC30.
- CONVERSION is compatible with all blowers on this page.
- FILTERCHAR for use in all blowers on this page.
- FILTERCHAR is a replacement charcoal filter used to provide proper filtration for air recirculation when a conversion kit is used. The filter attaches to the inside of the removable mesh metal filter in the blower.

| MODIFICATIONS |
|---|
| No modifications available for these products. |

# TABLE OF CONTENTS – BASE CABINETS

Base Cabinets with Drawers . . . . . 64
Full Height Base Cabinets . . . . . 65
Base Organization, Base with Roll Trays, and Specialty Cabinets . . . . . 66
Sink Base Cabinets . . . . . 68
Base Bline Cabinets . . . . . 75
Corner Base Cabinets . . . . . 76
Drawer Base Cabinets . . . . . 78
Wastebaskets . . . . . 80
Pull-outs . . . . . 81
Appliance Base Cabinets . . . . . 83
Base Corner Peninsula Cabinets . . . . . 84



## BASE CABINET NOMENCLATURE

All Base Cabinets are 34 1/2″ high and 24″ deep unless otherwise noted.

B24

Cabinet Type — Cabinet Width

### CONSTRUCTION UPGRADES

| Mod. | Description |
|---|---|
| APC | All- plywood Construction |
| PE | Plywood Ends |

### NON SOFT-CLOSE OPTIONS

| Mod. | Description |
|---|---|
| NSCFB | Non Soft-close Furniture Board Drawers |
| NSCH | Non Soft-close Hinge |

### MODIFICATIONS GRID KEY

| Mod. | Description |
|---|---|
| • | Available |
| STD | Standard on these cabinets |
| 5 DAY EXPRESS RESPONSE | 5 Day Express Response Item |

### CUSTOM MODIFICATIONS

| Mod. | Description |
|---|---|
| CBO | Cabinet Box Only |
| CCO | Cabinet Case Only |
| CD | Change Depth |
| CFNTO | Cabinet Front Only |
| CFRMO | Cabinet Face Frame Only |
| CND | Cabinet No Door |
| DDE | Decorative Door on End |
| FB | Finished End, Both |
| FD | Full Depth Shelf |
| FP | False Panel |
| FPEB | Furniture Plywood End, Both |
| FTK | Flush Toekick |
| FTKV.A | Flush Toekick Valance, Style A |
| FTKV.F | Flush Toekick Valance, Style F |
| MIP | Matching Interior Plywood |
| P | Peninsula |
| RT | Roll Tray |
| RTKALL | Recessed Toekick, All |
| RTKBK | Recessed Toekick, Back |
| RTKL | Recessed Toekick, Left |
| RTKR | Recessed Toekick, Right |
| VTK | Void Toekick |

Cabinets are shipped with an unfinished toekick. Finished toekicks in matching wood veneer or laminate must be ordered separately and field installed.

Drawer box reduces in depth in 3" increments. Spacer blocks are used for drawer hardware.

Heat shields are available for field installation. See page 151.

FPEB modification is recommended for non-stacking applications. Use a 1/4" skin for stacking applications.

## BASE

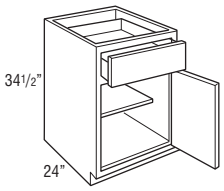


| Price Column | 1 | 2 | 3 | 4 | 5 |
|---|---|---|---|---|---|
| **B9 L or R** | 530 | 557 | 585 | 626 | 688 |
| **B12 L or R** | 569 | 598 | 628 | 671 | 739 |
| **B15 L or R** | 608 | 638 | 670 | 717 | 789 |
| **B18 L or R** | 647 | 679 | 713 | 763 | 839 |
| **B21 L or R** | 686 | 720 | 756 | 809 | 890 |
| **B24 L or R** | 724 | 761 | 799 | 855 | 940 |

- Adjustable 15″ deep shelves.

**Custom Modifications**

| CBO | CCO | CD | CFNTO | CFRMO | CND | DDE | FB | FD | FP | FPEB | FTK | FTKV | MIP | P | RT | RTKALL/BK | RTKL/R | VTK |
|---|---|---|---|---|---|---|---|---|---|---|---|---|---|---|---|---|---|---|
| • | • | • | • | • | • | • | • | • | • | • | • | •[1] | • | •[2] | •[2] | •[3] | • | • |

**Construction Upgrades**

| APC | PE |
|---|---|
| • | • |

**Non Soft-close Options**

| NSCFB | NSCH |
|---|---|
| • | • |

[1] Not available on 9″ or 12″ wide
[2] Not available on 9″ wide
[3] RTKALL not available

## BASE

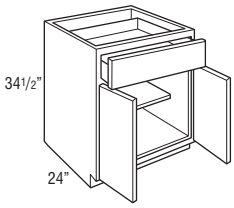


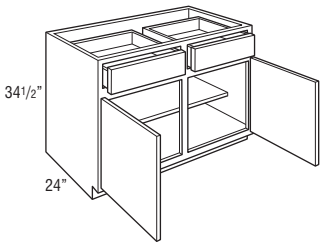


| | | | | | |
|---|---|---|---|---|---|
| **B24** | 798 | 838 | 880 | 942 | 1036 |
| **B27** | 853 | 895 | 940 | 1006 | 1107 |
| **B30** | 907 | 953 | 1000 | 1070 | 1177 |
| **B33** | 962 | 1010 | 1060 | 1134 | 1248 |
| **B36** | 1016 | 1067 | 1120 | 1199 | 1318 |
| **B39** | 1071 | 1124 | 1180 | 1263 | 1389 |
| **B42** | 1125 | 1181 | 1240 | 1327 | 1460 |
| **B45** | 1179 | 1238 | 1300 | 1391 | 1530 |
| **B48** | 1234 | 1296 | 1360 | 1456 | 1601 |

- Adjustable 15″ deep shelves.

**Custom Modifications**

| CBO | CCO | CD | CFNTO | CFRMO | CND | DDE | FB | FD | FP | FPEB | FTK | FTKV | MIP | P | RT | RTKALL/BK | RTKL/R | VTK |
|---|---|---|---|---|---|---|---|---|---|---|---|---|---|---|---|---|---|---|
| • | • | • | • | • | • | • | • | • | • | • | • | • | • | • | • | •[1] | • | • |

**Construction Upgrades**

| APC | PE |
|---|---|
| • | • |

**Non Soft-close Options**

| NSCFB | NSCH |
|---|---|
| • | • |

[1] RTKALL not available on 24″ wide

| Price Column | 1 | 2 | 3 | 4 | 5 |
|---|---|---|---|---|---|
| **B6FH L or R** | 435 | 457 | 480 | 513 | 565 |

## BASE with FULL HEIGHT DOOR

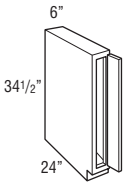


- Frame opening is 3″ wide.
- Cabinet has a full top panel.
- Utilizes a 5 1/2″ wide overlay filler as a hinged door for full and partial overlay styles.
- All overlays will match the door style outside profile unless a noted exception is listed in the door style section. Certain door style overlays will be painted hardwood. See Door Style section for exceptions.

**Custom Modifications**

| CBO | CCO | CD | CFNTO | CFRMO | CND | DDE | FB | FD | FP | FPEB | FTK | FTKV | MIP | P | RT | RTKALL/BK | RTKL/R | VTK |
|---|---|---|---|---|---|---|---|---|---|---|---|---|---|---|---|---|---|---|
| | • | • | • | • | | | • | | | • | • | | • | | | | | • |

**Construction Upgrades**

| APC | PE |
|---|---|
| • | • |

**Non Soft-close Options**

| NSCFB | NSCH |
|---|---|
| | • |

## BASE with FULL HEIGHT DOOR

9", 12", 15", 18", 21", or 24"

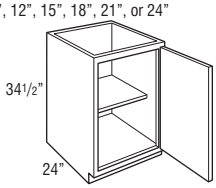


| | | | | | |
|---|---|---|---|---|---|
| **B9FH L or R** | 467 | 490 | 515 | 551 | 606 |
| **B12FH L or R** | 499 | 524 | 550 | 589 | 647 |
| **B15FH L or R** | 531 | 557 | 585 | 626 | 689 |
| **B18FH L or R** | 563 | 591 | 620 | 664 | 730 |
| **B21FH L or R** | 594 | 624 | 655 | 701 | 771 |
| **B24FH L or R** | 626 | 658 | 690 | 739 | 813 |

- Adjustable 15″ deep shelf.

**Custom Modifications**

| CBO | CCO | CD | CFNTO | CFRMO | CND | DDE | FB | FD | FP | FPEB | FTK | FTKV | MIP | P | RT | RTKALL/BK | RTKL/R | VTK |
|---|---|---|---|---|---|---|---|---|---|---|---|---|---|---|---|---|---|---|
| • | • | • | • | • | | • | • | • | | • | • | •[1] | • | •[2] | •[2] | •[3] | • | • |

**Construction Upgrades**

| APC | PE |
|---|---|
| • | • |

**Non Soft-close Options**

| NSCFB | NSCH |
|---|---|
| | • |

[1] Not available on 9″ or 12″ wide
[2] Not available on 9″ wide
[3] RTKALL not available

## BASE with FULL HEIGHT DOOR

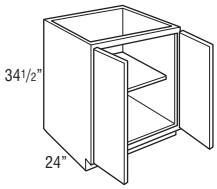


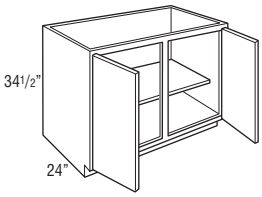


| | | | | | |
|---|---|---|---|---|---|
| **B24FH** | 706 | 741 | 778 | 833 | 916 |
| **B27FH** | 738 | 775 | 813 | 870 | 957 |
| **B30FH** | 770 | 808 | 848 | 908 | 999 |
| **B33FH** | 801 | 841 | 884 | 945 | 1040 |
| **B36FH** | 833 | 875 | 919 | 983 | 1081 |
| **B39FH** | 865 | 908 | 954 | 1021 | 1123 |
| **B42FH** | 897 | 942 | 989 | 1058 | 1164 |
| **B45FH** | 929 | 975 | 1024 | 1096 | 1205 |
| **B48FH** | 961 | 1009 | 1059 | 1133 | 1247 |

- Adjustable 15″ deep shelf.

**Custom Modifications**

| CBO | CCO | CD | CFNTO | CFRMO | CND | DDE | FB | FD | FP | FPEB | FTK | FTKV | MIP | P | RT | RTKALL/BK | RTKL/R | VTK |
|---|---|---|---|---|---|---|---|---|---|---|---|---|---|---|---|---|---|---|
| • | • | • | • | • | | • | • | • | | • | • | • | • | • | • | •[1] | • | • |

**Construction Upgrades**

| APC | PE |
|---|---|
| • | • |

**Non Soft-close Options**

| NSCFB | NSCH |
|---|---|
| | • |

[1] RTKALL not available on 24″ wide

| Price Column | 1 | 2 | 3 | 4 | 5 |
|---|---|---|---|---|---|
| **BSC30RP** | 1942 | 1981 | 2021 | 2080 | 2171 |
| **BSC30PR** | 1942 | 1981 | 2021 | 2080 | 2171 |

## BASE SUPERCABINET™

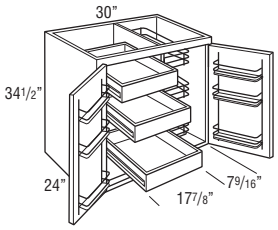


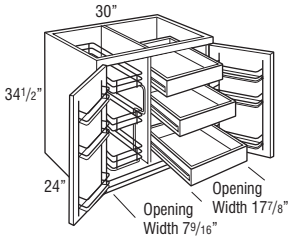


- Nomenclature represents left to right order of interior components.
  Example: BSC30PR = Base SuperCabinet™ 30″ Pull-out Roll-out.
- Cabinets utilize 170° hinge. For sufficient pull-out clearance, 12″ of adjacent space is required for door to open 170° when installed near a wall or corner.
- Both doors have chrome and wood three-tiered racks.
- Door rack width is 9 3/8″.
- Door rack depth is 3″.
- Integrated soft-close hinge not included. Premium door mechanism installed.

**Custom Modifications**

| CBO | CCO | CD | CFNTO | CFRMO | CND | DDE | FB | FD | FP | FPEB | FTK | FTKV | MIP | P | RT | RTKALL/BK | RTKL/R | VTK |
|---|---|---|---|---|---|---|---|---|---|---|---|---|---|---|---|---|---|---|
| • | | | | • | | • | • | | | • | • | • | • | | | • | • | • |

**Construction Upgrades**

| APC | PE |
|---|---|
| • | • |

**Non Soft-close Options**

| NSCFB | NSCH |
|---|---|
| | STD |

| | | | | | |
|---|---|---|---|---|---|
| **BSC36PRP** | 2483 | 2525 | 2568 | 2633 | 2731 |

## BASE SUPERCABINET™

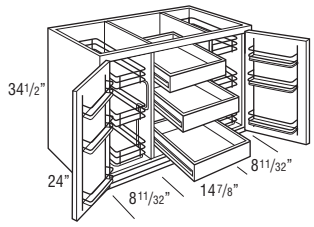


- Nomenclature represents left to right order of interior components.
  Example; BSC36PRP = Base SuperCabinet™ 36″ Pull-out Roll-out Pull-out.
- Cabinets utilize 170° hinge. For sufficient pull-out clearance, 12″ of adjacent space is required for door to open 170° when installed near a wall or corner.
- Both doors have chrome and wood three-tiered racks.
- Door rack width is 12 3/8″.
- Door rack depth is 3″.
- Integrated soft-close hinge not included. Premium door mechanism installed.

**Custom Modifications**

| CBO | CCO | CD | CFNTO | CFRMO | CND | DDE | FB | FD | FP | FPEB | FTK | FTKV | MIP | P | RT | RTKALL/BK | RTKL/R | VTK |
|---|---|---|---|---|---|---|---|---|---|---|---|---|---|---|---|---|---|---|
| • | | | | • | | • | • | | | • | • | • | • | | | • | • | • |

**Construction Upgrades**

| APC | PE |
|---|---|
| • | • |

**Non Soft-close Options**

| NSCFB | NSCH |
|---|---|
| | STD |

## BASE with ROLL TRAYS

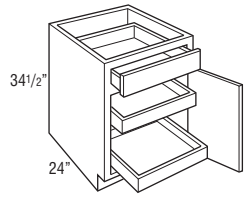


| | | | | | |
|---|---|---|---|---|---|
| **B12RT L or R** | 1263 | 1291 | 1321 | 1365 | 1432 |
| **B15RT L or R** | 1302 | 1332 | 1364 | 1411 | 1483 |
| **B18RT L or R** | 1341 | 1373 | 1407 | 1457 | 1534 |
| **B21RT L or R** | 1380 | 1414 | 1450 | 1503 | 1584 |
| **B24RT L or R** | 1418 | 1454 | 1492 | 1548 | 1633 |

- 2 roll trays standard.
- Cabinets may accommodate up to 4 roll trays, which may be purchased separately for field installation. See page 153.

**Custom Modifications**

| CBO | CCO | CD | CFNTO | CFRMO | CND | DDE | FB | FD | FP | FPEB | FTK | FTKV | MIP | P | RT | RTKALL/BK | RTKL/R | VTK |
|---|---|---|---|---|---|---|---|---|---|---|---|---|---|---|---|---|---|---|
| • | • | • | • | • | • | • | • | | • | • | • | •[1] | • | | | •[2] | • | • |

**Construction Upgrades**

| APC | PE |
|---|---|
| • | • |

**Non Soft-close Options**

| NSCFB | NSCH |
|---|---|
| • | • |

[1] Not available on 12″ wide
[2] RTKALL not available

## BASE with ROLL TRAYS

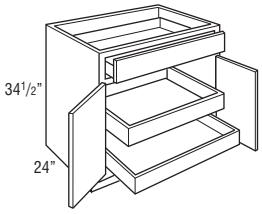


| | | | | | |
|---|---|---|---|---|---|
| **B24RT** | 1492 | 1532 | 1574 | 1635 | 1729 |
| **B27RT** | 1547 | 1590 | 1634 | 1700 | 1801 |
| **B30RT** | 1601 | 1646 | 1694 | 1764 | 1871 |
| **B33RT** | 1656 | 1704 | 1755 | 1829 | 1942 |
| **B36RT** | 1710 | 1761 | 1814 | 1893 | 2012 |

- 2 roll trays standard.
- Cabinet has butt doors, no center stile.
- Cabinet may accommodate up to 4 roll trays, which may be purchased separately for field installation. See page 153.

**Custom Modifications**

| CBO | CCO | CD | CFNTO | CFRMO | CND | DDE | FB | FD | FP | FPEB | FTK | FTKV | MIP | P | RT | RTKALL/BK | RTKL/R | VTK |
|---|---|---|---|---|---|---|---|---|---|---|---|---|---|---|---|---|---|---|
| • | • | • | • | • | • | • | • | | • | • | • | • | • | | | •[1] | • | • |

**Construction Upgrades**

| APC | PE |
|---|---|
| • | • |

**Non Soft-close Options**

| NSCFB | NSCH |
|---|---|
| • | • |

[1] RTKALL not available on 24″ wide

## BASE with ROLL TRAYS

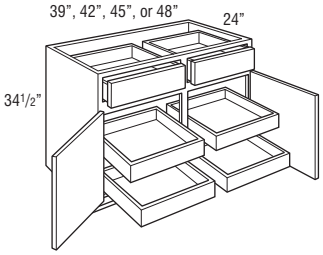


| Price Column | 1 | 2 | 3 | 4 | 5 |
|---|---|---|---|---|---|
| **B39RT** | 2459 | 2513 | 2569 | 2651 | 2778 |
| **B42RT** | 2513 | 2569 | 2628 | 2715 | 2848 |
| **B45RT** | 2567 | 2626 | 2688 | 2779 | 2918 |
| **B48RT** | 2622 | 2684 | 2748 | 2844 | 2989 |

- 4 roll trays standard.
- Cabinet may accommodate up to 8 roll trays, which may be purchased separately for field installation. See page 153.

**Custom Modifications**

| CBO | CCO | CD | CFNTO | CFRMO | CND | DDE | FB | FD | FP | FPEB | FTK | FTKV | MIP | P | RT | RTKALL/BK | RTKL/R | VTK |
|---|---|---|---|---|---|---|---|---|---|---|---|---|---|---|---|---|---|---|
| • | • | • | • | • | • | • | • | | • | • | • | • | • | | | • | • | • |

**Construction Upgrades**

| APC | PE |
|---|---|
| • | • |

**Non Soft-close Options**

| NSCFB | NSCH |
|---|---|
| • | • |

## BASE with TRAY DIVIDER ROLL-OUT

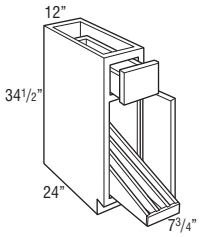


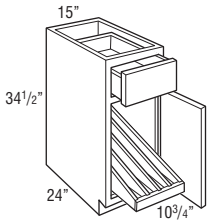


| | | | | | |
|---|---|---|---|---|---|
| **B12TDRO L or R** | 973 | 1001 | 1031 | 1075 | 1142 |
| **B15TDRO L or R** | 1028 | 1058 | 1090 | 1137 | 1209 |

- Tray divider utilizes soft-close undermount guides.
- Dividers are removable.
- 12″ - 3 compartments.
- 15″ - 4 compartments.
- Tray Divider Roll-out are also available as an accessory for field installation. See page 152.

**Custom Modifications**

| CBO | CCO | CD | CFNTO | CFRMO | CND | DDE | FB | FD | FP | FPEB | FTK | FTKV | MIP | P | RT | RTKALL/BK | RTKL/R | VTK |
|---|---|---|---|---|---|---|---|---|---|---|---|---|---|---|---|---|---|---|
| • | • | | • | • | • | • | • | | • | • | • | •[1] | • | | | •[2] | • | • |

**Construction Upgrades**

| APC | PE |
|---|---|
| • | • |

**Non Soft-close Options**

| NSCFB | NSCH |
|---|---|
| | • |

[1] Not available on 12″ wide
[2] RTKALL not available

## BASE with TRAY DIVIDER

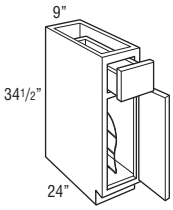


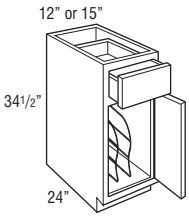


| | | | | | |
|---|---|---|---|---|---|
| **B9TD L or R** | 606 | 633 | 660 | 701 | 764 |
| **B12TD L or R** | 645 | 673 | 703 | 747 | 814 |
| **B15TD L or R** | 684 | 714 | 746 | 793 | 865 |

- Tray Divider is chrome.
- Tray Divider is also available as an accessory for field installation. See page 152.
- Divider is removable for easy cleaning.

**Custom Modifications**

| CBO | CCO | CD | CFNTO | CFRMO | CND | DDE | FB | FD | FP | FPEB | FTK | FTKV | MIP | P | RT | RTKALL/BK | RTKL/R | VTK |
|---|---|---|---|---|---|---|---|---|---|---|---|---|---|---|---|---|---|---|
| • | • | | • | • | • | • | • | | • | • | • | •[1] | • | | | •[2] | • | • |

**Construction Upgrades**

| APC | PE |
|---|---|
| • | • |

**Non Soft-close Options**

| NSCFB | NSCH |
|---|---|
| • | • |

[1] Not available on 9″ or 12″ wide
[2] RTKALL not available

| Price Column | 1 | 2 | 3 | 4 | 5 |
|---|---|---|---|---|---|
| **B9TDFH L or R** | 543 | 566 | 591 | 627 | 682 |
| **B12TDFH L or R** | 575 | 600 | 626 | 665 | 723 |
| **B15TDFH L or R** | 607 | 634 | 661 | 702 | 765 |

## BASE with TRAY DIVIDER, FULL HEIGHT DOOR

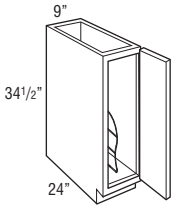


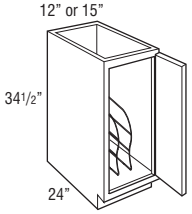


- Tray Divider is chrome.
- Tray Divider is also available as an accessory for field installation. See page 152.
- Divider is removable for easy cleaning.

**Custom Modifications**

| CBO | CCO | CD | CFNTO | CFRMO | CND | DDE | FB | FD | FP | FPEB | FTK | FTKV | MIP | P | RT | RTKALL/BK | RTKL/R | VTK |
|---|---|---|---|---|---|---|---|---|---|---|---|---|---|---|---|---|---|---|
| • | • | | • | • | | • | • | | | • | • | •[1] | • | | | •[2] | • | • |

**Construction Upgrades**

| APC | PE |
|---|---|
| • | • |

**Non Soft-close Options**

| NSCFB | NSCH |
|---|---|
| | • |

[1] Not available on 9″ or 12″ wide
[2] RTKALL not available

| | | | | | |
|---|---|---|---|---|---|
| **B18MIXFH L or R** | 2010 | 2038 | 2068 | 2111 | 2178 |
| **B21MIXFH L or R** | 2099 | 2129 | 2160 | 2206 | 2276 |
| **B24MIXFH L or R** | 2189 | 2220 | 2253 | 2301 | 2375 |
| **B24MIXFH** | 2269 | 2304 | 2341 | 2396 | 2479 |

## BASE with MIXER SHELF, FULL HEIGHT DOOR

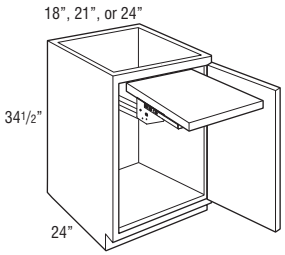


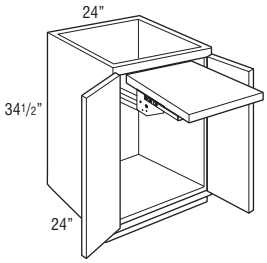


- Includes mixer lift with soft-close closing feature.
- Mixer shelf will be 3/4″ thick, mixer shelf dimensions:
  18″ wide: 11 3/4″ wide x 20″ deep.
  21″ wide: 14 3/4″ wide x 20″ deep.
  24″ wide: 17 3/4″ wide x 20″ deep.
- Maximum Weight Capacity for Mixer Shelf: 60 lbs.
- Mixer shelf locks in the fully open position. Release brackets lower the mixer shelf back into the cabinet.
- When in closed position, clearance above shelf is 17 5/8″; clearance below shelf is 7 3/4″.
- Mixer shelf is not intended to support mixer while mixer is in use.

**Custom Modifications**

| CBO | CCO | CD | CFNTO | CFRMO | CND | DDE | FB | FD | FP | FPEB | FTK | FTKV | MIP | P | RT | RTKALL/BK | RTKL/R | VTK |
|---|---|---|---|---|---|---|---|---|---|---|---|---|---|---|---|---|---|---|
| • | • | | • | • | | • | • | | | • | • | • | | | | •[1] | • | • |

**Construction Upgrades**

| APC | PE |
|---|---|
| STD | |

**Non Soft-close Options**

| NSCFB | NSCH |
|---|---|
| | • |

[1] RTKALL not available

## SINK BASE

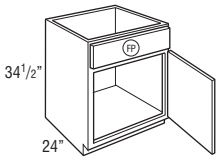


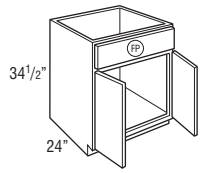


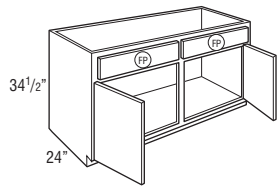


FP = False Panel

| | | | | | |
|---|---|---|---|---|---|
| **SB21 L or R** | 590 | 619 | 650 | 696 | 765 |
| **SB24 L or R** | 625 | 656 | 689 | 737 | 811 |
| **SB24** | 663 | 696 | 731 | 782 | 860 |
| **SB27** | 708 | 743 | 780 | 835 | 918 |
| **SB30** | 753 | 791 | 830 | 888 | 977 |
| **SB33** | 798 | 838 | 880 | 942 | 1036 |
| **SB36** | 843 | 886 | 930 | 995 | 1094 |
| **SB39** | 889 | 933 | 980 | 1048 | 1153 |
| **SB42** | 934 | 980 | 1029 | 1102 | 1212 |
| **SB45** | 979 | 1028 | 1079 | 1155 | 1270 |
| **SB48** | 1024 | 1075 | 1129 | 1208 | 1329 |

- Mini Touch-up Kit (MTUK) included. MTUK includes small touch-up marker and small fill stick.

**Custom Modifications**

| CBO | CCO | CD | CFNTO | CFRMO | CND | DDE | FB | FD | FP | FPEB | FTK | FTKV | MIP | P | RT | RTKALL/BK | RTKL/R | VTK |
|---|---|---|---|---|---|---|---|---|---|---|---|---|---|---|---|---|---|---|
| | • | • | • | • | • | • | • | | STD | • | • | • | • | | | •[1] | • | • |

**Construction Upgrades**

| APC | PE |
|---|---|
| • | • |

**Non Soft-close Options**

| NSCFB | NSCH |
|---|---|
| | • |

[1] RTKALL not available on 21″ or 24″ wide

## SINK BASE with CABMAT™

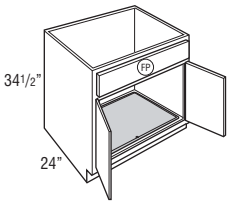


FP = False Panel

| Price Column | 1 | 2 | 3 | 4 | 5 |
|---|---|---|---|---|---|
| SB30CM | 1172 | 1210 | 1249 | 1307 | 1396 |
| SB33CM | 1232 | 1272 | 1314 | 1375 | 1469 |
| SB36CM | 1292 | 1334 | 1378 | 1443 | 1543 |

- Mini Touch-up Kit (MTUK) included. MTUK includes small touch-up marker and small fill stick.
- CabMat™ is designed to capture spills and is removable for cleaning.
- CabMat™ also available for field installation. See page 150.

**Custom Modifications**

| CBO | CCO | CD | CFNTO | CFRMO | CND | DDE | FB | FD | FP | FPEB | FTK | FTKV | MIP | P | RT | RTKALL/BK | RTKL/R | VTK |
|---|---|---|---|---|---|---|---|---|---|---|---|---|---|---|---|---|---|---|
| • | • | | • | • | • | • | • | | STD | • | • | • | • | | | • | • | • |

**Construction Upgrades**

| APC | PE |
|---|---|
| • | • |

**Non Soft-close Options**

| NSCFB | NSCH |
|---|---|
| | • |

## SINK BASE, 27″ DEEP

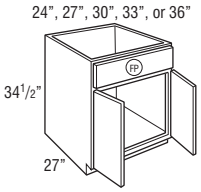


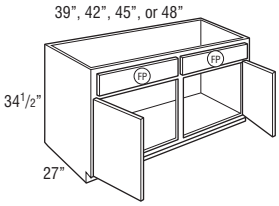


FP = False Panel

| | | | | | |
|---|---|---|---|---|---|
| SB2427 | 685 | 720 | 755 | 808 | 889 |
| SB2727 | 730 | 767 | 805 | 862 | 948 |
| SB3027 | 776 | 814 | 855 | 915 | 1006 |
| SB3327 | 821 | 862 | 905 | 968 | 1065 |
| SB3627 | 866 | 909 | 955 | 1022 | 1124 |
| SB3927 | 911 | 957 | 1005 | 1075 | 1182 |
| SB4227 | 956 | 1004 | 1054 | 1128 | 1241 |
| SB4527 | 1002 | 1052 | 1104 | 1181 | 1300 |
| SB4827 | 1047 | 1099 | 1154 | 1235 | 1358 |

- Mini Touch-up Kit (MTUK) included. MTUK includes small touch-up marker and small fill stick.

**Custom Modifications**

| CBO | CCO | CD | CFNTO | CFRMO | CND | DDE | FB | FD | FP | FPEB | FTK | FTKV | MIP | P | RT | RTKALL/BK | RTKL/R | VTK |
|---|---|---|---|---|---|---|---|---|---|---|---|---|---|---|---|---|---|---|
| | • | | • | • | • | | • | | STD | • | • | • | • | | | •[1] | • | • |

**Construction Upgrades**

| APC | PE |
|---|---|
| • | • |

**Non Soft-close Options**

| NSCFB | NSCH |
|---|---|
| | • |

[1] RTKALL not available on 24″ wide

## SINK BASE with TIP-OUT TRAY

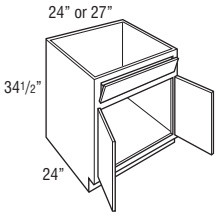


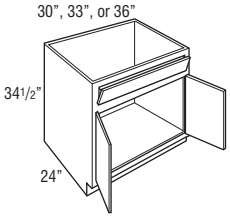


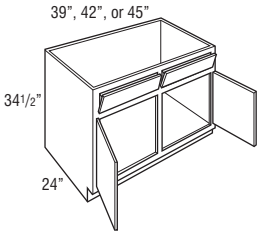


| | | | | | |
|---|---|---|---|---|---|
| SB24TO | 804 | 837 | 872 | 923 | 1001 |
| SB27TO | 849 | 884 | 922 | 976 | 1060 |
| SB30TO | 888 | 926 | 965 | 1023 | 1112 |
| SB33TO | 933 | 973 | 1015 | 1076 | 1170 |
| SB36TO | 984 | 1026 | 1070 | 1135 | 1235 |
| SB39TO | 1030 | 1074 | 1121 | 1190 | 1295 |
| SB42TO | 1075 | 1122 | 1171 | 1243 | 1353 |
| SB45TO | 1120 | 1169 | 1220 | 1296 | 1411 |

- Tip-out trays are stain resistant, moisture resistant plastic to allow storage of sponges and other cleaning materials.
- Clean tip-out trays using a mild soap and water. Avoid scalding water.
- Mini Touch-up Kit (MTUK) included. MTUK includes small touch-up marker and small fill stick.
- Includes two tip-out trays on 30″-45″ wide.
- Tip-out trays are also available as an accessory for field installation. See page 152.

**Custom Modifications**

| CBO | CCO | CD | CFNTO | CFRMO | CND | DDE | FB | FD | FP | FPEB | FTK | FTKV | MIP | P | RT | RTKALL/BK | RTKL/R | VTK |
|---|---|---|---|---|---|---|---|---|---|---|---|---|---|---|---|---|---|---|
| | • | • | | • | • | • | • | | | • | • | • | • | | | •[1] | • | • |

**Construction Upgrades**

| APC | PE |
|---|---|
| • | • |

**Non Soft-close Options**

| NSCFB | NSCH |
|---|---|
| | • |

[1] RTKALL not available on 24″ wide

## SINK BASE with TIP-OUT TRAY with CABMAT™

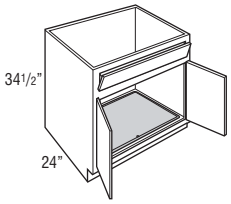


| Price Column | 1 | 2 | 3 | 4 | 5 |
|---|---|---|---|---|---|
| **SB30TOCM** | 1307 | 1351 | 1398 | 1467 | 1571 |
| **SB33TOCM** | 1367 | 1414 | 1463 | 1535 | 1645 |
| **SB36TOCM** | 1433 | 1482 | 1534 | 1610 | 1726 |

- Mini Touch-up Kit (MTUK) included. MTUK includes small touch-up marker and small fill stick.
- CabMat™ is designed to capture spills and is removable for cleaning.
- Tip-out trays are stain resistant, moisture resistant plastic to allow storage of sponges and other cleaning materials.
- Clean tip-out trays using a mild soap and water. Avoid scalding water.
- Includes two tip-out trays.
- Tip-out trays are also available as on accessory for field installation. See page 152.
- CabMat™ also available for field installation. See page 150.

**Custom Modifications**

| CBO | CCO | CD | CFNTO | CFRMO | CND | DDE | FB | FD | FP | FPEB | FTK | FTKV | MIP | P | RT | RTKALL/BK | RTKL/R | VTK |
|---|---|---|---|---|---|---|---|---|---|---|---|---|---|---|---|---|---|---|
| • | • | | | • | • | • | • | | | • | • | • | • | | | • | • | • |

**Construction Upgrades**

| APC | PE |
|---|---|
| • | • |

**Non Soft-close Options**

| NSCFB | NSCH |
|---|---|
| | • |

## SINK BASE with TIP-OUT TRAY 27″ DEEP

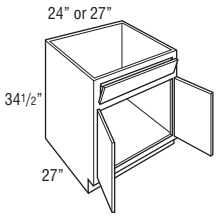


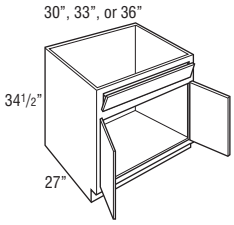


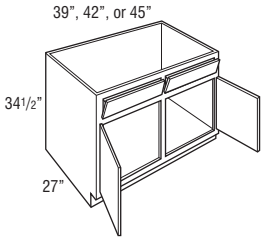


| | | | | | |
|---|---|---|---|---|---|
| **SB2427TO** | 826 | 860 | 896 | 949 | 1030 |
| **SB2727TO** | 871 | 908 | 946 | 1002 | 1088 |
| **SB3027TO** | 911 | 950 | 991 | 1050 | 1142 |
| **SB3327TO** | 956 | 997 | 1040 | 1104 | 1200 |
| **SB3627TO** | 1007 | 1050 | 1096 | 1163 | 1265 |
| **SB3927TO** | 1052 | 1098 | 1145 | 1216 | 1323 |
| **SB4227TO** | 1097 | 1145 | 1195 | 1269 | 1381 |
| **SB4527TO** | 1143 | 1193 | 1246 | 1323 | 1441 |

- Mini Touch-up Kit (MTUK) included. MTUK includes small touch-up marker and small fill stick.
- Tip-out trays are stain resistant, moisture resistant plastic to allow storage of sponges and other cleaning materials.
- Clean tip-out trays using a mild soap and water. Avoid scalding water.
- Includes two tip-out trays on 30″-45″ wide.
- Tip-out trays are also available as an accessory for field installation. See page 152.

**Custom Modifications**

| CBO | CCO | CD | CFNTO | CFRMO | CND | DDE | FB | FD | FP | FPEB | FTK | FTKV | MIP | P | RT | RTKALL/BK | RTKL/R | VTK |
|---|---|---|---|---|---|---|---|---|---|---|---|---|---|---|---|---|---|---|
| | • | | | • | • | | • | | | • | • | • | • | | | •[1] | • | • |

**Construction Upgrades**

| APC | PE |
|---|---|
| • | • |

**Non Soft-close Options**

| NSCFB | NSCH |
|---|---|
| | • |

[1] RTKALL not available on 24″ wide

| Price Column | 1 | 2 | 3 | 4 | 5 |
|---|---|---|---|---|---|
| **SBSC36TO** | 1515 | 1584 | 1656 | 1762 | 1924 |

## SINK BASE SUPERCABINET™ with TIP-OUT TRAY

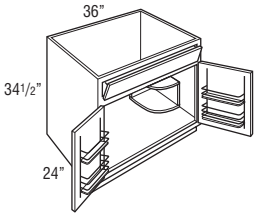


- Quarter Round Reversible Shelf for left or right applications will be constructed from 3/4″ thick laminated furniture board. (Shelf shipped secure, can be positioned in left or right corner.)
- Mini Touch-up Kit (MTUK) included. MTUK includes small touch-up marker and small fill stick.
- Both doors will have a chrome and wood two-tiered rack.
- Racks on doors are 14 3/8″ wide.
- Racks on doors are 3″ deep.
- Includes two tip-out trays.
- Tip-out trays are stain resistant, moisture resistant plastic to allow storage of sponges and other cleaning materials.
- Clean tip-out trays using a mild soap and water. Avoid scalding water.
- Tip-out trays are also available as an accessory for field installation. See page 152.
- All load bearing surfaces can support 15 lbs. per square foot.

**Custom Modifications**

| CBO | CCO | CD | CFNTO | CFRMO | CND | DDE | FB | FD | FP | FPEB | FTK | FTKV | MIP | P | RT | RTKALL/BK | RTKL/R | VTK |
|---|---|---|---|---|---|---|---|---|---|---|---|---|---|---|---|---|---|---|
| | • | | | • | • | • | • | | | • | • | • | • | | | • | • | • |

**Construction Upgrades**

| APC | PE |
|---|---|
| • | • |

**Non Soft-close Options**

| NSCFB | NSCH |
|---|---|
| | • |

| | | | | | |
|---|---|---|---|---|---|
| **SBSC36TOCM** | 1964 | 2040 | 2119 | 2236 | 2415 |

## SINK BASE SUPERCABINET™ with TIP-OUT TRAY, CABMAT™

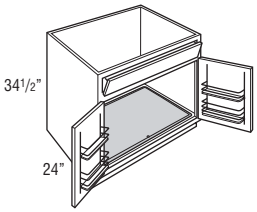


- Mini Touch-up Kit (MTUK) included. MTUK includes small touch-up marker and small fill stick.
- CabMat™ is designed to capture spills and is removable for cleaning.
- Both doors will have a chrome and wood two-tiered rack.
- Racks on doors are 14 3/8″ wide.
- Racks on doors are 3″ deep.
- Includes two tip-out trays.
- Tip-out trays are stain resistant, moisture resistant plastic to allow storage of sponges and other cleaning materials.
- Clean tip-out trays using a mild soap and water. Avoid scalding water.
- Tip-out trays are also available as an accessory for field installation. See page 152.
- All load bearing surfaces can support 15 lbs. per square foot.
- CabMat™ also available for field installation. See page 150.

**Custom Modifications**

| CBO | CCO | CD | CFNTO | CFRMO | CND | DDE | FB | FD | FP | FPEB | FTK | FTKV | MIP | P | RT | RTKALL/BK | RTKL/R | VTK |
|---|---|---|---|---|---|---|---|---|---|---|---|---|---|---|---|---|---|---|
| • | • | | | • | • | • | • | | | • | • | • | • | | | • | • | • |

**Construction Upgrades**

| APC | PE |
|---|---|
| • | • |

**Non Soft-close Options**

| NSCFB | NSCH |
|---|---|
| | • |

## SINK BASE DIAGONAL

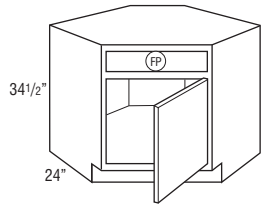


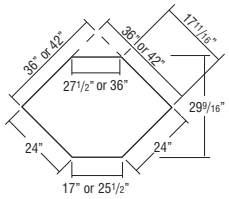


Max. Sink Widths if cut-out is 4″ back from face of front frame

(FP) = False Panel

| Price Column | 1 | 2 | 3 | 4 | 5 |
|---|---|---|---|---|---|
| **SBD36 L or R** | 734 | 771 | 810 | 866 | 953 |
| **SBD42** | 836 | 878 | 922 | 987 | 1085 |

- Edges beveled at 45°.
- Mini Touch-up Kit (MTUK) included. MTUK includes small touch-up marker and small fill stick.
- For sufficient dishwasher door clearance and loading/unloading space, a 15″ wide base cabinet is recommended for use between a corner sink base and dishwasher.
- On SBD36 L or R, full overlay styles use the same width doors as partial overlay styles (14 1/2″ wide) with a partial overlay hinge (HNG107PO) to allow for proper door clearance with adjacent cabinets.

†SBD42 has butt doors.

| Wall Width | Frame | Maximum Sink Width | Maximum Sink Depth |
|---|---|---|---|
| 36″ x 36″ | 17″ | 25 3/4″ | 27 11/32″ |
| 42″ x 42″ | 25 1/2″ | 34 1/4″ | 27 11/32″ |

**Custom Modifications**

| CBO | CCO | CD | CFNTO | CFRMO | CND | DDE | FB | FD | FP | FPEB | FTK | FTKV | MIP | P | RT | RTKALL/BK | RTKL/R | VTK |
|---|---|---|---|---|---|---|---|---|---|---|---|---|---|---|---|---|---|---|
| | • | | • | • | • | | • | | STD | • | | | | | | | | • |

**Construction Upgrades**

| APC | PE |
|---|---|
| • | • |

**Non Soft-close Options**

| NSCFB | NSCH |
|---|---|
| | • |

## SINK BASE DIAGONAL with ANGLED ENDS FRONT ONLY

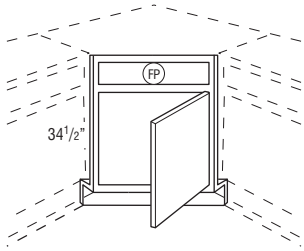


Max. Sink Widths if cut-out is 4″ back from face of front frame

(FP) = False Panel

| | | | | | |
|---|---|---|---|---|---|
| **SBD36FRT L or R** | 564 | 592 | 622 | 665 | 732 |
| **SBD42FRT** | 633 | 665 | 698 | 747 | 822 |

- Edges beveled at 45°.
- Sink Base Diagonal Bottom Panel Only required for field installation. Order separately. See next item.
- Toekick and toekick return shipped unattached from the face frame.
- On SBD36FRT L or R, full overlay styles use the same width doors as partial overlay styles (14 1/2″ wide) with a partial overlay hinge (HNG107PO) to allow for proper door clearance with adjacent cabinets.
- For sufficient dishwasher door clearance and loading/unloading space, a 15″ wide base cabinet is recommended for use between a corner sink base and dishwasher.

†SBD42FRT has butt doors.

| Wall Width | Frame | Maximum Sink Width | Maximum Sink Depth |
|---|---|---|---|
| 36″ x 36″ | 17″ | 25 3/4″ | 27 11/32″ |
| 42″ x 42″ | 25 1/2″ | 34 1/4″ | 27 11/32″ |

**Custom Modifications**

| CBO | CCO | CD | CFNTO | CFRMO | CND | DDE | FB | FD | FP | FPEB | FTK | FTKV | MIP | P | RT | RTKALL/BK | RTKL/R | VTK |
|---|---|---|---|---|---|---|---|---|---|---|---|---|---|---|---|---|---|---|
| | | | STD | • | • | | | | STD | | | | | | | | | |

**Construction Upgrades**

| APC | PE |
|---|---|
| | |

**Non Soft-close Options**

| NSCFB | NSCH |
|---|---|
| | • |

## SINK BASE DIAGONAL BOTTOM PANEL ONLY

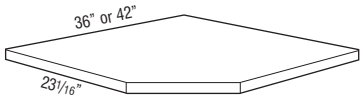


| | | | | | |
|---|---|---|---|---|---|
| **SBDBPNL36** | 177 | 177 | 177 | 177 | 177 |
| **SBDBPNL42** | 219 | 219 | 219 | 219 | 219 |

- Designed for use with Sink Base Diagonal with Angled Ends Front Only.
- 3/8″ thick.
- Trimmable.
- Cabinet bottom is sized for use next to an adjacent wall or cabinet with flush ends.

| MODIFICATIONS |
|---|
| No modifications available for these products. |

**Construction Upgrades**

| APC | PE |
|---|---|
| • | |

## SINK BASE with TALL APRON

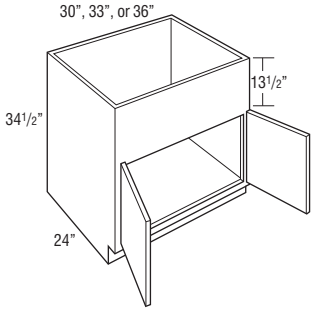


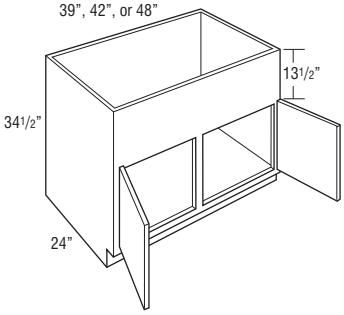


| Price Column | 1 | 2 | 3 | 4 | 5 |
|---|---|---|---|---|---|
| **SBTA30** | 803 | 843 | 885 | 947 | 1042 |
| **SBTA33** | 858 | 901 | 946 | 1012 | 1113 |
| **SBTA36** | 913 | 958 | 1006 | 1077 | 1184 |
| **SBTA39** | 967 | 1016 | 1067 | 1141 | 1255 |
| **SBTA42** | 1022 | 1073 | 1127 | 1206 | 1326 |
| **SBTA48** | 1132 | 1188 | 1248 | 1335 | 1468 |

- 13 1/2″ panel can be trimmed up to 12″.
- Mini Touch-up Kit (MTUK) included. MTUK includes small touch-up marker and small fill stick.
- For apron front sinks requiring a cut-out height of 6 1/2″ or less, see Base Range Drop-in on page 83.
- Refer to sink manufacturer's recommendations for additional support required for apron front sinks.

**Custom Modifications**

| CBO | CCO | CD | CFNTO | CFRMO | CND | DDE | FB | FD | FP | FPEB | FTK | FTKV | MIP | P | RT | RTKALL/BK | RTKL/R | VTK |
|---|---|---|---|---|---|---|---|---|---|---|---|---|---|---|---|---|---|---|
| | • | • | • | • | | • | • | | | • | • | • | • | | | • | • | • |

**Construction Upgrades**

| APC | PE |
|---|---|
| • | • |

**Non Soft-close Options**

| NSCFB | NSCH |
|---|---|
| | • |

## SINK BASE with TALL APRON with CABMAT™

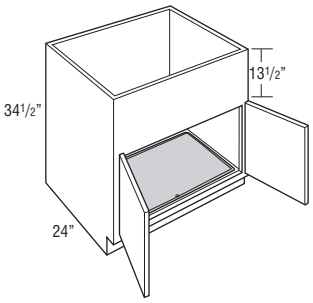


| | | | | | |
|---|---|---|---|---|---|
| **SBTA30CM** | 1222 | 1262 | 1304 | 1366 | 1461 |
| **SBTA33CM** | 1292 | 1335 | 1380 | 1446 | 1547 |
| **SBTA36CM** | 1362 | 1408 | 1456 | 1526 | 1634 |

- 13 1/2″ panel can be trimmed to 12″.
- Mini Touch-up Kit (MTUK) included. MTUK includes small touch-up marker and small fill stick.
- CabMat™ is designed to capture spills and is removable for cleaning.
- For apron front sinks requiring a cut-out height of 6 1/2″ or less, see Base Range Drop-in on page 83.
- Refer to sink manufacturer's recommendations for additional support required for apron front sinks.
- CabMat™ also available for field installation. See page 150.

**Custom Modifications**

| CBO | CCO | CD | CFNTO | CFRMO | CND | DDE | FB | FD | FP | FPEB | FTK | FTKV | MIP | P | RT | RTKALL/BK | RTKL/R | VTK |
|---|---|---|---|---|---|---|---|---|---|---|---|---|---|---|---|---|---|---|
| • | • | | • | • | | • | • | | | • | • | • | • | | | • | • | • |

**Construction Upgrades**

| APC | PE |
|---|---|
| • | • |

**Non Soft-close Options**

| NSCFB | NSCH |
|---|---|
| | • |

## SINK BASE with TALL APRON, 27″ DEEP

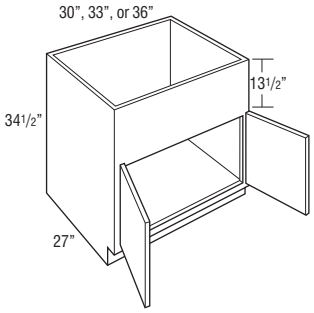


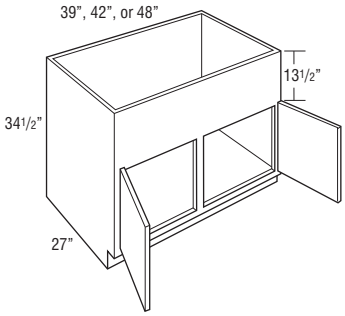


| Price Column | 1 | 2 | 3 | 4 | 5 |
|---|---|---|---|---|---|
| **SBTA3027** | 830 | 872 | 916 | 980 | 1078 |
| **SBTA3327** | 885 | 929 | 976 | 1044 | 1149 |
| **SBTA3627** | 940 | 987 | 1036 | 1109 | 1220 |
| **SBTA3927** | 995 | 1044 | 1097 | 1173 | 1291 |
| **SBTA4227** | 1049 | 1102 | 1157 | 1238 | 1362 |
| **SBTA4827** | 1159 | 1217 | 1278 | 1367 | 1504 |

- 13 1/2″ panel can be trimmed up to 12″.
- Mini Touch-up Kit (MTUK) included. MTUK includes small touch-up marker and small fill stick.
- For apron front sinks requiring a cut-out height of 6 1/2″ or less, see Base Range Drop-in on page 83.
- Refer to sink manufacturer's recommendations for additional support required for apron front sinks.

**Custom Modifications**

| CBO | CCO | CD | CFNTO | CFRMO | CND | DDE | FB | FD | FP | FPEB | FTK | FTKV | MIP | P | RT | RTKALL/BK | RTKL/R | VTK |
|---|---|---|---|---|---|---|---|---|---|---|---|---|---|---|---|---|---|---|
| | • | | • | • | | | • | | | • | • | • | • | | | • | • | • |

**Construction Upgrades**

| APC | PE |
|---|---|
| • | • |

**Non Soft-close Options**

| NSCFB | NSCH |
|---|---|
| | • |

## Base Blind Cabinets

- BBRW's use the wall space the nomenclature implies.
- Remember to use 3″ filler on adjoining cabinets.
- The adjoining run of cabinets will cover the void.
- The L or R in the cabinet nomenclature indicates the location of the void to ensure clearance.
- It is not recommended to place BBRW cabinets next to appliances where any face component is deeper than 27″.

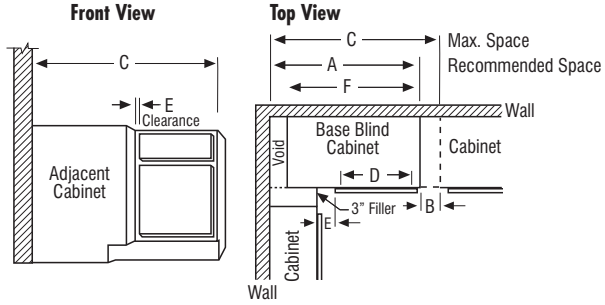


| Model | A Recommended Space | B Max. Pull* | C Max. Space | D Face Frame Opening | E* Full Overlay At Min.** | E* Full Overlay At Max. | E* Partial Overlay At Min.** | E* Partial Overlay At Max. | F Actual Cabinet | Full Overlay Door Width | Partial Overlay Door Width |
|---|---|---|---|---|---|---|---|---|---|---|---|
| BBRW36 | 36″ | 6″ | 42″ | 7 1/2″ | 1 3/4″ | 7 3/4″ | 2 1/2″ | 8 1/2″ | 27″ | 10″ | 8 1/2″ |
| BBRW39 | 39″ | 4 1/2″ | 43 1/2″ | 9″ | 3 1/4″ | 7 3/4″ | 4″ | 8 1/2″ | 30″ | 11 1/2″ | 10″ |
| BBRW42 | 42″ | 6″ | 48″ | 13 1/2″ | 1 3/4″ | 7 3/4″ | 2 1/2″ | 8 1/2″ | 39″ | 16″ | 14 1/2″ |
| BBRW45 | 45″ | 4 1/2″ | 49 1/2″ | 15″ | 3 1/4″ | 7 3/4″ | 4″ | 8 1/2″ | 42″ | 17 1/2″ | 16″ |
| BBRW48 | 48″ | 3″ | 51″ | 16 1/2″ | 4 3/4″ | 7 3/4″ | 5 1/2″ | 8 1/2″ | 45″ | 19″ | 17 1/2″ |

*Minimum/maximum space between inside edge of door and face of filler/adjoining cabinet. If cabinet is pulled to maximum stated dimension, filler will need to be cleated for proper attachment.
**When using hardware on cabinet doors/drawers, additional clearance may be needed.

## BASE BLIND REDUCED WIDTH

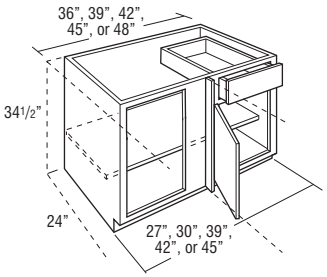


| Price Column | 1 | 2 | 3 | 4 | 5 |
|---|---|---|---|---|---|
| **BBRW36 L or R** | 714 | 750 | 787 | 843 | 927 |
| **BBRW39 L or R** | 766 | 805 | 845 | 904 | 995 |
| **BBRW42 L or R** | 819 | 860 | 903 | 966 | 1062 |
| **BBRW45 L or R** | 871 | 915 | 960 | 1027 | 1130 |
| **BBRW48 L or R** | 923 | 969 | 1018 | 1089 | 1198 |

- Includes one 3″ filler, shipped unattached.
- L or R indicates void. L (left) void shown.
- Adjustable 15″ deep shelf.
- On void side, do not install next to an appliance deeper than standard cabinet depth due to clearance needed for the door and drawer.

**Custom Modifications**

| CBO | CCO | CD | CFNTO | CFRMO | CND | DDE | FB | FD | FP | FPEB | FTK | FTKV | MIP | P | RT | RTKALL/BK | RTKL/R | VTK |
|---|---|---|---|---|---|---|---|---|---|---|---|---|---|---|---|---|---|---|
| • | • | • | • | • | • | • | • | • | • | • | • | | • | | | • | • | • |

**Construction Upgrades**

| APC | PE |
|---|---|
| • | • |

**Non Soft-close Options**

| NSCFB | NSCH |
|---|---|
| • | • |

## BASE EASY REACH with POLE LAZY SUSAN, WHITE

| | |
|---|---|
| **BER36PLS L or R** | 1198 | 1257 | 1320 | 1413 | 1554 |

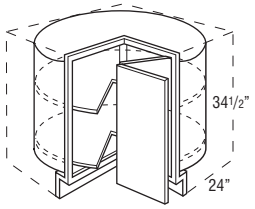


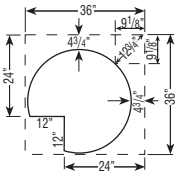


- Wall width is 36″ x 36″.
- Cabinet is drum-shaped; adjoining cabinets create sides.
- White plastic shelves are 28″ diameter with a chrome pole.
- See Panels & Skins section for BEPPLS** if used at end of cabinet run.
- Drum diameter is 31 1/8″ and composed of 1/8″ thick hardboard.
- Decorative hardware screws must be countersunk to prevent scratching of adjacent cabinets and face frame.
- Not recommended for use next to an appliance deeper than standard cabinet depth.
- Integrated soft-close hinge not included.

**Custom Modifications**

| CBO | CCO | CD | CFNTO | CFRMO | CND | DDE | FB | FD | FP | FPEB | FTK | FTKV | MIP | P | RT | RTKALL/BK | RTKL/R | VTK |
|---|---|---|---|---|---|---|---|---|---|---|---|---|---|---|---|---|---|---|
| • | • | | | | | | | | | | | | | | | | | |

**Construction Upgrades**

| APC | PE |
|---|---|
| | |

**Non Soft-close Options**

| NSCFB | NSCH |
|---|---|
| | STD |

## BASE DIAGONAL

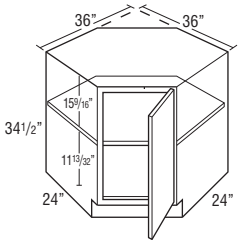


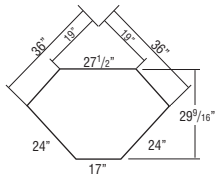


| Price Column | 1 | 2 | 3 | 4 | 5 |
|---|---|---|---|---|---|
| **BD36 L or R** | 979 | 1028 | 1080 | 1155 | 1271 |

- One fixed 1/2″ thick shelf.
- Full overlay styles use the same width doors as partial overlay styles (14 1/2″ wide) with a partial overlay hinge (HNG107PO) to allow for proper door clearance with adjacent cabinets.

**Custom Modifications**

| CBO | CCO | CD | CFNTO | CFRMO | CND | DDE | FB | FD | FP | FPEB | FTK | FTKV | MIP | P | RT | RTKALL/BK | RTKL/R | VTK |
|---|---|---|---|---|---|---|---|---|---|---|---|---|---|---|---|---|---|---|
| • | | | • | • | | | • | | | • | | | | | | | | • |

**Construction Upgrades**

| APC | PE |
|---|---|
| • | • |

**Non Soft-close Options**

| NSCFB | NSCH |
|---|---|
| | • |

## BASE DIAGONAL with LAZY SUSAN, PLYWOOD

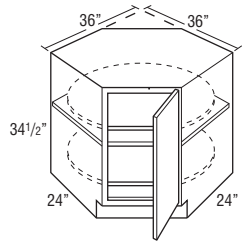


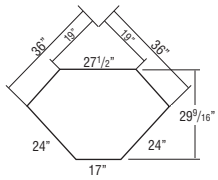


Due to fixed shelf mounting, shelves cannot be retrofitted.

| | | | | | |
|---|---|---|---|---|---|
| **BD36LS(L or R)PW** | 1903 | 1952 | 2003 | 2079 | 2194 |

- Features two 28″ diameter D-shaped plywood revolving shelves with a 1″ plywood lip. Lower shelf is mounted to floor. Upper shelf is mounted to fixed shelf. Fixed shelf is 1/2″ thick laminated furniture board.
- Full overlay styles use the same width doors as partial overlay styles (14 1/2″ wide) with a partial overlay hinge (HNG107PO) to allow for proper door clearance with adjacent cabinets.

**Custom Modifications**

| CBO | CCO | CD | CFNTO | CFRMO | CND | DDE | FB | FD | FP | FPEB | FTK | FTKV | MIP | P | RT | RTKALL/BK | RTKL/R | VTK |
|---|---|---|---|---|---|---|---|---|---|---|---|---|---|---|---|---|---|---|
| • | | | • | • | | | • | | | • | | | | | | | | • |

**Construction Upgrades**

| APC | PE |
|---|---|
| • | • |

**Non Soft-close Options**

| NSCFB | NSCH |
|---|---|
| | • |

## BASE EASY REACH

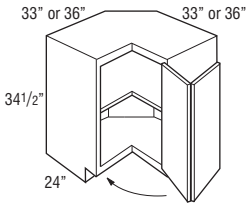


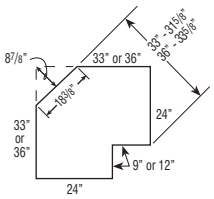


| | | | | | |
|---|---|---|---|---|---|
| **BER33 L or R** | 983 | 1033 | 1084 | 1160 | 1276 |
| **BER36 L or R** | 1014 | 1065 | 1118 | 1196 | 1316 |

- BER33 L or R wall width is 33″ x 33″. BER36 L or R wall width is 36″ x 36″.
- Decorative hardware screws must be countersunk to prevent scratching of adjacent cabinets and face frame of BER.
- Fixed shelf is 1/2″ thick laminated furniture board.
- Not recommended for use next to an appliance deeper than standard cabinet depth.
- Integrated soft-close hinge not included.

**Custom Modifications**

| CBO | CCO | CD | CFNTO | CFRMO | CND | DDE | FB | FD | FP | FPEB | FTK | FTKV | MIP | P | RT | RTKALL/BK | RTKL/R | VTK |
|---|---|---|---|---|---|---|---|---|---|---|---|---|---|---|---|---|---|---|
| • | • | | | | | | • | | | • | | | | | | | | • |

**Construction Upgrades**

| APC | PE |
|---|---|
| • | • |

**Non Soft-close Options**

| NSCFB | NSCH |
|---|---|
| | STD |

## BASE EASY REACH

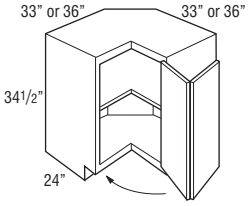


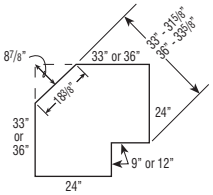


| Price Column | 1 | 2 | 3 | 4 | 5 |
|---|---|---|---|---|---|
| **BER3336 L or R** | 999 | 1049 | 1101 | 1178 | 1296 |
| **BER3633 L or R** | 999 | 1049 | 1101 | 1178 | 1296 |

- BER3336 L or R wall width is 33″ x 36″.
- BER3633 L or R wall width is 36″ x 33″.
- Legs at the front frames are 9″ on 33″ and 12″ on 36″ leg.
- Nomenclature for asymmetrical cabinets reads as follows:
  First set of numbers = left side of cabinet dimensions.
  Second set of numbers = right side of cabinet dimensions.
- Decorative hardware screws must be countersunk to prevent scratching of adjacent cabinets and face frame of BER.
- Fixed shelf is 1/2″ thick laminated furniture board.
- Not recommended for use next to an appliance deeper than standard cabinet depth.
- Integrated soft-close hinge not included.

**Custom Modifications**

| CBO | CCO | CD | CFNTO | CFRMO | CND | DDE | FB | FD | FP | FPEB | FTK | FTKV | MIP | P | RT | RTKALL/BK | RTKL/R | VTK |
|---|---|---|---|---|---|---|---|---|---|---|---|---|---|---|---|---|---|---|
| • | • | | | | | | • | | | • | | | | | | | | • |

**Construction Upgrades**

| APC | PE |
|---|---|
| • | • |

**Non Soft-close Options**

| NSCFB | NSCH |
|---|---|
| | STD |

## BASE EASY REACH with LAZY SUSAN, PLYWOOD

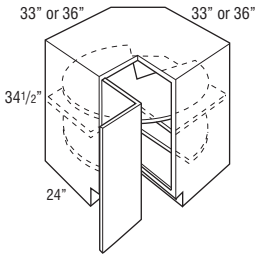


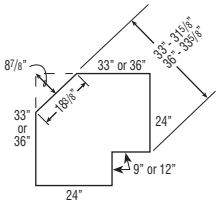


Due to fixed shelf mounting, shelves cannot be retrofitted.

| | | | | | |
|---|---|---|---|---|---|
| **BER33LS(L or R)PW** | 2121 | 2170 | 2222 | 2298 | 2414 |
| **BER36LS(L or R)PW** | 2152 | 2203 | 2256 | 2334 | 2454 |

- BER33LS(L or R)PW wall width is 33″ x 33″.
- BER36LS(L or R)PW wall width is 36″ x 36″.
- BER33LS(L or R)PW - Susans are 28″ diameter.
- BER336S(L or R)PW - Susans are 32″ diameter.
- Features two plywood revolving shelves with a 1″ plywood lip. Lower shelf is mounted to floor. Upper shelf is mounted to fixed shelf. Fixed shelf is 1/2″ thick laminated furniture board.
- Decorative hardware screws must be countersunk to prevent scratching adjacent cabinets and face frame.
- Not recommended for use next to an appliance deeper than standard cabinet depth.
- Integrated soft-close hinge not included.

**Custom Modifications**

| CBO | CCO | CD | CFNTO | CFRMO | CND | DDE | FB | FD | FP | FPEB | FTK | FTKV | MIP | P | RT | RTKALL/BK | RTKL/R | VTK |
|---|---|---|---|---|---|---|---|---|---|---|---|---|---|---|---|---|---|---|
| • | | | | | | | • | | | • | | | | | | | | • |

**Construction Upgrades**

| APC | PE |
|---|---|
| • | • |

**Non Soft-close Options**

| NSCFB | NSCH |
|---|---|
| | STD |

## BASE EASY REACH with LAZY SUSAN, PLYWOOD

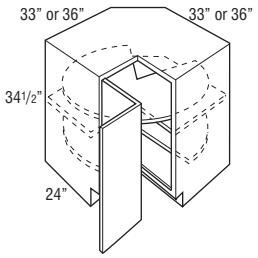


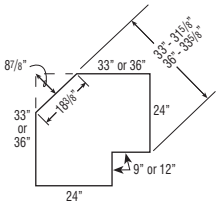


Due to fixed shelf mounting, shelves cannot be retrofitted.

| | | | | | |
|---|---|---|---|---|---|
| **BER3336LS(L or R)PW** | 2137 | 2187 | 2239 | 2316 | 2434 |
| **BER3633LS(L or R)PW** | 2137 | 2187 | 2239 | 2316 | 2434 |

- BER3336LS(L or R)PW wall width is 33″ x 36″.
- BER3633LS(L or R)PW wall width is 36″ x 33″.
- All shelves are 28″ diameter.
- Features two plywood revolving shelves with a 1″ plywood lip. Lower shelf is mounted to floor. Upper shelf is mounted to fixed shelf. Fixed shelf is 1/2″ thick laminated furniture board.
- Nomenclature for asymmetrical cabinets reads as follows:
  First set of numbers = left side of cabinet dimensions.
  Second set of numbers = right side of cabinet dimensions.
- Decorative hardware screws must be countersunk to prevent scratching adjacent cabinets and face frame.
- Not recommended for use next to an appliance deeper than standard cabinet depth.
- Integrated soft-close hinge not included.

**Custom Modifications**

| CBO | CCO | CD | CFNTO | CFRMO | CND | DDE | FB | FD | FP | FPEB | FTK | FTKV | MIP | P | RT | RTKALL/BK | RTKL/R | VTK |
|---|---|---|---|---|---|---|---|---|---|---|---|---|---|---|---|---|---|---|
| • | | | | | | | • | | | • | | | | | | | | • |

**Construction Upgrades**

| APC | PE |
|---|---|
| • | • |

**Non Soft-close Options**

| NSCFB | NSCH |
|---|---|
| | STD |

## BASE TRANSITION

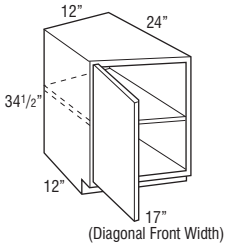


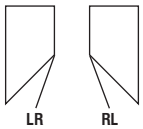


**Hinging Options**

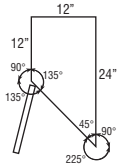


**Top View**

| Price Column | 1 | 2 | 3 | 4 | 5 |
|---|---|---|---|---|---|
| **BTR12RL** | 619 | 650 | 682 | 730 | 803 |
| **BTR12LR** | 619 | 650 | 682 | 730 | 803 |

- One adjustable shelf.
- Cabinets constructed with top.
- Door hinged on shallow depth side.
- Reduced Depth to 18″ available.
- Full overlay styles use the same width doors as partial overlay styles (14 1/2″ wide) with a partial overlay hinge (HNG107PO) to allow for proper door clearance with adjacent cabinets.

**Custom Modifications**

| CBO | CCO | CD | CFNTO | CFRMO | CND | DDE | FB | FD | FP | FPEB | FTK | FTKV | MIP | P | RT | RTKALL/BK | RTKL/R | VTK |
|---|---|---|---|---|---|---|---|---|---|---|---|---|---|---|---|---|---|---|
| • | • | •[1] | • | • | | • | • | | | • | • | | • | | | | • | • |

**Construction Upgrades**

| APC | PE |
|---|---|
| • | • |

**Non Soft-close Options**

| NSCFB | NSCH |
|---|---|
| | • |

[1] CD available 18″-21″

## BASE ANGLE END DOUBLE 135°

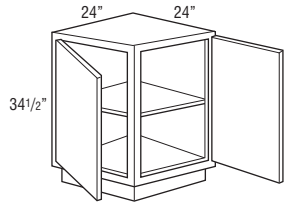


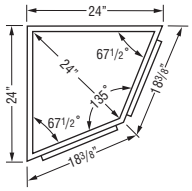


**Top View**

| | |
|---|---|
| **BAED24** | 944 | 991 | 1040 | 1113 | 1224 |

- Wall width is 24″ x 24″.
- 24″ W x 24″ D x 34 1/2″ H.
- 24″ from outside corner point to frame face.
- Cabinets constructed with top.
- One adjustable shelf.
- Cabinet may be installed against either end of a run.

**Custom Modifications**

| CBO | CCO | CD | CFNTO | CFRMO | CND | DDE | FB | FD | FP | FPEB | FTK | FTKV | MIP | P | RT | RTKALL/BK | RTKL/R | VTK |
|---|---|---|---|---|---|---|---|---|---|---|---|---|---|---|---|---|---|---|
| • | • | •[1] | | | | | | | | | | | • | | | | | • |

**Construction Upgrades**

| APC | PE |
|---|---|
| • | |

**Non Soft-close Options**

| NSCFB | NSCH |
|---|---|
| | • |

## BASE TWO DRAWER

18", 21", 24", 27", 30", 33", 36", 39", or 42"

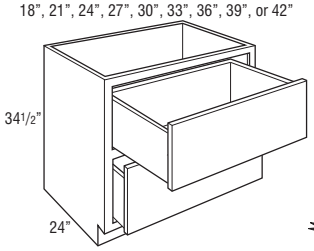


| | | | | | |
|---|---|---|---|---|---|
| **B2D18** | 959 | 1007 | 1057 | 1131 | 1244 |
| **B2D21** | 1034 | 1086 | 1140 | 1220 | 1342 |
| **B2D24** | 1110 | 1166 | 1224 | 1309 | 1440 |
| **B2D27** | 1186 | 1245 | 1307 | 1399 | 1539 |
| **B2D30** | 1261 | 1324 | 1391 | 1488 | 1637 |
| **B2D33** | 1337 | 1404 | 1474 | 1577 | 1735 |
| **B2D36** | 1413 | 1483 | 1558 | 1667 | 1833 |
| NEW **B2D39** | 1488 | 1563 | 1641 | 1756 | 1931 |
| NEW **B2D42** | 1564 | 1642 | 1724 | 1845 | 2030 |

- Exterior drawer box height is 10″.

**Custom Modifications**

| CBO | CCO | CD | CFNTO | CFRMO | CND | DDE | FB | FD | FP | FPEB | FTK | FTKV | MIP | P | RT | RTKALL/BK | RTKL/R | VTK |
|---|---|---|---|---|---|---|---|---|---|---|---|---|---|---|---|---|---|---|
| • | • | • | | • | | • | • | | | • | • | • | | | | •[1] | • | • |

**Construction Upgrades**

| APC | PE |
|---|---|
| • | • |

**Non Soft-close Options**

| NSCFB | NSCH |
|---|---|
| | |

[1] RTKALL not available on 18″, 21″ or 24″ wide

## BASE TWO DRAWER with ROLL TRAY

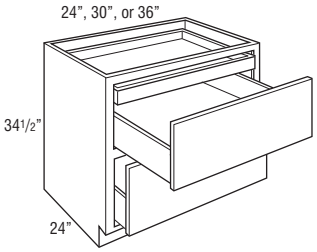


| Price Column | 1 | 2 | 3 | 4 | 5 |
|---|---|---|---|---|---|
| B2D24RT | 1457 | 1513 | 1571 | 1656 | 1787 |
| B2D30RT | 1608 | 1671 | 1737 | 1835 | 1983 |
| B2D36RT | 1760 | 1831 | 1905 | 2014 | 2180 |

- Exterior drawer box height is 6 3/8″.

**Custom Modifications**

| CBO | CCO | CD | CFNTO | CFRMO | CND | DDE | FB | FD | FP | FPEB | FTK | FTKV | MIP | P | RT | RTKALL/BK | RTKL/R | VTK |
|---|---|---|---|---|---|---|---|---|---|---|---|---|---|---|---|---|---|---|
| • | • | • | | • | | • | • | | | • | • | • | | | | •[1] | • | • |

**Construction Upgrades**

| APC | PE |
|---|---|
| • | • |

**Non Soft-close Options**

| NSCFB | NSCH |
|---|---|
| | |

[1] RTKALL not available on 24″ wide

## BASE RANGE DROP-IN, TWO DRAWERS

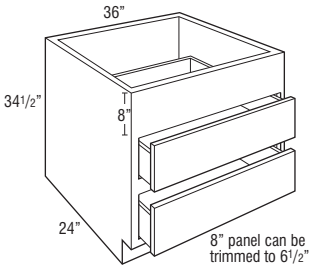


| | | | | | |
|---|---|---|---|---|---|
| BRD2D36 | 2057 | 2159 | 2267 | 2426 | 2669 |

- Exterior height of drawer boxes is 6 3/8″.

**Custom Modifications**

| CBO | CCO | CD | CFNTO | CFRMO | CND | DDE | FB | FD | FP | FPEB | FTK | FTKV | MIP | P | RT | RTKALL/BK | RTKL/R | VTK |
|---|---|---|---|---|---|---|---|---|---|---|---|---|---|---|---|---|---|---|
| • | • | • | | • | | • | • | | | • | • | • | | | | • | • | • |

**Construction Upgrades**

| APC | PE |
|---|---|
| • | • |

**Non Soft-close Options**

| NSCFB | NSCH |
|---|---|
| | |

## BASE THREE DRAWER

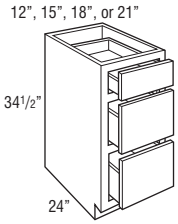


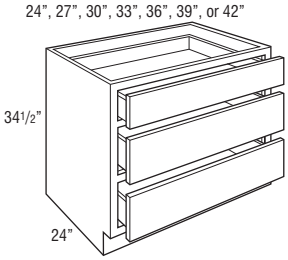


| | | | | | |
|---|---|---|---|---|---|
| B3D12 | 823 | 864 | 908 | 971 | 1068 |
| B3D15 | 900 | 945 | 993 | 1062 | 1168 |
| B3D18 | 978 | 1026 | 1078 | 1153 | 1268 |
| B3D21 | 1055 | 1107 | 1163 | 1244 | 1369 |
| B3D24 | 1132 | 1189 | 1248 | 1335 | 1469 |
| B3D27 | 1209 | 1270 | 1333 | 1426 | 1569 |
| B3D30 | 1286 | 1351 | 1418 | 1517 | 1669 |
| B3D33 | 1363 | 1432 | 1503 | 1608 | 1769 |
| B3D36 | 1441 | 1513 | 1588 | 1699 | 1869 |
| NEW B3D39 | 1518 | 1594 | 1673 | 1791 | 1969 |
| NEW B3D42 | 1595 | 1675 | 1758 | 1882 | 2070 |

- Exterior height of bottom 2 drawer boxes is 6 3/8″.

**Custom Modifications**

| CBO | CCO | CD | CFNTO | CFRMO | CND | DDE | FB | FD | FP | FPEB | FTK | FTKV | MIP | P | RT | RTKALL/BK | RTKL/R | VTK |
|---|---|---|---|---|---|---|---|---|---|---|---|---|---|---|---|---|---|---|
| • | • | • | | • | | • | • | | • | • | • | • | | | | •[1] | • | • |

**Construction Upgrades**

| APC | PE |
|---|---|
| • | • |

**Non Soft-close Options**

| NSCFB | NSCH |
|---|---|
| •[2] | |

[1] RTKALL not available on 12″, 15″, 18″, 21″ or 24″ wide
[2] Not available on 30″, 33″, 36", 39", or 42" wide

## BASE THREE DRAWER with WOOD TIERED CUTLERY DIVIDER

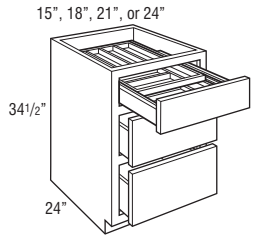


| | | | | | |
|---|---|---|---|---|---|
| B3D15WTCD | 1541 | 1586 | 1633 | 1703 | 1809 |
| B3D18WTCD | 1644 | 1693 | 1744 | 1820 | 1935 |
| B3D21WTCD | 1747 | 1800 | 1855 | 1937 | 2061 |
| B3D24WTCD | 1849 | 1906 | 1965 | 2052 | 2186 |

- Includes Wood Tiered Cutlery Divider in top drawer.
- Exterior height for lower drawer boxes is 6 3/8″.
- Exterior WTCD drawer box height is 3 3/4″, interior height of top and bottom tier is 1 3/8″.
- Wood Tiered Cutlery Divider is also available as an accessory. See page 151.

**Custom Modifications**

| CBO | CCO | CD | CFNTO | CFRMO | CND | DDE | FB | FD | FP | FPEB | FTK | FTKV | MIP | P | RT | RTKALL/BK | RTKL/R | VTK |
|---|---|---|---|---|---|---|---|---|---|---|---|---|---|---|---|---|---|---|
| • | • | | | • | | • | • | | | • | • | • | | | | •[1] | • | • |

**Construction Upgrades**

| APC | PE |
|---|---|
| • | • |

**Non Soft-close Options**

| NSCFB | NSCH |
|---|---|
| | |

[1] RTKALL not available

## BASE FOUR DRAWER

12", 15", 18", or 21"

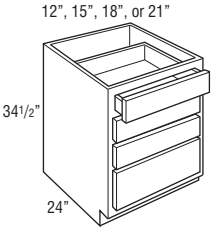


24", 27", 30", 33", 36", 39", or 42"

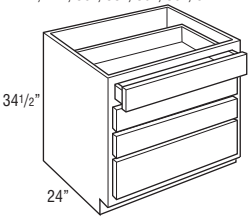


| | Price Column 1 | 2 | 3 | 4 | 5 |
|---|---|---|---|---|---|
| **B4D12** | 895 | 939 | 986 | 1055 | 1161 |
| **B4D15** | 979 | 1027 | 1079 | 1154 | 1270 |
| **B4D18** | 1062 | 1116 | 1171 | 1253 | 1379 |
| **B4D21** | 1146 | 1204 | 1264 | 1352 | 1487 |
| **B4D24** | 1230 | 1292 | 1356 | 1451 | 1596 |
| **B4D27** | 1314 | 1380 | 1449 | 1550 | 1705 |
| **B4D30** | 1398 | 1468 | 1541 | 1649 | 1814 |
| NEW **B4D33** | 1482 | 1556 | 1634 | 1748 | 1923 |
| NEW **B4D36** | 1566 | 1644 | 1726 | 1847 | 2032 |
| NEW **B4D39** | 1650 | 1732 | 1819 | 1946 | 2140 |
| NEW **B4D42** | 1733 | 1820 | 1911 | 2045 | 2249 |

- Exterior height of bottom drawer box is 6 3/8″.

**Custom Modifications**

| CBO | CCO | CD | CFNTO | CFRMO | CND | DDE | FB | FD | FP | FPEB | FTK | FTKV | MIP | P | RT | RTKALL/BK | RTKL/R | VTK |
|---|---|---|---|---|---|---|---|---|---|---|---|---|---|---|---|---|---|---|
| • | • | • | | • | | • | • | | • | • | • | •[1] | | | | •[2] | • | • |

**Construction Upgrades**

| APC | PE |
|---|---|
| • | • |

**Non Soft-close Options**

| NSCFB | NSCH |
|---|---|
| • | |

[1] Not available on 12″ wide
[2] RTKALL not available on 12″, 15″, 18″, 21″ or 24″ wide

## BASE FOUR DRAWER with WOOD TIERED CUTLERY DIVIDER

15", 18", 21", or 24"

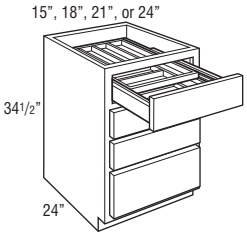


| | | | | | |
|---|---|---|---|---|---|
| **B4D15WTCD** | 1620 | 1669 | 1720 | 1796 | 1911 |
| **B4D18WTCD** | 1728 | 1781 | 1837 | 1919 | 2044 |
| **B4D21WTCD** | 1838 | 1895 | 1955 | 2044 | 2179 |
| **B4D24WTCD** | 1947 | 2009 | 2073 | 2168 | 2313 |

- Includes Wood Tiered Cutlery Divider in top drawer.
- Exterior WTCD drawer box height is 3 3/4″, interior height of top and bottom tier is 1 3/8″.
- Exterior height of bottom drawer box is 6 3/8″.
- Wood Tiered Cutlery Divider is also available as an accessory. See page 151.

**Custom Modifications**

| CBO | CCO | CD | CFNTO | CFRMO | CND | DDE | FB | FD | FP | FPEB | FTK | FTKV | MIP | P | RT | RTKALL/BK | RTKL/R | VTK |
|---|---|---|---|---|---|---|---|---|---|---|---|---|---|---|---|---|---|---|
| • | • | | | • | | • | • | | | • | • | • | | | | •[1] | • | • |

**Construction Upgrades**

| APC | PE |
|---|---|
| • | • |

**Non Soft-close Options**

| NSCFB | NSCH |
|---|---|
| | |

[1] RTKALL not available

## BASE WASTEBASKET

15"

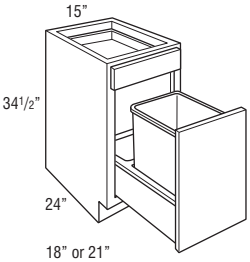


18" or 21"

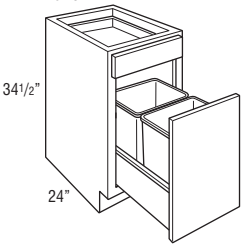


| | | | | | |
|---|---|---|---|---|---|
| **BWB15** | 1080 | 1134 | 1190 | 1274 | 1401 |
| **BWBD18** | 1110 | 1166 | 1224 | 1310 | 1441 |
| **BWBD21** | 1177 | 1236 | 1298 | 1389 | 1527 |

- Pull-out features undermount soft-close guides.
- BWB15 includes one 35 quart gray wastebasket and a trash bag storage area.
- BWB18 and BWB21 include two 35 quart gray wastebaskets.

**Custom Modifications**

| CBO | CCO | CD | CFNTO | CFRMO | CND | DDE | FB | FD | FP | FPEB | FTK | FTKV | MIP | P | RT | RTKALL/BK | RTKL/R | VTK |
|---|---|---|---|---|---|---|---|---|---|---|---|---|---|---|---|---|---|---|
| • | • | | | • | | • | • | | • | • | • | • | | | | •[1] | • | • |

**Construction Upgrades**

| APC | PE |
|---|---|
| • | • |

**Non Soft-close Options**

| NSCFB | NSCH |
|---|---|
| | |

[1] RTKALL not available

## BASE WASTEBASKET, FULL HEIGHT DOOR

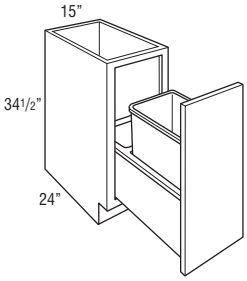


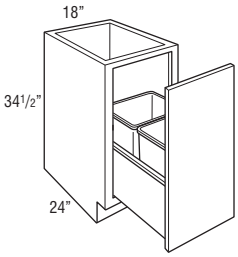


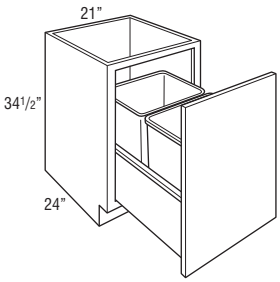


| Price Column | 1 | 2 | 3 | 4 | 5 |
|---|---|---|---|---|---|
| **BWB15FH** | 1073 | 1126 | 1183 | 1266 | 1392 |
| **BWBD18FH** | 1125 | 1181 | 1240 | 1327 | 1460 |
| **BWBD21FH** | 1134 | 1191 | 1250 | 1338 | 1472 |

- Pull-out features undermount soft-close guides.
- BWB15FH includes one 50 quart gray wastebasket and a trash bag storage area.
- BWBD18FH includes two 35 quart gray wastebaskets.
- BWBD21FH includes two 50 quart gray wastebaskets.

**Custom Modifications**

| CBO | CCO | CD | CFNTO | CFRMO | CND | DDE | FB | FD | FP | FPEB | FTK | FTKV | MIP | P | RT | RTKALL/BK | RTKL/R | VTK |
|---|---|---|---|---|---|---|---|---|---|---|---|---|---|---|---|---|---|---|
| • | • | | | • | | • | • | | | • | • | • | | | | •[1] | • | • |

**Construction Upgrades**

| APC | PE |
|---|---|
| • | • |

**Non Soft-close Options**

| NSCFB | NSCH |
|---|---|
| | |

[1] RTKALL not available

## BASE CUBBY VERTICAL

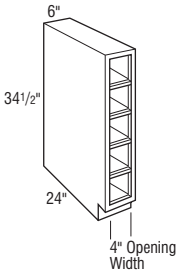


| | | | | | |
|---|---|---|---|---|---|
| **BCUBV6** | 1388 | 1388 | 1388 | 1388 | 1388 |

- Vertical application only.

**Custom Modifications**

| CBO | CCO | CD | CFNTO | CFRMO | CND | DDE | FB | FD | FP | FPEB | FTK | FTKV | MIP | P | RT | RTKALL/BK | RTKL/R | VTK |
|---|---|---|---|---|---|---|---|---|---|---|---|---|---|---|---|---|---|---|
| | | • | | • | | | | | | • | • | | STD | | | | | • |

**Construction Upgrades**

| APC | PE |
|---|---|
| • | |

**Non Soft-close Options**

| NSCFB | NSCH |
|---|---|
| | |

## BASE PANTRY PULL-OUT

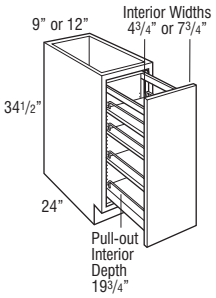


| | | | | | |
|---|---|---|---|---|---|
| **BPP9** | 1432 | 1455 | 1480 | 1516 | 1571 |
| **BPP12** | 1464 | 1489 | 1515 | 1554 | 1612 |

- All styles feature a natural finish soft-close wood pull-out with adjustable shelves and chrome rail sides. The adjustable rear wall of the pull-out prevents items from falling behind the unit.

**Custom Modifications**

| CBO | CCO | CD | CFNTO | CFRMO | CND | DDE | FB | FD | FP | FPEB | FTK | FTKV | MIP | P | RT | RTKALL/BK | RTKL/R | VTK |
|---|---|---|---|---|---|---|---|---|---|---|---|---|---|---|---|---|---|---|
| | • | | | • | | • | • | | | • | • | | | | | •[1] | • | • |

**Construction Upgrades**

| APC | PE |
|---|---|
| • | • |

**Non Soft-close Options**

| NSCFB | NSCH |
|---|---|
| | |

[1] RTKALL not available

## BASE PANTRY PULL-OUT with UTENSIL CANISTERS

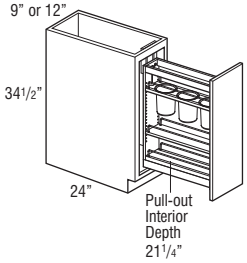


| Price Column | 1 | 2 | 3 | 4 | 5 |
|---|---|---|---|---|---|
| **BPP9U** | 1902 | 1925 | 1950 | 1986 | 2041 |
| **BPP12U** | 1934 | 1959 | 1985 | 2024 | 2082 |

- All styles feature a natural finish soft-close wood pull-out with two adjustable shelves (including canister shelf) and one fixed shelf with chrome rail sides. Top adjustable shelf features three stainless steel canisters for utensils. The adjustable rear wall of the pull-out prevents items from falling behind the unit.
- BPP9U canisters are 5.85″ tall and have an inside diameter of 4.3″.
- BPP12U canisters are 6.7″ tall and have an inside diameter of 5″.

**Custom Modifications**

| CBO | CCO | CD | CFNTO | CFRMO | CND | DDE | FB | FD | FP | FPEB | FTK | FTKV | MIP | P | RT | RTKALL/BK | RTKL/R | VTK |
|---|---|---|---|---|---|---|---|---|---|---|---|---|---|---|---|---|---|---|
| | • | | | • | | • | • | | | • | • | | | | | •[1] | • | • |

**Construction Upgrades**

| APC | PE |
|---|---|
| • | • |

**Non Soft-close Options**

| NSCFB | NSCH |
|---|---|
| | |

[1] RTKALL not available

## BASE PANTRY PULL-OUT with UTENSIL CANISTERS, KNIFE BLOCK

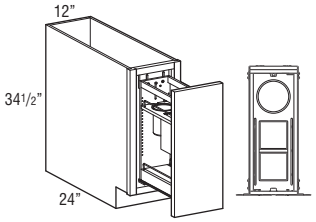


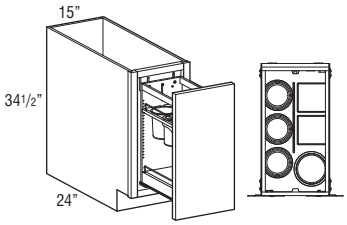


| | | | | | |
|---|---|---|---|---|---|
| **BPP12UK** | 3623 | 3648 | 3674 | 3713 | 3771 |
| **BPP15UK** | 3655 | 3682 | 3709 | 3750 | 3813 |

- Full extension, soft-close wood pull-out with natural finish and one fixed shelf.
- BPP12UK features an adjustable shelf with two knife blocks, one stainless steel canister, four cutting boards, and one fixed shelf with chrome rails. Canister is 6.7″ tall and has an inside diameter of 5″.
- BPP15UK features an adjustable shelf with two knife blocks, four stainless steel canisters, four cutting boards, and one fixed shelf with chrome rails. Three canisters are 5.85″ tall and have an inside diameter of 4.3″, and one is 6.7″ tall with an inside diameter of 5″.
- Knife block features movable flex rods that adjust to hold a multitude of knives.
- Includes adjustable rear wall for extra strength and stability.
- Adjustable shelf is easily reversible for placement of knife blocks in the front or rear.

**Custom Modifications**

| CBO | CCO | CD | CFNTO | CFRMO | CND | DDE | FB | FD | FP | FPEB | FTK | FTKV | MIP | P | RT | RTKALL/BK | RTKL/R | VTK |
|---|---|---|---|---|---|---|---|---|---|---|---|---|---|---|---|---|---|---|
| | • | | | • | | • | • | | | • | • | •[1] | | | | •[2] | • | • |

**Construction Upgrades**

| APC | PE |
|---|---|
| • | • |

**Non Soft-close Options**

| NSCFB | NSCH |
|---|---|
| | |

[1] Not available on 12″ wide
[2] RTKALL not available

## BASE BOX COLUMN PULL-OUT

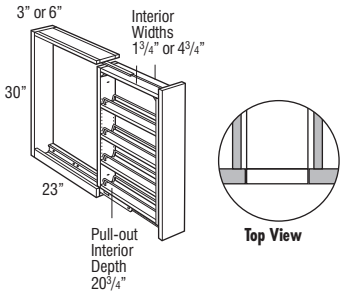


**PLAIN**

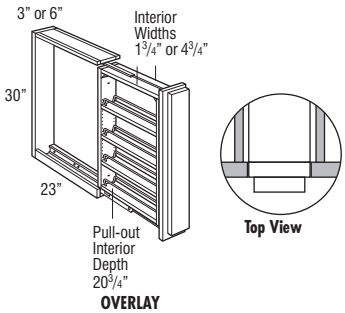


**OVERLAY**

| | | | | | |
|---|---|---|---|---|---|
| **BBC3PO** (Plain) | 1531 | 1531 | 1531 | 1531 | 1531 |
| **BBC6PO** (Plain) | 1622 | 1622 | 1622 | 1622 | 1622 |
| **BBC3POOL** (Overlay) | 1600 | 1600 | 1600 | 1600 | 1600 |
| **BBC6POOL** (Overlay) | 1696 | 1696 | 1696 | 1696 | 1696 |

- Recommend installation between two cabinets. If installed on the end of a run or adjacent to an appliance, must use a 3/4" thick end panel.
- Install unit before removing shipping brace and attaching filler.
- Includes unattached profiled full overlay filler on the Overlay SKUs.
- Certain door style overlays will be painted hardwood. See Door Style section for exceptions.
- Decorative hardware required on base units.
- Toekick not included; must be built up in the field.
- All styles feature a natural finish soft-close wood pull-out with adjustable shelves and chrome rail sides.
- In order to allow proper clearance for opening and closing, allow an additional 1/8″ space between adjacent cabinet face frames. The 3″ wide pull-outs require 3 1/8″ space and the 6″ wide pull-outs require 6 1/8″ space. Spacers are included with the pull-outs to allow for proper installation.
- For full access from both sides of unit, do not install against a wall or next to deeper appliances and cabinets.

| MODIFICATIONS |
|---|
| No modifications available for these products. |

## BASE RANGE DROP-IN

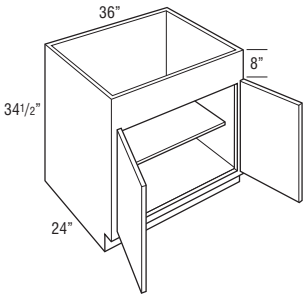


| Price Column | 1 | 2 | 3 | 4 | 5 |
|---|---|---|---|---|---|
| **BRD36** | 898 | 943 | 990 | 1060 | 1165 |

- 8″ panel can be trimmed up to 6 1/2″.
- Adjustable 15″ deep shelf.
- Can also be used with apron front sinks, refer to manufacturer's dimension requirements.

**Custom Modifications**

| CBO | CCO | CD | CFNTO | CFRMO | CND | DDE | FB | FD | FP | FPEB | FTK | FTKV | MIP | P | RT | RTKALL/BK | RTKL/R | VTK |
|---|---|---|---|---|---|---|---|---|---|---|---|---|---|---|---|---|---|---|
| • | • | • | • | • | | • | • | • | | • | • | • | • | | • | • | • | • |

**Construction Upgrades**

| APC | PE |
|---|---|
| • | • |

**Non Soft-close Options**

| NSCFB | NSCH |
|---|---|
| | • |

## BASE OVEN CUT-OUT TRIMMABLE

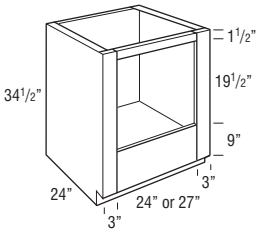


| Model | Opening Width | Maximum Width | Opening Height | Maximum Height* |
|---|---|---|---|---|
| BOC30T | 24″ | 28 1/2″ | 19 1/2″ | 27 1/2″ |
| BOC33T | 27″ | 31 1/2″ | 19 1/2″ | 27 1/2″ |
| BOC36T | 30″ | 34 1/2″ | 19 1/2″ | 27 1/2″ |

*Top frame cross rail can be removed during field installation if cabinet is properly installed between two adjacent cabinets, increasing the maximum height to 28 1/4″.

| | | | | | |
|---|---|---|---|---|---|
| **BOC30T** | 968 | 968 | 968 | 968 | 968 |
| **BOC33T** | 1026 | 1026 | 1026 | 1026 | 1026 |
| **BOC36T** | 1084 | 1084 | 1084 | 1084 | 1084 |

- Oven cabinet has laminated interior.
- May not hold cooktop and slide-in oven combination. Refer to cooktop and slide-in oven manufacturer specifications.
- For built in appliance support, OCINSTALLKIT is included in 24" deep cabinets (see page 151 for details), but will not be included when depth is modified.
- OCINSTALLKIT weight limit is 400 lbs. per pair.
- Heat shields are sold separately, as an accessory. See page 151.

**Custom Modifications**

| CBO | CCO | CD | CFNTO | CFRMO | CND | DDE | FB | FD | FP | FPEB | FTK | FTKV | MIP | P | RT | RTKALL/BK | RTKL/R | VTK |
|---|---|---|---|---|---|---|---|---|---|---|---|---|---|---|---|---|---|---|
| | | • | | • | | • | • | | | • | • | • | | | | • | • | • |

**Construction Upgrades**

| APC | PE |
|---|---|
| • | • |

**Non Soft-close Options**

| NSCFB | NSCH |
|---|---|
| | |

## BASE MICROWAVE with DEEP DRAWER TRIMMABLE

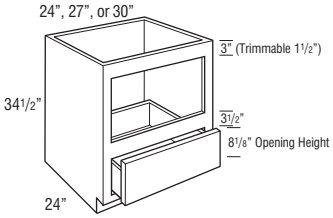


| Model | Opening Width | Maximum Width | Opening Height | Maximum Height |
|---|---|---|---|---|
| BMW24DDT | 21″ | 22 1/2″ | 13 7/8″ | 16 7/8″ |
| BMW27DDT | 24″ | 25 1/2″ | 13 7/8″ | 16 7/8″ |
| BMW30DDT | 27″ | 28 1/2″ | 13 7/8″ | 16 7/8″ |

| | | | | | |
|---|---|---|---|---|---|
| **BMW24DDT** | 1090 | 1144 | 1202 | 1286 | 1414 |
| **BMW27DDT** | 1164 | 1222 | 1284 | 1373 | 1511 |
| **BMW30DDT** | 1238 | 1300 | 1365 | 1461 | 1607 |

- Standard interior.
- For built-in appliance support, OCINSTALLKIT is included in 24″ deep cabinets (see page 151 for details), but will not be included when depth is modified.
- OCINSTALLKIT weight limit is 400 lbs. per pair.
- The usable cabinet face height between top of drawer front and top of cabinet is 19 1/8″ for partial overlay and 19 3/4″ for full overlay. Be sure to verify overall appliance height, gap requirements, and cut-out dimensions with cabinet specifications.

**Custom Modifications**

| CBO | CCO | CD | CFNTO | CFRMO | CND | DDE | FB | FD | FP | FPEB | FTK | FTKV | MIP | P | RT | RTKALL/BK | RTKL/R | VTK |
|---|---|---|---|---|---|---|---|---|---|---|---|---|---|---|---|---|---|---|
| • | • | • | | • | | • | • | | | • | • | • | | | | •[1] | • | • |

**Construction Upgrades**

| APC | PE |
|---|---|
| • | • |

**Non Soft-close Options**

| NSCFB | NSCH |
|---|---|
| | |

[1] RTKALL not available on 24″ wide

## BASE MICROWAVE SHELF

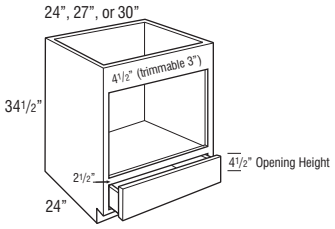


| Model | Opening Width | Maximum Width | Opening Height | Maximum Height |
|---|---|---|---|---|
| BMWS24 | 21″ | 22 1/2″ | 17″ | 20″ |
| BMWS27 | 24″ | 25 1/2″ | 17″ | 20″ |
| BMWS30 | 27″ | 28 1/2″ | 17″ | 20″ |

| Price Column | 1 | 2 | 3 | 4 | 5 |
|---|---|---|---|---|---|
| BMWS24 | 1057 | 1110 | 1165 | 1247 | 1371 |
| BMWS27 | 1124 | 1181 | 1240 | 1326 | 1459 |
| BMWS30 | 1192 | 1251 | 1314 | 1406 | 1546 |

- Reinforced plywood floor.
- The usable cabinet face height between top of drawer front and top of cabinet is 23 1/2″ for partial overlay and full overlay. Be sure to verify overall appliance height, gap requirements, and cut-out dimensions with cabinet specifications.

**Custom Modifications**

| CBO | CCO | CD | CFNTO | CFRMO | CND | DDE | FB | FD | FP | FPEB | FTK | FTKV | MIP | P | RT | RTKALL/BK | RTKL/R | VTK |
|---|---|---|---|---|---|---|---|---|---|---|---|---|---|---|---|---|---|---|
| • | • | • | | • | | • | | | | • | • | • | STD | | | •[1] | • | • |

**Construction Upgrades**

| APC | PE |
|---|---|
| | |

**Non Soft-close Options**

| NSCFB | NSCH |
|---|---|
| • | |

[1] RTKALL not available on 24″ wide

## BASE MICROWAVE SHELF with DEEP DRAWER

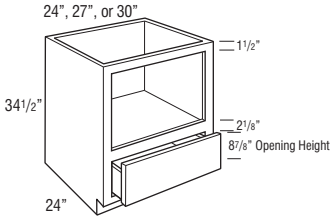


| Model | Opening Width | Maximum Width | Opening Height | Maximum Height |
|---|---|---|---|---|
| BMWS24DD | 21″ | 22 1/2″ | 16″ | 16″ |
| BMWS27DD | 24″ | 25 1/2″ | 16″ | 16″ |
| BMWS30DD | 27″ | 28 1/2″ | 16″ | 16″ |

| | | | | | |
|---|---|---|---|---|---|
| BMWS24DD | 1122 | 1178 | 1237 | 1323 | 1456 |
| BMWS27DD | 1198 | 1258 | 1321 | 1414 | 1555 |
| BMWS30DD | 1275 | 1339 | 1406 | 1504 | 1654 |

- Reinforced plywood floor.
- The usable cabinet face height between top of drawer front and top of cabinet is 19 1/8″ for partial overlay and 18 3/8″ for full overlay. Be sure to verify overall appliance height, gap requirements, and cut-out dimensions with cabinet specifications.

**Custom Modifications**

| CBO | CCO | CD | CFNTO | CFRMO | CND | DDE | FB | FD | FP | FPEB | FTK | FTKV | MIP | P | RT | RTKALL/BK | RTKL/R | VTK |
|---|---|---|---|---|---|---|---|---|---|---|---|---|---|---|---|---|---|---|
| • | • | • | | • | | • | | | | • | • | • | STD | | | •[1] | • | • |

**Construction Upgrades**

| APC | PE |
|---|---|
| | |

**Non Soft-close Options**

| NSCFB | NSCH |
|---|---|
| | |

[1] RTKALL not available on 24″ wide

## BASE PENINSULA BLIND

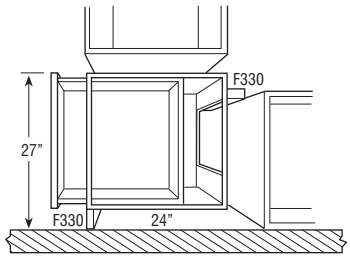


| | | | | | |
|---|---|---|---|---|---|
| BPB24 | 1069 | 1122 | 1178 | 1261 | 1387 |

- Cabinet width is 24″.
- Adjustable full depth shelf.
- Includes two 3″ fillers, shipped unattached. Fillers are required for drawer and door opening clearance of adjacent cabinets.
- Unfinished toekick on front and back of cabinet.
- Will not accept roll trays.

**Custom Modifications**

| CBO | CCO | CD | CFNTO | CFRMO | CND | DDE | FB | FD | FP | FPEB | FTK | FTKV | MIP | P | RT | RTKALL/BK | RTKL/R | VTK |
|---|---|---|---|---|---|---|---|---|---|---|---|---|---|---|---|---|---|---|
| • | • | • | | | • | • | • | | • | • | • | • | | STD | | STD[1] | • | • |

**Construction Upgrades**

| APC | PE |
|---|---|
| • | • |

**Non Soft-close Options**

| NSCFB | NSCH |
|---|---|
| | • |

[1] RTKBK is standard. RTKALL is not available.

## BASE PENINSULA BLIND, FULL HEIGHT DOOR

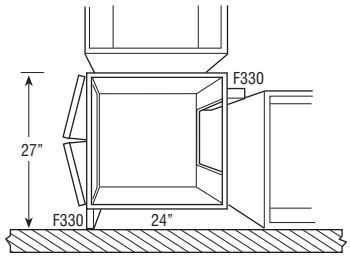


| | | | | | |
|---|---|---|---|---|---|
| BPB24FH | 1291 | 1356 | 1423 | 1523 | 1675 |

- Cabinet width is 24″.
- Adjustable full depth shelf.
- Includes two 3″ fillers, shipped unattached. Fillers are required for drawer and door opening clearance of adjacent cabinets.
- Unfinished toekick on front and back of cabinet.
- Will not accept roll trays.

**Custom Modifications**

| CBO | CCO | CD | CFNTO | CFRMO | CND | DDE | FB | FD | FP | FPEB | FTK | FTKV | MIP | P | RT | RTKALL/BK | RTKL/R | VTK |
|---|---|---|---|---|---|---|---|---|---|---|---|---|---|---|---|---|---|---|
| • | • | • | | | | • | • | | | • | • | • | | STD | | STD[1] | • | • |

**Construction Upgrades**

| APC | PE |
|---|---|
| • | • |

**Non Soft-close Options**

| NSCFB | NSCH |
|---|---|
| | • |

[1] RTKBK is standard. RTKALL is not available.

# TABLE OF CONTENTS – UNIVERSAL ACCESS CABINETS


Universal Access Base Cabinets with Adjustable Shelves . . . . . .86
Universal Access Sink Base . . . . . .86
Universal Access Corner Cabinet . . . . . .87
Universal Access Drawer Base . . . . . .88
Universal Access Microwave with Deep Drawer . . . . . .88
Universal Access Vanity Wall Sink, Removable Sink Base . . . . . .88




## UNIVERSAL ACCESS NOMENCLATURE

All Universal Access Cabinets are 32 1/2″ high unless otherwise noted.

B2432.5

Cabinet Type — Cabinet Width

### CONSTRUCTION UPGRADES

| Mod. | Description |
|---|---|
| APC | All- plywood Construction |
| PE | Plywood Ends |

### NON SOFT-CLOSE OPTIONS

| Mod. | Description |
|---|---|
| NSCFB | Non Soft-close Furniture Board Drawers |
| NSCH | Non Soft-close Hinge |

### MODIFICATIONS GRID KEY

| Mod. | Description |
|---|---|
| • | Available |
| STD | Standard on these cabinets |
| 5 DAY | 5 Day Express Response Item |

### CUSTOM MODIFICATIONS

| Mod. | Description |
|---|---|
| CBO | Cabinet Box Only |
| CCO | Cabinet Case Only |
| CD | Change Depth |
| CFNTO | Cabinet Front Only |
| CFRMO | Cabinet Face Frame Only |
| CND | Cabinet No Door |
| DDE | Decorative Door on End |
| FB | Finished End, Both |
| FD | Full Depth Shelf |
| FP | False Panel |
| FPEB | Furniture Plywood End, Both |
| MIP | Matching Interior Plywood |
| RT | Roll Tray |
| VTK | Void Toekick |

Universal Access Cabinets are shipped with an unfinished toekick. Finished toekicks in matching wood veneer or laminate must be ordered separately and field installed.

Standard Universal Access toekick is 4 1/2" tall, which will align with base cabinets.

Heat shields are available for field installation. See page 151.

Full depth shelf kits are available for field installation. See page 145.

## UNIVERSAL ACCESS BASE

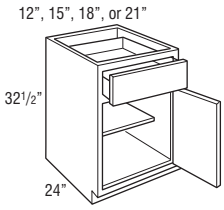


| Price Column | 1 | 2 | 3 | 4 | 5 |
|---|---|---|---|---|---|
| **UAB12 L or R** | 543 | 570 | 599 | 641 | 705 |
| **UAB15 L or R** | 582 | 611 | 642 | 687 | 755 |
| **UAB18 L or R** | 621 | 652 | 685 | 733 | 806 |
| **UAB21 L or R** | 660 | 693 | 727 | 778 | 856 |

- Adjustable 15″ deep shelf.

**Custom Modifications**

| CBO | CCO | CD | CFNTO | CFRMO | CND | DDE | FB | FD | FP | FPEB | MIP | RT | VTK |
|---|---|---|---|---|---|---|---|---|---|---|---|---|---|
| • | • | • | • | • | • | | • | • | • | • | • | • | • |

**Construction Upgrades**

| APC | PE |
|---|---|
| • | • |

**Non Soft-close Options**

| NSCFB | NSCH |
|---|---|
| • | • |

## UNIVERSAL ACCESS BASE

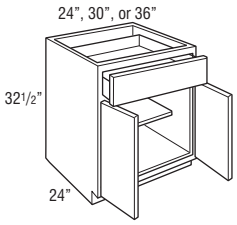


| | | | | | |
|---|---|---|---|---|---|
| **UAB24** | 762 | 800 | 840 | 899 | 989 |
| **UAB30** | 871 | 915 | 960 | 1027 | 1130 |
| **UAB36** | 980 | 1029 | 1080 | 1156 | 1271 |

- Adjustable 15″ deep shelf.

**Custom Modifications**

| CBO | CCO | CD | CFNTO | CFRMO | CND | DDE | FB | FD | FP | FPEB | MIP | RT | VTK |
|---|---|---|---|---|---|---|---|---|---|---|---|---|---|
| • | • | • | • | • | • | | • | • | • | • | • | • | • |

**Construction Upgrades**

| APC | PE |
|---|---|
| • | • |

**Non Soft-close Options**

| NSCFB | NSCH |
|---|---|
| • | • |

## UNIVERSAL ACCESS SINK BASE

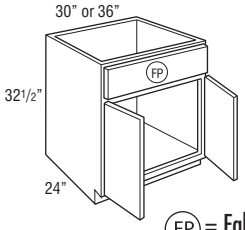


FP = False Panel

| | | | | | |
|---|---|---|---|---|---|
| **UASB30** | 723 | 759 | 797 | 853 | 938 |
| **UASB36** | 813 | 854 | 897 | 959 | 1055 |

- Mini Touch-up Kit (MTUK) included. MTUK includes small touch-up marker and small fill stick.

**Custom Modifications**

| CBO | CCO | CD | CFNTO | CFRMO | CND | DDE | FB | FD | FP | FPEB | MIP | RT | VTK |
|---|---|---|---|---|---|---|---|---|---|---|---|---|---|
| | • | • | • | • | | | • | | STD | • | • | | • |

**Construction Upgrades**

| APC | PE |
|---|---|
| • | • |

**Non Soft-close Options**

| NSCFB | NSCH |
|---|---|
| | • |

## UNIVERSAL ACCESS SINK BASE with REMOVABLE FRONT

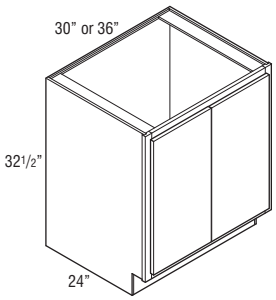


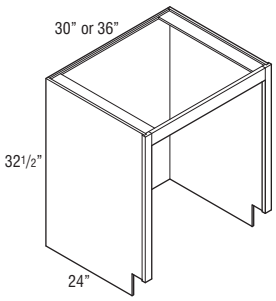


Shown with front, cabinet bottom, and toekick removed.

| | | | | | |
|---|---|---|---|---|---|
| **UASBRF30** | 1030 | 1081 | 1135 | 1215 | 1336 |
| **UASBRF36** | 1153 | 1211 | 1271 | 1360 | 1496 |

- Cabinet must be supported on both sides. For end of run, cabinet must be anchored to the floor.
- Front, cabinet bottom, and toekick are removable.

**Custom Modifications**

| CBO | CCO | CD | CFNTO | CFRMO | CND | DDE | FB | FD | FP | FPEB | MIP | RT | VTK |
|---|---|---|---|---|---|---|---|---|---|---|---|---|---|
| | • | | | | | | • | | | • | • | | |

**Construction Upgrades**

| APC | PE |
|---|---|
| STD | |

**Non Soft-close Options**

| NSCFB | NSCH |
|---|---|
| | • |

## UNIVERSAL ACCESS SINK BASE with REMOVABLE FRONT

| Price Column | 1 | 2 | 3 | 4 | 5 |
|---|---|---|---|---|---|
| **UASBRF3034.5** | 1071 | 1124 | 1181 | 1263 | 1389 |
| **UASBRF3634.5** | 1194 | 1254 | 1317 | 1409 | 1550 |

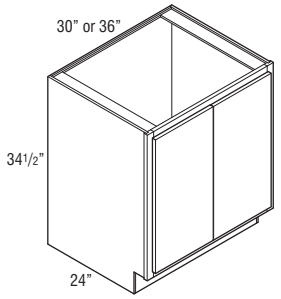


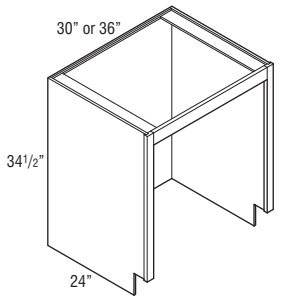


Shown with front, cabinet bottom, and toekick removed.

- Cabinet must be supported on both sides. For end of run, cabinet must be anchored to the floor.
- Front, cabinet bottom, and toekick are removable.

**Custom Modifications**

| CBO | CCO | CD | CFNTO | CFRMO | CND | DDE | FB | FD | FP | FPEB | MIP | RT | VTK |
|---|---|---|---|---|---|---|---|---|---|---|---|---|---|
| | • | | | | | • | • | | | • | • | | |

**Construction Upgrades**

| APC | PE |
|---|---|
| STD | |

**Non Soft-close Options**

| NSCFB | NSCH |
|---|---|
| | • |

## UNIVERSAL ACCESS BASE EASY REACH with LAZY SUSAN, PLYWOOD

| | | | | | |
|---|---|---|---|---|---|
| **UAB36LS(L or R)PW** | 2385 | 2504 | 2629 | 2813 | 3095 |

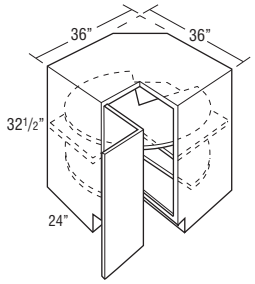


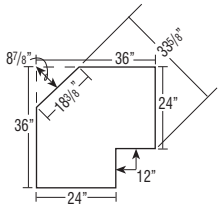


Due to fixed shelf mounting, shelves cannot be retrofitted.

- Wall width is 36″ x 36″.
- Features two plywood revolving shelves with a 1″ plywood lip. Lower shelf is mounted to floor. Upper shelf is mounted to fixed shelf. Fixed shelf is 1/2″ thick laminated furniture board.
- Susan is 32″ diameter.
- Decorative hardware screws must be countersunk to prevent scratching adjacent cabinets and face frame of UAB36(L or R)PW.
- Integrated soft-close hinge not included.

**Custom Modifications**

| CBO | CCO | CD | CFNTO | CFRMO | CND | DDE | FB | FD | FP | FPEB | MIP | RT | VTK |
|---|---|---|---|---|---|---|---|---|---|---|---|---|---|
| • | | | | | | | • | | | • | | | • |

**Construction Upgrades**

| APC | PE |
|---|---|
| • | • |

**Non Soft-close Options**

| NSCFB | NSCH |
|---|---|
| | STD |

| | Price Column | 1 | 2 | 3 | 4 | 5 |
|---|---|---|---|---|---|---|
| **UNIVERSAL ACCESS BASE THREE DRAWER** | **UAB3D15** | 849 | 891 | 936 | 1001 | 1102 |
| | **UAB3D18** | 926 | 972 | 1021 | 1093 | 1202 |
| | **UAB3D24** | 1080 | 1134 | 1191 | 1275 | 1402 |

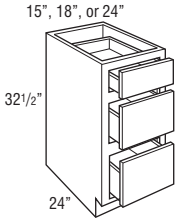


- 1 shallow and 2 deep drawers.

**Custom Modifications**

| CBO | CCO | CD | CFNTO | CFRMO | CND | DDE | FB | FD | FP | FPEB | MIP | RT | VTK |
|---|---|---|---|---|---|---|---|---|---|---|---|---|---|
| • | • | • | | • | | | • | | • | • | | | • |

**Construction Upgrades**

| APC | PE |
|---|---|
| • | • |

**Non Soft-close Options**

| NSCFB | NSCH |
|---|---|
| • | |

| | | | | | | |
|---|---|---|---|---|---|---|
| **UNVERSAL ACCESS BASE MICROWAVE SHELF with DEEP DRAWER** | **UABMWS30DD** | 1224 | 1285 | 1349 | 1444 | 1588 |

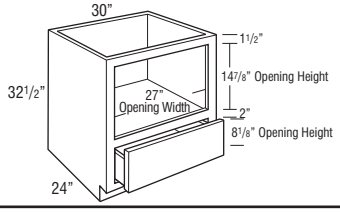


- 1 deep drawer below microwave.
- Reinforced plywood floor.

**Custom Modifications**

| CBO | CCO | CD | CFNTO | CFRMO | CND | DDE | FB | FD | FP | FPEB | MIP | RT | VTK |
|---|---|---|---|---|---|---|---|---|---|---|---|---|---|
| • | • | • | | • | | | | | | • | STD | | • |

**Construction Upgrades**

| APC | PE |
|---|---|
| | |

**Non Soft-close Options**

| NSCFB | NSCH |
|---|---|
| | |

| | | | | | | |
|---|---|---|---|---|---|---|
| **UNIVERSAL ACCESS VANITY SINK BASE with ANGLED KNEE SPACE** | **UAVSBAKS27** | 782 | 782 | 782 | 782 | 782 |
| | **UAVSBAKS30** | 832 | 832 | 832 | 832 | 832 |
| | **UAVSBAKS33** | 882 | 882 | 882 | 882 | 882 |

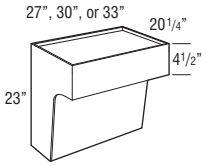


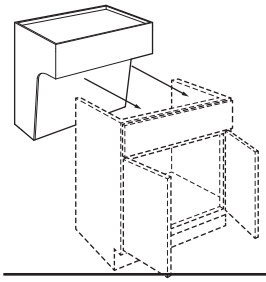

- Recommended installation height of 32″ high with 9″ of clearance below.
- Front panel is attached with clips for easy removal for access to plumbing.
- Finished veneer plywood exterior and interior.
- For proper installation, cabinet must be secured on each side through both the top and bottom of the back panel into wall studs. Installation instructions and required 3 1/2″ installation screws included, standard 2 1/2″ installation screws are not sufficient in this application.
- Features a full cabinet top that can be routed for sink installation.
- Approximate weight limit is 400 lbs. per cabinet (includes weight of the cabinet, countertop and contents). Proper installation is required and additional bracing may be required.
- Includes connector clips to mount the sink base to the Universal Access Vanity Sink Base with Removable Cabinet (UAVSBRC). UAVSBRC not included, see below.

**Custom Modifications**

| CBO | CCO | CD | CFNTO | CFRMO | CND | DDE | FB | FD | FP | FPEB | MIP | RT | VTK |
|---|---|---|---|---|---|---|---|---|---|---|---|---|---|
| | | | | | | | | | | STD | STD | | |

**Construction Upgrades**

| APC | PE |
|---|---|
| | |

**Non Soft-close Options**

| NSCFB | NSCH |
|---|---|
| | |

| | | | | | | |
|---|---|---|---|---|---|---|
| **UNIVERSAL ACCESS VANITY SINK BASE with REMOVABLE CABINET** | **UAVSBRC3032** | 1030 | 1081 | 1135 | 1215 | 1336 |
| | **UAVSBRC3332** | 1091 | 1146 | 1203 | 1288 | 1416 |
| | **UAVSBRC3632** | 1153 | 1211 | 1271 | 1360 | 1496 |

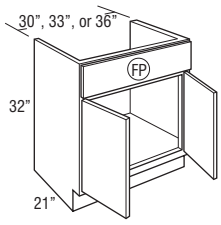


- Must be ordered with Universal Access Vanity Sink Base with Angled Knee Space (UAVSBKS), not designed to be a stand-alone unit.
  - UAVSBRC3032 is compatible with UAVSBAKS27
  - UAVSBRC3332 is compatible with UAVSBAKS30
  - UAVSBRC3632 is compatible with UAVSBAKS33
- Cabinet is able to be removed for handicap accessible use.
- Includes connector clips to mount the sink base to the Universal Access Vanity Sink Base with Angled Knee Space (UAVSBKS).

**Custom Modifications**

| CBO | CCO | CD | CFNTO | CFRMO | CND | DDE | FB | FD | FP | FPEB | MIP | RT | VTK |
|---|---|---|---|---|---|---|---|---|---|---|---|---|---|
| | • | | • | • | | | | | | STD | • | | |

**Construction Upgrades**

| APC | PE |
|---|---|
| STD | |

**Non Soft-close Options**

| NSCFB | NSCH |
|---|---|
| | • |

# TABLE OF CONTENTS – TALL CABINETS


Tall Cabinets with Shelves . . . . . 90
Tall Cabinets with Roll Trays . . . . . 95
Oven Cabinets . . . . . 97




## TALL CABINET NOMENCLATURE

U248424

Cabinet Type — Cabinet Width — Cabinet Height — Cabinet Depth

### DOOR OPTIONS

| Mod. | Description |
|---|---|
| CG, CG.T | Cut-for-glass Door |
| MFO | Modified Full Overlay |

### CONSTRUCTION UPGRADES

| Mod. | Description |
|---|---|
| APC | All- plywood Construction |
| PE | Plywood Ends |

### NON SOFT-CLOSE OPTIONS

| Mod. | Description |
|---|---|
| NSCFB | Non Soft-close Furniture Board Drawers |
| NSCH | Non Soft-close Hinge |

### MODIFICATIONS GRID KEY

| Mod. | Description |
|---|---|
| • | Available |
| STD | Standard on these cabinets |
| 5 DAY | 5 Day Express Response Item |

### CUSTOM MODIFICATIONS

| Mod. | Description |
|---|---|
| CBO | Cabinet Box Only |
| CCO | Cabinet Case Only |
| CD | Change Depth |
| CFNTO | Cabinet Front Only |
| CFRMO | Cabinet Face Frame Only |
| CND | Cabinet No Door |
| DDE | Decorative Door on End |
| FB | Finished End, Both |
| FD | Full Depth Shelf |
| FPEB | Furniture Plywood End, Both |
| FTK | Flush Toekick |
| FTKV.A | Flush Toekick Valance, Style A |
| FTKV.F | Flush Toekick Valance, Style F |
| MIP | Matching Interior Plywood |
| RT | Roll Tray |
| RTKL | Recessed Toekick, Left |
| RTKR | Recessed Toekick, Right |
| VTK | Void Toekick |

Utility cabinets with depths of 12″ must be installed to studs in wall or onto the end of another tall cabinet.

Remember to apply an end panel skin to all tall cabinets when installing next to a base and a wall cabinet to avoid notching the countertop around the face frame.

Apply an end panel skin to create a flush end on the side of a tall cabinet if installed at the end of a run for ease of moulding installation.

Separate pedestal base included but may be packaged separately on 93″ and 96″ tall. Pedestal is designed to create a Recessed Left or Right Toekick application during field installation, or can be centered. Pedestal must be covered with toeboard material.

Tall mitered door styles and laminate door styles will feature one center panel; other door styles will feature two center panels.

## UTILITY WALL, 84″ or 87″ HIGH

12”, 15”, 18”, 21”, or 24”

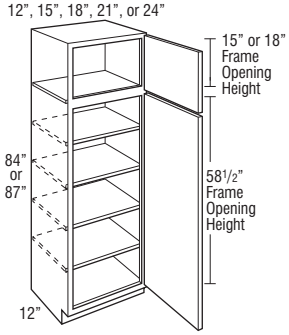


24”, 27”, 30”, 33”, or 36”

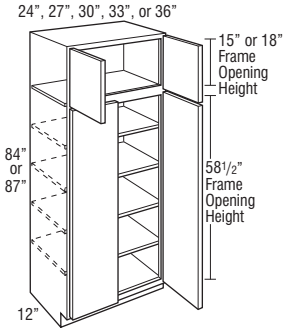


| Price Column | 1 | 2 | 3 | 4 | 5 |
|---|---|---|---|---|---|
| **UW1284 L or R** | 940 | 987 | 1036 | 1108 | 1219 |
| **UW1584 L or R** | 1048 | 1100 | 1155 | 1236 | 1360 |
| **UW1884 L or R** | 1156 | 1214 | 1275 | 1364 | 1501 |
| **UW2184 L or R** | 1265 | 1328 | 1394 | 1492 | 1641 |
| **UW2484 L or R** | 1373 | 1442 | 1514 | 1620 | 1782 |
| **UW1287 L or R** | 1048 | 1100 | 1155 | 1236 | 1360 |
| **UW1587 L or R** | 1156 | 1214 | 1275 | 1364 | 1501 |
| **UW1887 L or R** | 1265 | 1328 | 1394 | 1492 | 1641 |
| **UW2187 L or R** | 1373 | 1442 | 1514 | 1620 | 1782 |
| **UW2487 L or R** | 1482 | 1556 | 1634 | 1748 | 1923 |
| **UW2484** | 1274 | 1337 | 1404 | 1503 | 1653 |
| **UW2784** | 1421 | 1492 | 1566 | 1676 | 1844 |
| **UW3084** | 1568 | 1646 | 1728 | 1849 | 2034 |
| **UW3384** | 1715 | 1800 | 1890 | 2023 | 2225 |
| **UW3684** | 1862 | 1955 | 2052 | 2196 | 2416 |
| **UW2487** | 1421 | 1492 | 1566 | 1676 | 1844 |
| **UW2787** | 1568 | 1646 | 1728 | 1849 | 2034 |
| **UW3087** | 1715 | 1800 | 1890 | 2023 | 2225 |
| **UW3387** | 1862 | 1955 | 2052 | 2196 | 2416 |
| **UW3687** | 2009 | 2109 | 2215 | 2370 | 2606 |

**Custom Modifications**

| CBO | CCO | CD | CFNTO | CFRMO | CND | DDE | FB | FD | FPEB | FTK | FTKV | MIP | RT | RTKL/R | VTK |
|---|---|---|---|---|---|---|---|---|---|---|---|---|---|---|---|
| • | • | | • | • | | • | • | | • | • | •[1] | • | | • | • |

**Construction Upgrades**

| APC | PE |
|---|---|
| • | • |

**Door Options**

| CG | CG.T | MFO |
|---|---|---|
| | | • |

**Non Soft-close Options**

| NSCFB | NSCH |
|---|---|
| | • |

[1] Not available on 12″ wide

## UTILITY WALL, 90″ HIGH

12”, 15”, 18”, 21”, or 24”

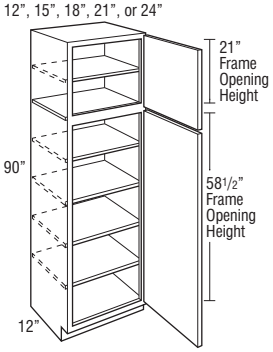


24”, 27”, 30”, 33”, or 36”

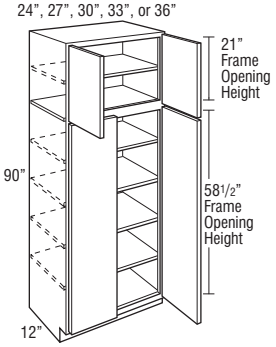


| Price Column | 1 | 2 | 3 | 4 | 5 |
|---|---|---|---|---|---|
| **UW1290 L or R** | 1156 | 1214 | 1275 | 1364 | 1501 |
| **UW1590 L or R** | 1265 | 1328 | 1394 | 1492 | 1641 |
| **UW1890 L or R** | 1373 | 1442 | 1514 | 1620 | 1782 |
| **UW2190 L or R** | 1482 | 1556 | 1634 | 1748 | 1923 |
| **UW2490 L or R** | 1590 | 1670 | 1753 | 1876 | 2063 |
| **UW2490** | 1568 | 1646 | 1728 | 1849 | 2034 |
| **UW2790** | 1715 | 1800 | 1890 | 2023 | 2225 |
| **UW3090** | 1862 | 1955 | 2052 | 2196 | 2416 |
| **UW3390** | 2009 | 2109 | 2215 | 2370 | 2606 |
| **UW3690** | 2156 | 2263 | 2377 | 2543 | 2797 |

**Custom Modifications**

| CBO | CCO | CD | CFNTO | CFRMO | CND | DDE | FB | FD | FPEB | FTK | FTKV | MIP | RT | RTKL/R | VTK |
|---|---|---|---|---|---|---|---|---|---|---|---|---|---|---|---|
| • | • | | • | • | | • | • | | • | • | •[1] | • | | • | • |

**Construction Upgrades**

| APC | PE |
|---|---|
| • | • |

**Door Options**

| CG | CG.T | MFO |
|---|---|---|
| | | • |

**Non Soft-close Options**

| NSCFB | NSCH |
|---|---|
| | • |

[1] Not available on 12″ wide

## UTILITY WALL, 93″ or 96″ HIGH

12”, 15”, 18”, 21”, or 24”

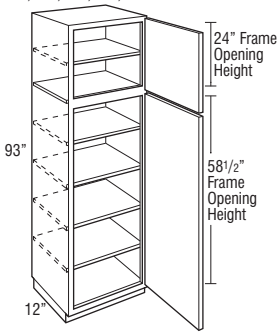


24”, 27”, 30”, 33”, or 36”

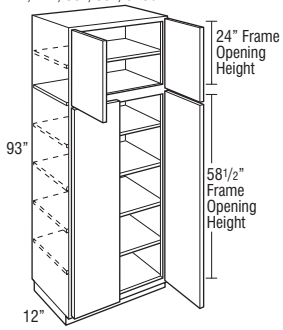


12”, 15”, 18”, 21”, or 24”

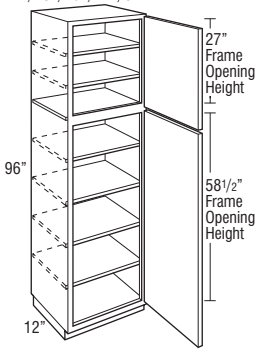


24”, 27”, 30”, 33”, or 36”

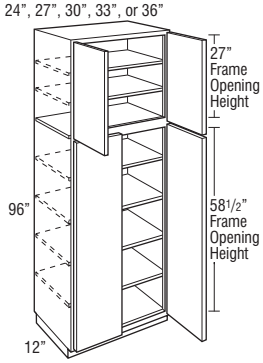


| Price Column | 1 | 2 | 3 | 4 | 5 |
|---|---|---|---|---|---|
| **UW1293 L or R** | 1265 | 1328 | 1394 | 1492 | 1641 |
| **UW1593 L or R** | 1373 | 1442 | 1514 | 1620 | 1782 |
| **UW1893 L or R** | 1482 | 1556 | 1634 | 1748 | 1923 |
| **UW2193 L or R** | 1590 | 1670 | 1753 | 1876 | 2063 |
| **UW2493 L or R** | 1699 | 1783 | 1873 | 2004 | 2204 |
| | | | | | |
| **UW2493** | 1715 | 1800 | 1890 | 2023 | 2225 |
| **UW2793** | 1862 | 1955 | 2052 | 2196 | 2416 |
| **UW3093** | 2009 | 2109 | 2215 | 2370 | 2606 |
| **UW3393** | 2156 | 2263 | 2377 | 2543 | 2797 |
| **UW3693** | 2303 | 2418 | 2539 | 2716 | 2988 |
| | | | | | |
| **UW1296 L or R** | 1373 | 1442 | 1514 | 1620 | 1782 |
| **UW1596 L or R** | 1482 | 1556 | 1634 | 1748 | 1923 |
| **UW1896 L or R** | 1590 | 1670 | 1753 | 1876 | 2063 |
| **UW2196 L or R** | 1699 | 1783 | 1873 | 2004 | 2204 |
| **UW2496 L or R** | 1807 | 1897 | 1992 | 2132 | 2345 |
| | | | | | |
| **UW2496** | 1862 | 1955 | 2052 | 2196 | 2416 |
| **UW2796** | 2009 | 2109 | 2215 | 2370 | 2606 |
| **UW3096** | 2156 | 2263 | 2377 | 2543 | 2797 |
| **UW3396** | 2303 | 2418 | 2539 | 2716 | 2988 |
| **UW3696** | 2450 | 2572 | 2701 | 2890 | 3179 |

**Custom Modifications**

| CBO | CCO | CD | CFNTO | CFRMO | CND | DDE | FB | FD | FPEB | FTK | FTKV | MIP | RT | RTKL/R | VTK |
|---|---|---|---|---|---|---|---|---|---|---|---|---|---|---|---|
| • | • | | • | • | | • | • | | • | • | •[1] | • | | | |

**Construction Upgrades**

| APC | PE |
|---|---|
| • | • |

**Door Options**

| CG | CG.T | MFO |
|---|---|---|
| | | • |

**Non Soft-close Options**

| NSCFB | NSCH |
|---|---|
| | • |

[1] Not available on 12″ wide

## UTILITY, 84", 87", or 90" HIGH

12", 15", 18", 21", or 24"

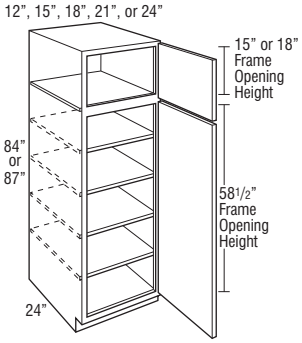


24", 27", 30", 33", or 36"

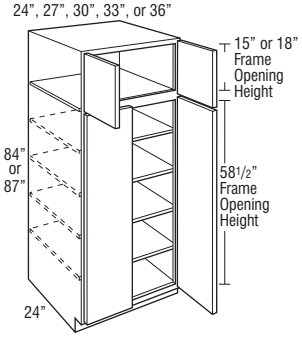


12", 15", 18", 21", or 24"

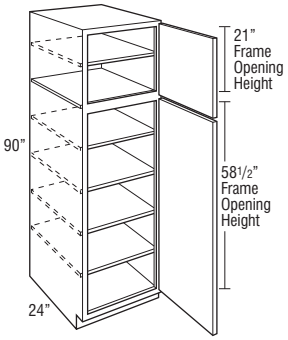


24", 27", 30", 33", or 36"

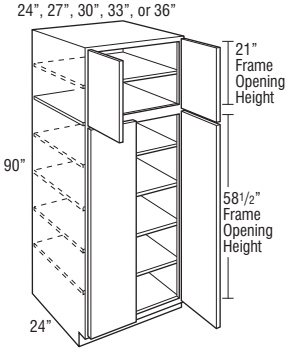


| Price Column | 1 | 2 | 3 | 4 | 5 |
|---|---|---|---|---|---|
| **U1284 L or R** | 1156 | 1214 | 1275 | 1364 | 1501 |
| **U1584 L or R** | 1265 | 1328 | 1394 | 1492 | 1641 |
| **U1884 L or R** | 1373 | 1442 | 1514 | 1620 | 1782 |
| **U2184 L or R** | 1482 | 1556 | 1634 | 1748 | 1923 |
| **U2484 L or R** | 1590 | 1670 | 1753 | 1876 | 2063 |
| **U1287 L or R** | 1265 | 1328 | 1394 | 1492 | 1641 |
| **U1587 L or R** | 1373 | 1442 | 1514 | 1620 | 1782 |
| **U1887 L or R** | 1482 | 1556 | 1634 | 1748 | 1923 |
| **U2187 L or R** | 1590 | 1670 | 1753 | 1876 | 2063 |
| **U2487 L or R** | 1699 | 1783 | 1873 | 2004 | 2204 |
| | | | | | |
| **U2484** | 1568 | 1646 | 1728 | 1849 | 2034 |
| **U2784** | 1715 | 1800 | 1890 | 2023 | 2225 |
| **U3084** | 1862 | 1955 | 2052 | 2196 | 2416 |
| **U3384** | 2009 | 2109 | 2215 | 2370 | 2606 |
| **U3684** | 2156 | 2263 | 2377 | 2543 | 2797 |
| **U2487** | 1715 | 1800 | 1890 | 2023 | 2225 |
| **U2787** | 1862 | 1955 | 2052 | 2196 | 2416 |
| **U3087** | 2009 | 2109 | 2215 | 2370 | 2606 |
| **U3387** | 2156 | 2263 | 2377 | 2543 | 2797 |
| **U3687** | 2303 | 2418 | 2539 | 2716 | 2988 |
| | | | | | |
| **U1290 L or R** | 1373 | 1442 | 1514 | 1620 | 1782 |
| **U1590 L or R** | 1482 | 1556 | 1634 | 1748 | 1923 |
| **U1890 L or R** | 1590 | 1670 | 1753 | 1876 | 2063 |
| **U2190 L or R** | 1699 | 1783 | 1873 | 2004 | 2204 |
| **U2490 L or R** | 1807 | 1897 | 1992 | 2132 | 2345 |
| | | | | | |
| **U2490** | 1862 | 1955 | 2052 | 2196 | 2416 |
| **U2790** | 2009 | 2109 | 2215 | 2370 | 2606 |
| **U3090** | 2156 | 2263 | 2377 | 2543 | 2797 |
| **U3390** | 2303 | 2418 | 2539 | 2716 | 2988 |
| **U3690** | 2450 | 2572 | 2701 | 2890 | 3179 |

**Custom Modifications**

| CBO | CCO | CD | CFNTO | CFRMO | CND | DDE | FB | FD | FPEB | FTK | FTKV | MIP | RT | RTKL/R | VTK |
|---|---|---|---|---|---|---|---|---|---|---|---|---|---|---|---|
| • | • | • | • | • | | • | • | | • | • | •[1] | • | • | • | • |

**Construction Upgrades**

| APC | PE |
|---|---|
| • | • |

**Door Options**

| CG | CG.T | MFO |
|---|---|---|
| | | • |

**Non Soft-close Options**

| NSCFB | NSCH |
|---|---|
| | • |

[1] Not available on 12" wide

## UTILITY, 93″ or 96″ HIGH

12”, 15”, 18”, 21”, or 24”

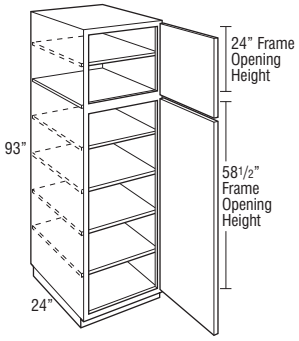


24”, 27”, 30”, 33”, or 36”

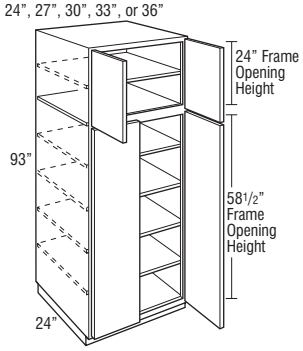


12”, 15”, 18”, 21”, or 24”

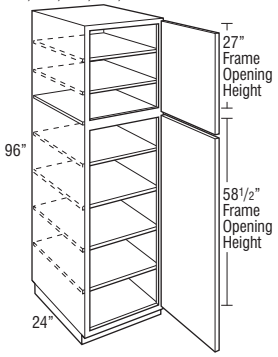


24”, 27”, 30”, 33”, or 36”

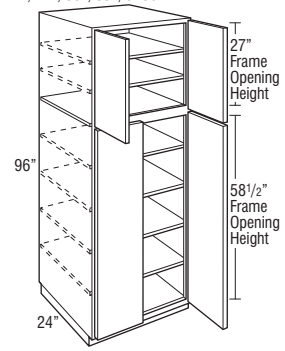


| Price Column | 1 | 2 | 3 | 4 | 5 |
|---|---|---|---|---|---|
| **U1293 L or R** | 1482 | 1556 | 1634 | 1748 | 1923 |
| **U1593 L or R** | 1590 | 1670 | 1753 | 1876 | 2063 |
| **U1893 L or R** | 1699 | 1783 | 1873 | 2004 | 2204 |
| **U2193 L or R** | 1807 | 1897 | 1992 | 2132 | 2345 |
| **U2493 L or R** | 1915 | 2011 | 2112 | 2259 | 2485 |
| **U2493** | 2009 | 2109 | 2215 | 2370 | 2606 |
| **U2793** | 2156 | 2263 | 2377 | 2543 | 2797 |
| **U3093** | 2303 | 2418 | 2539 | 2716 | 2988 |
| **U3393** | 2450 | 2572 | 2701 | 2890 | 3179 |
| **U3693** | 2597 | 2726 | 2863 | 3063 | 3369 |
| **U1296 L or R** | 1590 | 1670 | 1753 | 1876 | 2063 |
| **U1596 L or R** | 1699 | 1783 | 1873 | 2004 | 2204 |
| **U1896 L or R** | 1807 | 1897 | 1992 | 2132 | 2345 |
| **U2196 L or R** | 1915 | 2011 | 2112 | 2259 | 2485 |
| **U2496 L or R** | 2024 | 2125 | 2231 | 2387 | 2626 |
| **U2496** | 2156 | 2263 | 2377 | 2543 | 2797 |
| **U2796** | 2303 | 2418 | 2539 | 2716 | 2988 |
| **U3096** | 2450 | 2572 | 2701 | 2890 | 3179 |
| **U3396** | 2597 | 2726 | 2863 | 3063 | 3369 |
| **U3696** | 2744 | 2881 | 3025 | 3236 | 3560 |

**Custom Modifications**

| CBO | CCO | CD | CFNTO | CFRMO | CND | DDE | FB | FD | FPEB | FTK | FTKV | MIP | RT | RTKL/R | VTK |
|---|---|---|---|---|---|---|---|---|---|---|---|---|---|---|---|
| • | • | • | • | • | | • | • | | • | • | •[1] | • | • | | |

**Construction Upgrades**

| APC | PE |
|---|---|
| • | • |

**Door Options**

| CG | CG.T | MFO |
|---|---|---|
| | | • |

**Non Soft-close Options**

| NSCFB | NSCH |
|---|---|
| | • |

[1] Not available on 12″ wide

## UTILITY with ROLL TRAYS, 84″, 87″, or 90″ HIGH

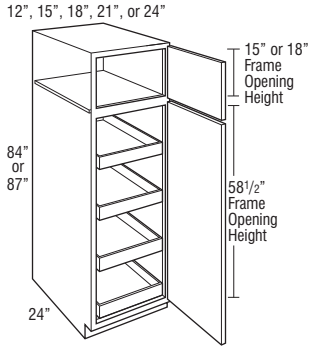


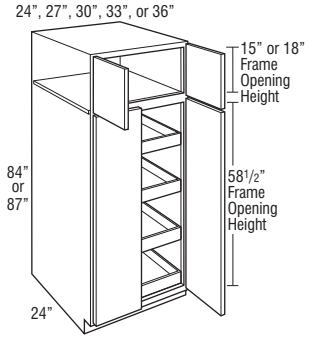


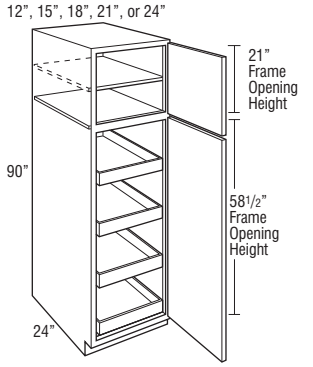


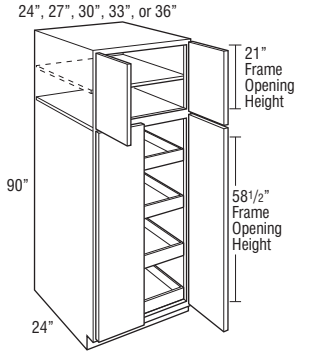


| Price Column | 1 | 2 | 3 | 4 | 5 |
|---|---|---|---|---|---|
| **U1284RT L or R** | 2544 | 2602 | 2662 | 2752 | 2888 |
| **U1584RT L or R** | 2653 | 2716 | 2783 | 2880 | 3029 |
| **U1884RT L or R** | 2761 | 2830 | 2902 | 3008 | 3170 |
| **U2184RT L or R** | 2870 | 2944 | 3022 | 3136 | 3311 |
| **U2484RT L or R** | 2978 | 3058 | 3141 | 3264 | 3451 |
| **U1287RT L or R** | 2653 | 2716 | 2783 | 2880 | 3029 |
| **U1587RT L or R** | 2761 | 2830 | 2902 | 3008 | 3170 |
| **U1887RT L or R** | 2870 | 2944 | 3022 | 3136 | 3311 |
| **U2187RT L or R** | 2978 | 3058 | 3141 | 3264 | 3451 |
| **U2487RT L or R** | 3087 | 3172 | 3261 | 3392 | 3593 |
| **U2484RT** | 2956 | 3034 | 3117 | 3238 | 3423 |
| **U2784RT** | 3103 | 3189 | 3279 | 3411 | 3613 |
| **U3084RT** | 3250 | 3343 | 3441 | 3585 | 3804 |
| **U3384RT** | 3397 | 3497 | 3603 | 3758 | 3995 |
| **U3684RT** | 3544 | 3652 | 3765 | 3931 | 4186 |
| **U2487RT** | 3103 | 3189 | 3279 | 3411 | 3613 |
| **U2787RT** | 3250 | 3343 | 3441 | 3585 | 3804 |
| **U3087RT** | 3397 | 3497 | 3603 | 3758 | 3995 |
| **U3387RT** | 3544 | 3652 | 3765 | 3931 | 4186 |
| **U3687RT** | 3691 | 3806 | 3927 | 4105 | 4376 |
| **U1290RT L or R** | 2761 | 2830 | 2902 | 3008 | 3170 |
| **U1590RT L or R** | 2870 | 2944 | 3022 | 3136 | 3311 |
| **U1890RT L or R** | 2978 | 3058 | 3141 | 3264 | 3451 |
| **U2190RT L or R** | 3087 | 3172 | 3261 | 3392 | 3593 |
| **U2490RT L or R** | 3195 | 3285 | 3380 | 3520 | 3733 |
| **U2490RT** | 3250 | 3343 | 3441 | 3585 | 3804 |
| **U2790RT** | 3397 | 3497 | 3603 | 3758 | 3995 |
| **U3090RT** | 3544 | 3652 | 3765 | 3931 | 4186 |
| **U3390RT** | 3691 | 3806 | 3927 | 4105 | 4376 |
| **U3690RT** | 3838 | 3961 | 4089 | 4278 | 4567 |

**Custom Modifications**

| CBO | CCO | CD | CFNTO | CFRMO | CND | DDE | FB | FD | FPEB | FTK | FTKV | MIP | RT | RTKL/R | VTK |
|---|---|---|---|---|---|---|---|---|---|---|---|---|---|---|---|
| • | • | • | • | • | | • | • | | • | • | •[1] | • | | • | • |

**Construction Upgrades**

| APC | PE |
|---|---|
| • | • |

**Door Options**

| CG | CG.T | MFO |
|---|---|---|
| | | • |

**Non Soft-close Options**

| NSCFB | NSCH |
|---|---|
| • | • |

[1] Not available on 12″ wide

## UTILITY with ROLL TRAYS, 93″ or 96″ HIGH

12", 15", 18", 21", or 24"

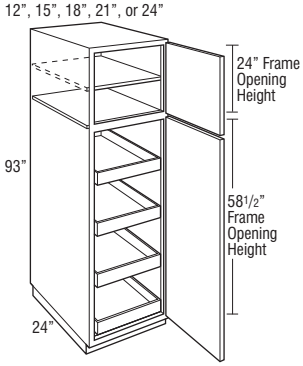


24", 27", 30", 33", or 36"

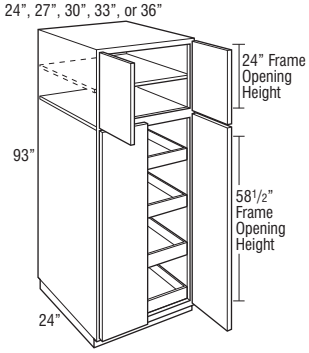


12", 15", 18", 21", or 24"

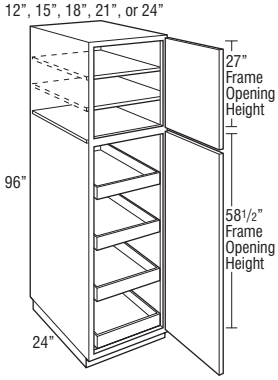


24", 27", 30", 33", or 36"

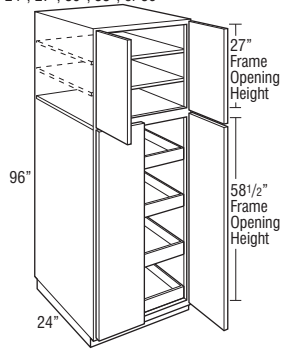


| Price Column | 1 | 2 | 3 | 4 | 5 |
|---|---|---|---|---|---|
| U1293RT L or R | 2870 | 2944 | 3022 | 3136 | 3311 |
| U1593RT L or R | 2978 | 3058 | 3141 | 3264 | 3451 |
| U1893RT L or R | 3087 | 3172 | 3261 | 3392 | 3593 |
| U2193RT L or R | 3195 | 3285 | 3380 | 3520 | 3733 |
| U2493RT L or R | 3303 | 3399 | 3499 | 3647 | 3873 |
| U2493RT | 3397 | 3497 | 3603 | 3758 | 3995 |
| U2793RT | 3544 | 3652 | 3765 | 3931 | 4186 |
| U3093RT | 3691 | 3806 | 3927 | 4105 | 4376 |
| U3393RT | 3838 | 3961 | 4089 | 4278 | 4567 |
| U3693RT | 3985 | 4115 | 4251 | 4452 | 4758 |
| U1296RT L or R | 2978 | 3058 | 3141 | 3264 | 3451 |
| U1596RT L or R | 3087 | 3172 | 3261 | 3392 | 3593 |
| U1896RT L or R | 3195 | 3285 | 3380 | 3520 | 3733 |
| U2196RT L or R | 3303 | 3399 | 3499 | 3647 | 3873 |
| U2496RT L or R | 3412 | 3513 | 3619 | 3776 | 4014 |
| U2496RT | 3544 | 3652 | 3765 | 3931 | 4186 |
| U2796RT | 3691 | 3806 | 3927 | 4105 | 4376 |
| U3096RT | 3838 | 3961 | 4089 | 4278 | 4567 |
| U3396RT | 3985 | 4115 | 4251 | 4452 | 4758 |
| U3696RT | 4132 | 4269 | 4413 | 4625 | 4949 |

**Custom Modifications**

| CBO | CCO | CD | CFNTO | CFRMO | CND | DDE | FB | FD | FPEB | FTK | FTKV | MIP | RT | RTKL/R | VTK |
|---|---|---|---|---|---|---|---|---|---|---|---|---|---|---|---|
| • | • | • | • | • | | • | • | | • | • | •[1] | • | | | |

**Construction Upgrades**

| APC | PE |
|---|---|
| • | • |

**Door Options**

| CG | CG.T | MFO |
|---|---|---|
| | | • |

**Non Soft-close Options**

| NSCFB | NSCH |
|---|---|
| • | • |

[1] Not available on 12″ wide

## OVEN CABINET SINGLE TRIMMABLE

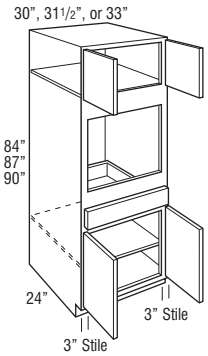


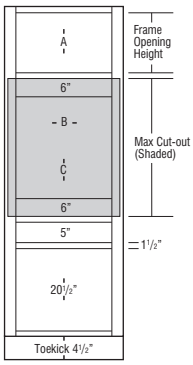


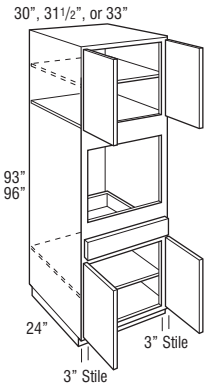


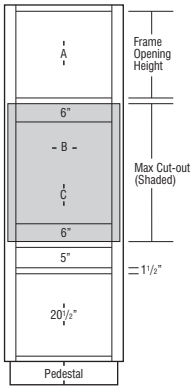


| Price Column | 1 | 2 | 3 | 4 | 5 |
|---|---|---|---|---|---|
| **OCS3084T** | 2321 | 2437 | 2559 | 2738 | 3012 |
| **OCS31.584T** | 2387 | 2506 | 2631 | 2816 | 3097 |
| **OCS3384T** | 2453 | 2575 | 2704 | 2893 | 3182 |
| **OCS3087T** | 2453 | 2575 | 2704 | 2893 | 3182 |
| **OCS31.587T** | 2518 | 2644 | 2776 | 2971 | 3268 |
| **OCS3387T** | 2584 | 2713 | 2849 | 3048 | 3353 |
| **OCS3090T** | 2584 | 2713 | 2849 | 3048 | 3353 |
| **OCS31.590T** | 2650 | 2782 | 2921 | 3126 | 3438 |
| **OCS3390T** | 2715 | 2851 | 2994 | 3203 | 3523 |
| **OCS3093T** | 2715 | 2851 | 2994 | 3203 | 3523 |
| **OCS31.593T** | 2781 | 2920 | 3066 | 3281 | 3609 |
| **OCS3393T** | 2847 | 2989 | 3138 | 3358 | 3694 |
| **OCS3096T** | 2847 | 2989 | 3138 | 3358 | 3694 |
| **OCS31.596T** | 2912 | 3058 | 3211 | 3436 | 3779 |
| **OCS3396T** | 2978 | 3127 | 3283 | 3513 | 3864 |

- Uses face mount hinges, doors and drawer fronts have a consistent width reveal for full overlay (1/4″) and partial overlay (1″).
- Base section will utilize a full depth shelf.
- 90″, 93″, and 96″ tall include full depth adjustable shelves in upper section:
  90″ and 93″ tall - one shelf
  96″ tall - two shelves
- Oven cavity is standard interior.
- All top and bottom cross rails are 1 1/2″ wide.
- All cabinets have 3″ stiles on frame.
- Be sure to confirm a heat shield is built into your appliance by the manufacturer or install the heat shield included with your appliance. Heat shields are sold separately as an accessory.
- Shelf support for oven not included; for built-in appliance support brackets, use OCINSTALLKIT (included in 24″ deep cabinets).
- OCINSTALLKIT weight limit is 400 lbs. per pair.
- Maximum cut-out dimension will allow 1/4″ reveal for doors and drawer fronts on full overlay and 1″ for partial overlay for trim kit face clearance.
- Oven cabinet cut-out is shaded in gray and is cut out on job site.

| | A | B | | C | | Door Height (Upper Section) | |
|---|---|---|---|---|---|---|---|
| | Frame Opening Height | Cut-out Width | | Cut-out Height | | | |
| | | Min. | Max. | Min. | Max. | Partial Overlay | Full Overlay |
| OCS3084T | 15″ | 24″ | 28 1/2″ | 22 1/2″ | 31 1/2″ | 16″ | 17 1/2″ |
| OCS31.584T | 15″ | 25 1/2″ | 30″ | 22 1/2″ | 31 1/2″ | 16″ | 17 1/2″ |
| OCS3384T | 15″ | 27″ | 31 1/2″ | 22 1/2″ | 31 1/2″ | 16″ | 17 1/2″ |
| OCS3087T | 18″ | 24″ | 28 1/2″ | 22 1/2″ | 31 1/2″ | 19″ | 20 1/2″ |
| OCS31.587T | 18″ | 25 1/2″ | 30″ | 22 1/2″ | 31 1/2″ | 19″ | 20 1/2″ |
| OCS3387T | 18″ | 27″ | 31 1/2″ | 22 1/2″ | 31 1/2″ | 19″ | 20 1/2″ |
| OCS3090T | 21″ | 24″ | 28 1/2″ | 22 1/2″ | 31 1/2″ | 22″ | 23 1/2″ |
| OCS31.590T | 21″ | 25 1/2″ | 30″ | 22 1/2″ | 31 1/2″ | 22″ | 23 1/2″ |
| OCS3390T | 21″ | 27″ | 31 1/2″ | 22 1/2″ | 31 1/2″ | 22″ | 23 1/2″ |
| OCS3093T | 24″ | 24″ | 28 1/2″ | 22 1/2″ | 31 1/2″ | 25″ | 26 1/2″ |
| OCS31.593T | 24″ | 25 1/2″ | 30″ | 22 1/2″ | 31 1/2″ | 25″ | 26 1/2″ |
| OCS3393T | 24″ | 27″ | 31 1/2″ | 22 1/2″ | 31 1/2″ | 25″ | 26 1/2″ |
| OCS3096T | 27″ | 24″ | 28 1/2″ | 22 1/2″ | 31 1/2″ | 28″ | 29 1/2″ |
| OCS31.596T | 27″ | 25 1/2″ | 30″ | 22 1/2″ | 31 1/2″ | 28″ | 29 1/2″ |
| OCS3396T | 27″ | 27″ | 31 1/2″ | 22 1/2″ | 31 1/2″ | 28″ | 29 1/2″ |

**Custom Modifications**

| CBO | CCO | CD | CFNTO | CFRMO | CND | DDE | FB | FD | FPEB | FTK | FTKV | MIP | RT | RTKL/R | VTK |
|---|---|---|---|---|---|---|---|---|---|---|---|---|---|---|---|
| • | • | • | • | • | • | • | • | STD | • | • | • | • | • | •[1] | •[1] |

**Construction Upgrades**

| APC | PE |
|---|---|
| • | • |

**Door Options**

| CG | CG.T | MFO |
|---|---|---|
| | | • |

**Non Soft-close Options**

| NSCFB | NSCH |
|---|---|
| • | • |

[1] Only available on 84″, 87″, and 90″ tall

## OVEN CABINET SINGLE with NARROW STILE

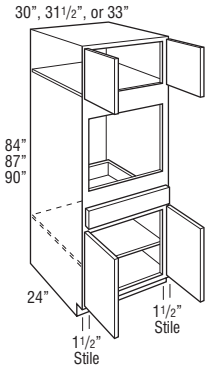


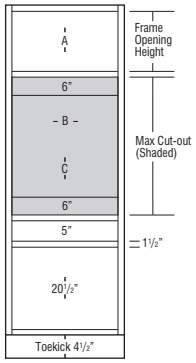


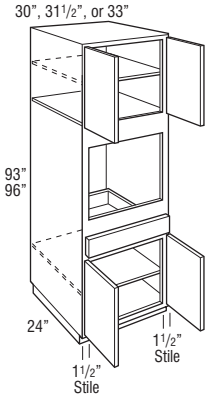


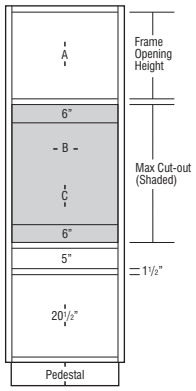


| Price Column | 1 | 2 | 3 | 4 | 5 |
|---|---|---|---|---|---|
| **OCS3084N** | 2321 | 2437 | 2559 | 2738 | 3012 |
| **OCS31.584N** | 2387 | 2506 | 2631 | 2816 | 3097 |
| **OCS3384N** | 2453 | 2575 | 2704 | 2893 | 3182 |
| **OCS3087N** | 2453 | 2575 | 2704 | 2893 | 3182 |
| **OCS31.587N** | 2518 | 2644 | 2776 | 2971 | 3268 |
| **OCS3387N** | 2584 | 2713 | 2849 | 3048 | 3353 |
| **OCS3090N** | 2584 | 2713 | 2849 | 3048 | 3353 |
| **OCS31.590N** | 2650 | 2782 | 2921 | 3126 | 3438 |
| **OCS3390N** | 2715 | 2851 | 2994 | 3203 | 3523 |
| **OCS3093N** | 2715 | 2851 | 2994 | 3203 | 3523 |
| **OCS31.593N** | 2781 | 2920 | 3066 | 3281 | 3609 |
| **OCS3393N** | 2847 | 2989 | 3138 | 3358 | 3694 |
| **OCS3096N** | 2847 | 2989 | 3138 | 3358 | 3694 |
| **OCS31.596N** | 2912 | 3058 | 3211 | 3436 | 3779 |
| **OCS3396N** | 2978 | 3127 | 3283 | 3513 | 3864 |

- Base section will utilize a full depth shelf.
- 90″, 93″, and 96″ tall include full depth adjustable shelves in upper section:
  90″ and 93″ tall - one shelf
  96″ tall - two shelves
- Oven cavity is standard interior.
- All top and bottom cross rails are 1 1/2″ wide.
- Be sure to confirm a heat shield is built into your appliance by the manufacturer or install the heat shield included with your appliance. Heat shields are sold separately as an accessory.
- Support shelf for oven not included; for built-in appliance support brackets, use OCINSTALLKIT (included in 24″ deep cabinets).
- OCINSTALLKIT weight limit is 400 lbs. per pair.
- Maximum cut-out dimension will allow 1/4″ reveal for doors and drawer fronts on full overlay and 1″ for partial overlay for trim kit face clearance.
- Oven cabinet cut-out is shaded in gray and is cut out on job site.

| | A | B | | C | | Door Height | |
|---|---|---|---|---|---|---|---|
| | Frame Opening Height | Cut-out Width | | Cut-out Height | | (Upper Section) | |
| | | Min. | Max. | Min. | Max. | Partial Overlay | Full Overlay |
| OCS3084N | 15″ | 27″ | 28 1/2″ | 22 1/2″ | 31 1/2″ | 16″ | 17 1/2″ |
| OCS31.584N | 15″ | 28 1/2″ | 30″ | 22 1/2″ | 31 1/2″ | 16″ | 17 1/2″ |
| OCS3384N | 15″ | 30″ | 31 1/2″ | 22 1/2″ | 31 1/2″ | 16″ | 17 1/2″ |
| OCS3087N | 18″ | 27″ | 28 1/2″ | 22 1/2″ | 31 1/2″ | 19″ | 20 1/2″ |
| OCS31.587N | 18″ | 28 1/2″ | 30″ | 22 1/2″ | 31 1/2″ | 19″ | 20 1/2″ |
| OCS3387N | 18″ | 30″ | 31 1/2″ | 22 1/2″ | 31 1/2″ | 19″ | 20 1/2″ |
| OCS3090N | 21″ | 27″ | 28 1/2″ | 22 1/2″ | 31 1/2″ | 22″ | 23 1/2″ |
| OCS31.590N | 21″ | 28 1/2″ | 30″ | 22 1/2″ | 31 1/2″ | 22″ | 23 1/2″ |
| OCS3390N | 21″ | 30″ | 31 1/2″ | 22 1/2″ | 31 1/2″ | 22″ | 23 1/2″ |
| OCS3093N | 24″ | 27″ | 28 1/2″ | 22 1/2″ | 31 1/2″ | 25″ | 26 1/2″ |
| OCS31.593N | 24″ | 28 1/2″ | 30″ | 22 1/2″ | 31 1/2″ | 25″ | 26 1/2″ |
| OCS3393N | 24″ | 30″ | 31 1/2″ | 22 1/2″ | 31 1/2″ | 25″ | 26 1/2″ |
| OCS3096N | 27″ | 27″ | 28 1/2″ | 22 1/2″ | 31 1/2″ | 28″ | 29 1/2″ |
| OCS31.596N | 27″ | 28 1/2″ | 30″ | 22 1/2″ | 31 1/2″ | 28″ | 29 1/2″ |
| OCS3396N | 27″ | 30″ | 31 1/2″ | 22 1/2″ | 31 1/2″ | 28″ | 29 1/2″ |

**Custom Modifications**

| CBO | CCO | CD | CFNTO | CFRMO | CND | DDE | FB | FD | FPEB | FTK | FTKV | MIP | RT | RTKL/R | VTK |
|---|---|---|---|---|---|---|---|---|---|---|---|---|---|---|---|
| • | • | • | • | • | • | • | • | STD | • | • | • | • | • | •[1] | •[1] |

**Construction Upgrades**

| APC | PE |
|---|---|
| • | • |

**Door Options**

| CG | CG.T | MFO |
|---|---|---|
| | • | • |

**Non Soft-close Options**

| NSCFB | NSCH |
|---|---|
| • | • |

[1] Not available on 84″, 87″, and 90″ tall

## OVEN CABINET DOUBLE TRIMMABLE

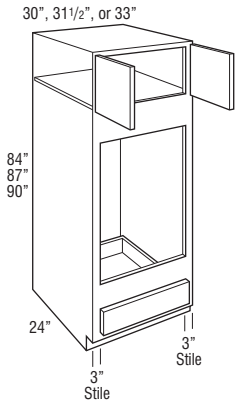


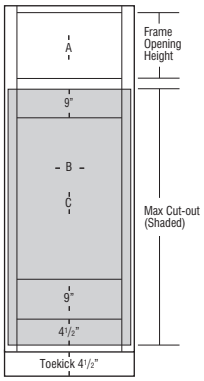


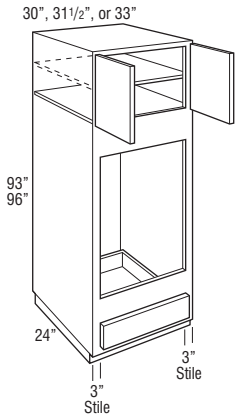


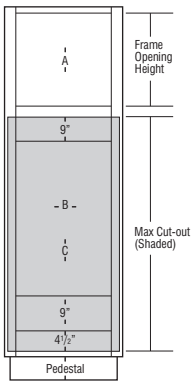


| Price Column | 1 | 2 | 3 | 4 | 5 |
|---|---|---|---|---|---|
| **OCD3084T** | 1638 | 1720 | 1806 | 1932 | 2125 |
| **OCD31.584T** | 1708 | 1793 | 1883 | 2015 | 2216 |
| **OCD3384T** | 1778 | 1867 | 1960 | 2098 | 2307 |
| **OCD3087T** | 1778 | 1867 | 1960 | 2098 | 2307 |
| **OCD31.587T** | 1848 | 1941 | 2038 | 2180 | 2398 |
| **OCD3387T** | 1918 | 2014 | 2115 | 2263 | 2489 |
| **OCD3090T** | 1918 | 2014 | 2115 | 2263 | 2489 |
| **OCD31.590T** | 1989 | 2088 | 2192 | 2346 | 2580 |
| **OCD3390T** | 2059 | 2162 | 2270 | 2429 | 2671 |
| | | | | | |
| **OCD3093T** | 2059 | 2162 | 2270 | 2429 | 2671 |
| **OCD31.593T** | 2129 | 2235 | 2347 | 2511 | 2762 |
| **OCD3393T** | 2199 | 2309 | 2425 | 2594 | 2854 |
| **OCD3096T** | 2199 | 2309 | 2425 | 2594 | 2854 |
| **OCD31.596T** | 2269 | 2383 | 2502 | 2677 | 2945 |
| **OCD3396T** | 2340 | 2456 | 2579 | 2760 | 3036 |

- Uses face mount hinges, doors and drawer fronts have a consistent width reveal for full overlay (1/4″) and partial overlay (1″).
- 90″, 93″, and 96″ tall include full depth adjustable shelves in upper section:
  90″ and 93″ tall - one shelf
  96″ tall - two shelves
- Oven cavity is standard interior.
- For built-in double oven applications, remove drawer as needed.
- All top and bottom cross rails are 1 1/2″ wide.
- All cabinets have 3″ stiles on frame.
- Be sure to confirm a heat shield is built into your appliance by the manufacturer or install the heat shield included with your appliance. Heat shields are sold separately as an accessory.
- Support shelf for oven not included; for built-in appliance support brackets, use OCINSTALLKIT (included in 24″ deep cabinets).
- OCINSTALLKIT weight limit is 400 lbs. per pair.
- Oven cabinets feature an open back in cut-out area designed to improve field appliance installation.
- Maximum w/ Drawer cut-out dimension will allow 1/4″ reveal for doors and drawer fronts on full overlay and 1″ for partial overlay for trim kit face clearance.
- If the maximum height (as shown in gray) is cut out, the drawer will no longer be included. See chart below for maximum cut-out allowed if you want to keep the drawer.

| | A | B | | C | | | Door Height (Upper Section) | |
|---|---|---|---|---|---|---|---|---|
| | Frame Opening Height | Cut-out Width | | Cut-out Height | | | | |
| | | Min. | Max. | Min. | Max. Keeps Bottom Drawer | Max. Replaces Bottom Drawer | Partial Overlay | Full Overlay |
| OCD3084T | 15″ | 24″ | 28 1/2″ | 39″ | 54″ | 60″ | 16″ | 17 1/2″ |
| OCD31.584T | 15″ | 25 1/2″ | 30″ | 39″ | 54″ | 60″ | 16″ | 17 1/2″ |
| OCD3384T | 15″ | 27″ | 31 1/2″ | 39″ | 54″ | 60″ | 16″ | 17 1/2″ |
| OCD3087T | 18″ | 24″ | 28 1/2″ | 39″ | 54″ | 60″ | 19″ | 20 1/2″ |
| OCD31.587T | 18″ | 25 1/2″ | 30″ | 39″ | 54″ | 60″ | 19″ | 20 1/2″ |
| OCD3387T | 18″ | 27″ | 31 1/2″ | 39″ | 54″ | 60″ | 19″ | 20 1/2″ |
| OCD3090T | 21″ | 24″ | 28 1/2″ | 39″ | 54″ | 60″ | 22″ | 23 1/2″ |
| OCD31.590T | 21″ | 25 1/2″ | 30″ | 39″ | 54″ | 60″ | 22″ | 23 1/2″ |
| OCD3390T | 21″ | 27″ | 31 1/2″ | 39″ | 54″ | 60″ | 22″ | 23 1/2″ |
| OCD3093T | 24″ | 24″ | 28 1/2″ | 39″ | 54″ | 60″ | 25″ | 26 1/2″ |
| OCD31.593T | 24″ | 25 1/2″ | 30″ | 39″ | 54″ | 60″ | 25″ | 26 1/2″ |
| OCD3393T | 24″ | 27″ | 31 1/2″ | 39″ | 54″ | 60″ | 25″ | 26 1/2″ |
| OCD3096T | 27″ | 24″ | 28 1/2″ | 39″ | 54″ | 60″ | 28″ | 29 1/2″ |
| OCD31.596T | 27″ | 25 1/2″ | 30″ | 39″ | 54″ | 60″ | 28″ | 29 1/2″ |
| OCD3396T | 27″ | 27″ | 31 1/2″ | 39″ | 54″ | 60″ | 28″ | 29 1/2″ |

**Custom Modifications**

| CBO | CCO | CD | CFNTO | CFRMO | CND | DDE | FB | FD | FPEB | FTK | FTKV | MIP | RT | RTKL/R | VTK |
|---|---|---|---|---|---|---|---|---|---|---|---|---|---|---|---|
| • | • | • | | • | • | • | • | | • | • | • | • | | •[1] | •[1] |

**Construction Upgrades**

| APC | PE |
|---|---|
| • | • |

**Door Options**

| CG | CG.T | MFO |
|---|---|---|
| | | • |

**Non Soft-close Options**

| NSCFB | NSCH |
|---|---|
| • | • |

[1] Only available on 84″, 87″, and 90″ tall

## OVEN CABINET DOUBLE with NARROW STILE

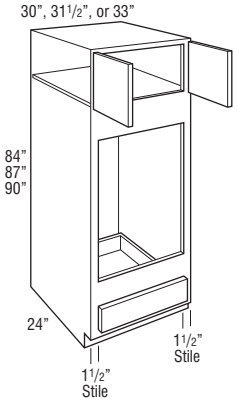


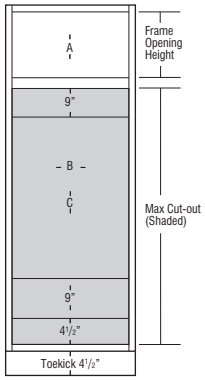


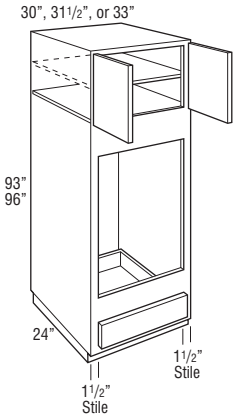


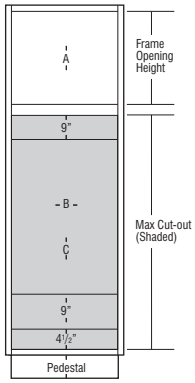


| Price Column | 1 | 2 | 3 | 4 | 5 |
|---|---|---|---|---|---|
| **OCD3084N** | 1638 | 1720 | 1806 | 1932 | 2125 |
| **OCD31.584N** | 1708 | 1793 | 1883 | 2015 | 2216 |
| **OCD3384N** | 1778 | 1867 | 1960 | 2098 | 2307 |
| **OCD3087N** | 1778 | 1867 | 1960 | 2098 | 2307 |
| **OCD31.587N** | 1848 | 1941 | 2038 | 2180 | 2398 |
| **OCD3387N** | 1918 | 2014 | 2115 | 2263 | 2489 |
| **OCD3090N** | 1918 | 2014 | 2115 | 2263 | 2489 |
| **OCD31.590N** | 1989 | 2088 | 2192 | 2346 | 2580 |
| **OCD3390N** | 2059 | 2162 | 2270 | 2429 | 2671 |
| **OCD3093N** | 2059 | 2162 | 2270 | 2429 | 2671 |
| **OCD31.593N** | 2129 | 2235 | 2347 | 2511 | 2762 |
| **OCD3393N** | 2199 | 2309 | 2425 | 2594 | 2854 |
| **OCD3096N** | 2199 | 2309 | 2425 | 2594 | 2854 |
| **OCD31.596N** | 2269 | 2383 | 2502 | 2677 | 2945 |
| **OCD3396N** | 2340 | 2456 | 2579 | 2760 | 3036 |

- 90″, 93″, and 96″ tall include full depth adjustable shelves in upper section:
  90″ and 93″ tall - one shelf
  96″ tall - two shelves
- Oven cavity is standard interior.
- For built-in double oven applications, remove drawer as needed.
- All top and bottom cross rails are 1 1/2″ wide.
- Be sure to confirm a heat shield is built into your appliance by the manufacturer or install the heat shield included with your appliance. Heat shields are sold separately as an accessory.
- Support shelf for oven not included; for built-in appliance support brackets, use OCINSTALLKIT (included in 24″ deep cabinets).
- OCINSTALLKIT weight limit is 400 lbs. per pair.
- Oven cabinets feature an open back in cut-out area designed to improve field appliance installation.
- Maximum w/ Drawer cut-out dimension will allow 1/4″ reveal for doors and drawer fronts on full overlay and 1″ for partial overlay for trim kit face clearance.
- If the maximum height (as shown in gray) is cut out, the drawer will no longer be included. See chart below for maximum cut-out allowed if you want to keep the drawer.

| | A | B | | C | | | Door Height (Upper Section) | |
|---|---|---|---|---|---|---|---|---|
| | Frame Opening Height | Cut-out Width | | Cut-out Height | | | | |
| | | Min. | Max. | Min. | Max. Keeps Bottom Drawer | Max. Replaces Bottom Drawer | Partial Overlay | Full Overlay |
| OCD3084N | 15″ | 27″ | 28 1/2″ | 39″ | 54″ | 60″ | 16″ | 17 1/2″ |
| OCD31.584N | 15″ | 28 1/2″ | 30″ | 39″ | 54″ | 60″ | 16″ | 17 1/2″ |
| OCD3384N | 15″ | 30″ | 31 1/2″ | 39″ | 54″ | 60″ | 16″ | 17 1/2″ |
| OCD3087N | 18″ | 27″ | 28 1/2″ | 39″ | 54″ | 60″ | 19″ | 20 1/2″ |
| OCD31.587N | 18″ | 28 1/2″ | 30″ | 39″ | 54″ | 60″ | 19″ | 20 1/2″ |
| OCD3387N | 18″ | 30″ | 31 1/2″ | 39″ | 54″ | 60″ | 19″ | 20 1/2″ |
| OCD3090N | 21″ | 27″ | 28 1/2″ | 39″ | 54″ | 60″ | 22″ | 23 1/2″ |
| OCD31.590N | 21″ | 28 1/2″ | 30″ | 39″ | 54″ | 60″ | 22″ | 23 1/2″ |
| OCD3390N | 21″ | 30″ | 31 1/2″ | 39″ | 54″ | 60″ | 22″ | 23 1/2″ |
| OCD3093N | 24″ | 27″ | 28 1/2″ | 39″ | 54″ | 60″ | 25″ | 26 1/2″ |
| OCD31.593N | 24″ | 28 1/2″ | 30″ | 39″ | 54″ | 60″ | 25″ | 26 1/2″ |
| OCD3393N | 24″ | 30″ | 31 1/2″ | 39″ | 54″ | 60″ | 25″ | 26 1/2″ |
| OCD3096N | 27″ | 27″ | 28 1/2″ | 39″ | 54″ | 60″ | 28″ | 29 1/2″ |
| OCD31.596N | 27″ | 28 1/2″ | 30″ | 39″ | 54″ | 60″ | 28″ | 29 1/2″ |
| OCD3396N | 27″ | 30″ | 31 1/2″ | 39″ | 54″ | 60″ | 28″ | 29 1/2″ |

**Custom Modifications**

| CBO | CCO | CD | CFNTO | CFRMO | CND | DDE | FB | FD | FPEB | FTK | FTKV | MIP | RT | RTKL/R | VTK |
|---|---|---|---|---|---|---|---|---|---|---|---|---|---|---|---|
| • | • | • | | • | • | • | • | | • | • | • | • | | •[1] | •[1] |

**Construction Upgrades**

| APC | PE |
|---|---|
| • | • |

**Door Options**

| CG | CG.T | MFO |
|---|---|---|
| • | | • |

**Non Soft-close Options**

| NSCFB | NSCH |
|---|---|
| • | • |

[1] Only available on 84″, 87″, and 90″ tall

## OVEN CABINET DOUBLE with DEEP DRAWER TRIMMABLE

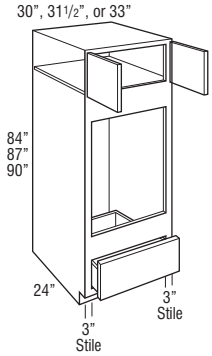


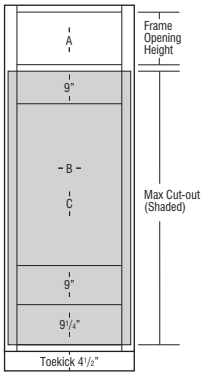


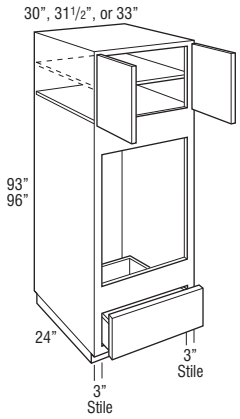


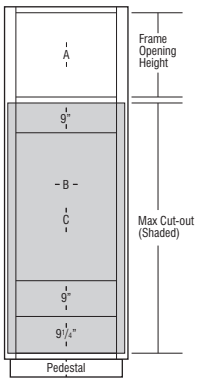


| Price Column | 1 | 2 | 3 | 4 | 5 |
|---|---|---|---|---|---|
| OCD3084DDT | 1963 | 2061 | 2164 | 2316 | 2547 |
| OCD31.584DDT | 2047 | 2149 | 2257 | 2415 | 2656 |
| OCD3384DDT | 2131 | 2238 | 2350 | 2514 | 2765 |
| OCD3087DDT | 2131 | 2238 | 2350 | 2514 | 2765 |
| OCD31.587DDT | 2215 | 2326 | 2442 | 2613 | 2875 |
| OCD3387DDT | 2300 | 2415 | 2535 | 2713 | 2984 |
| OCD3090DDT | 2300 | 2415 | 2535 | 2713 | 2984 |
| OCD31.590DDT | 2384 | 2503 | 2628 | 2812 | 3093 |
| OCD3390DDT | 2468 | 2591 | 2721 | 2911 | 3202 |
| OCD3093DDT | 2468 | 2591 | 2721 | 2911 | 3202 |
| OCD31.593DDT | 2552 | 2680 | 2813 | 3010 | 3311 |
| OCD3393DDT | 2636 | 2768 | 2906 | 3110 | 3420 |
| OCD3096DDT | 2636 | 2768 | 2906 | 3110 | 3420 |
| OCD31.596DDT | 2720 | 2856 | 2999 | 3209 | 3530 |
| OCD3396DDT | 2804 | 2945 | 3092 | 3308 | 3639 |

- Uses face mount hinges, doors and drawer fronts have a consistent width reveal for full overlay (1/4″) and partial overlay (1″).
- On 93″ and 96″ tall, one full depth shelf included, but packaged separately.
- All top and bottom cross rails are 1 1/2″ wide.
- All cabinets have 3″ stiles on frame.
- Be sure to confirm a heat shield is built into your appliance by the manufacturer or install the heat shield included with your appliance. Heat shields are sold separately as an accessory.
- For built-in appliance support, OCINSTALLKIT is included in 24″ deep oven cabinets (see page 151 for details). Oven install kit will not be included when depth is modified.
- OCINSTALLKIT weight limit is 400 lbs. per pair.
- Oven cabinets feature an open back in cut-out area designed to improve field appliance installation.
- Maximum w/Drawer cut-out dimension will allow 1/4″ reveal for doors and drawer fronts on full overlay and 1″ for partial overlay for trim kit face clearance.
- If the maximum height (as shown in gray) is cut out, the drawer will no longer be included. See chart below for maximum cut-out allowed if you want to keep the drawer.

| | A | B | | C | | | Door Height (Upper Section) | |
|---|---|---|---|---|---|---|---|---|
| | Frame Opening Height | Cut-out Width | | Cut-out Height | | | | |
| | | Min. | Max. | Min. | Max. Keeps Bottom Drawer | Max. Replaces Bottom Drawer | Partial Overlay | Full Overlay |
| OCD3084DDT | 12″ | 24″ | 28 1/2″ | 37 1/4″ | 52 1/4″ | 63″ | 13″ | 14 1/2″ |
| OCD31.584DDT | 12″ | 25 1/2″ | 30″ | 37 1/4″ | 52 1/4″ | 63″ | 13″ | 14 1/2″ |
| OCD3384DDT | 12″ | 27″ | 31 1/2″ | 37 1/4″ | 52 1/4″ | 63″ | 13″ | 14 1/2″ |
| OCD3087DDT | 15″ | 24″ | 28 1/2″ | 37 1/4″ | 52 1/4″ | 63″ | 16″ | 17 1/2″ |
| OCD31.587DDT | 15″ | 25 1/2″ | 30″ | 37 1/4″ | 52 1/4″ | 63″ | 16″ | 17 1/2″ |
| OCD3387DDT | 15″ | 27″ | 31 1/2″ | 37 1/4″ | 52 1/4″ | 63″ | 16″ | 17 1/2″ |
| OCD3090DDT | 18″ | 24″ | 28 1/2″ | 37 1/4″ | 52 1/4″ | 63″ | 19″ | 20 1/2″ |
| OCD31.590DDT | 18″ | 25 1/2″ | 30″ | 37 1/4″ | 52 1/4″ | 63″ | 19″ | 20 1/2″ |
| OCD3390DDT | 18″ | 27″ | 31 1/2″ | 37 1/4″ | 52 1/4″ | 63″ | 19″ | 20 1/2″ |
| OCD3093DDT | 21″ | 24″ | 28 1/2″ | 37 1/4″ | 52 1/4″ | 63″ | 22″ | 23 1/2″ |
| OCD31.593DDT | 21″ | 25 1/2″ | 30″ | 37 1/4″ | 52 1/4″ | 63″ | 22″ | 23 1/2″ |
| OCD3393DDT | 21″ | 27″ | 31 1/2″ | 37 1/4″ | 52 1/4″ | 63″ | 22″ | 23 1/2″ |
| OCD3096DDT | 24″ | 24″ | 28 1/2″ | 37 1/4″ | 52 1/4″ | 63″ | 25″ | 26 1/2″ |
| OCD31.596DDT | 24″ | 25 1/2″ | 30″ | 37 1/4″ | 52 1/4″ | 63″ | 25″ | 26 1/2″ |
| OCD3396DDT | 24″ | 27″ | 31 1/2″ | 37 1/4″ | 52 1/4″ | 63″ | 25″ | 26 1/2″ |

**Custom Modifications**

| CBO | CCO | CD | CFNTO | CFRMO | CND | DDE | FB | FD | FPEB | FTK | FTKV | MIP | RT | RTKL/R | VTK |
|---|---|---|---|---|---|---|---|---|---|---|---|---|---|---|---|
| • | • | • | | • | • | • | • | | • | • | • | • | | •[1] | •[1] |

**Construction Upgrades**

| APC | PE |
|---|---|
| • | • |

**Door Options**

| CG | CG.T | MFO |
|---|---|---|
| | | • |

**Non Soft-close Options**

| NSCFB | NSCH |
|---|---|
| | • |

[1] Only available on 84″, 87″, and 90″ tall

## OVEN CABINET DOUBLE with DEEP DRAWER, NARROW STILE

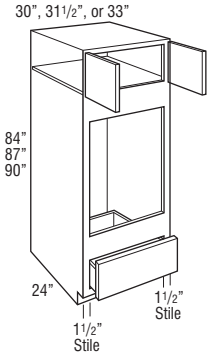


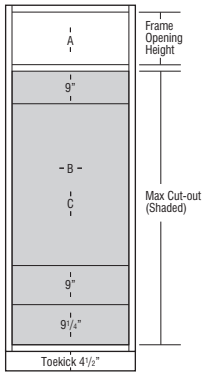


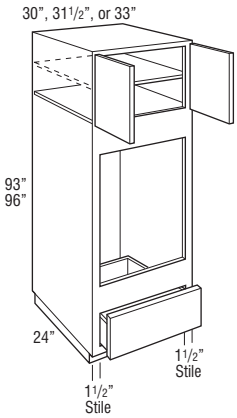


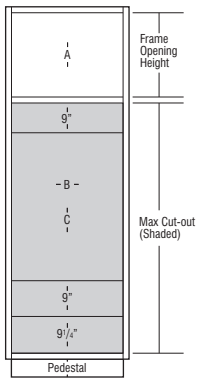


| Price Column | 1 | 2 | 3 | 4 | 5 |
|---|---|---|---|---|---|
| **OCD3084DDN** | 1963 | 2061 | 2164 | 2316 | 2547 |
| **OCD31.584DDN** | 2047 | 2149 | 2257 | 2415 | 2656 |
| **OCD3384DDN** | 2131 | 2238 | 2350 | 2514 | 2765 |
| **OCD3087DDN** | 2131 | 2238 | 2350 | 2514 | 2765 |
| **OCD31.587DDN** | 2215 | 2326 | 2442 | 2613 | 2875 |
| **OCD3387DDN** | 2300 | 2415 | 2535 | 2713 | 2984 |
| **OCD3090DDN** | 2300 | 2415 | 2535 | 2713 | 2984 |
| **OCD31.590DDN** | 2384 | 2503 | 2628 | 2812 | 3093 |
| **OCD3390DDN** | 2468 | 2591 | 2721 | 2911 | 3202 |
| **OCD3093DDN** | 2468 | 2591 | 2721 | 2911 | 3202 |
| **OCD31.593DDN** | 2552 | 2680 | 2813 | 3010 | 3311 |
| **OCD3393DDN** | 2636 | 2768 | 2906 | 3110 | 3420 |
| **OCD3096DDN** | 2636 | 2768 | 2906 | 3110 | 3420 |
| **OCD31.596DDN** | 2720 | 2856 | 2999 | 3209 | 3530 |
| **OCD3396DDN** | 2804 | 2945 | 3092 | 3308 | 3639 |

- On 93″ and 96″ tall, one full depth shelf included, but packaged separately.
- All top and bottom cross rails are 1 1/2″ wide.
- Be sure to confirm a heat shield is built into your appliance by the manufacturer or install the heat shield included with your appliance. Heat shields are sold separately as an accessory.
- For built-in appliance support, OCINSTALLKIT is included in 24″ deep oven cabinets (see page 151 for details). Oven install kit will not be included when depth is modified.
- OCINSTALLKIT weight limit is 400 lbs. per pair.
- Oven cabinets feature an open back in cut-out area designed to improve field appliance installation.
- Maximum w/ Drawer cut-out dimension will allow 1/4″ reveal for doors and drawer fronts on full overlay and 1″ for partial overlay for trim kit face clearance.
- If the maximum height (as shown in gray) is cut out, the drawer will no longer be included. See chart below for maximum cut-out allowed if you want to keep the drawer.

| | A | B | | C | | | Door Height (Upper Section) | |
|---|---|---|---|---|---|---|---|---|
| | Frame Opening Height | Cut-out Width | | Cut-out Height | | | | |
| | | Min. | Max. | Min. | Max. Keeps Bottom Drawer | Max. Replaces Bottom Drawer | Partial Overlay | Full Overlay |
| OCD3084DDN | 12″ | 27″ | 28 1/2″ | 37 1/4″ | 52 1/4″ | 63″ | 13″ | 14 1/2″ |
| OCD31.584DDN | 12″ | 28 1/2″ | 30″ | 37 1/4″ | 52 1/4″ | 63″ | 13″ | 14 1/2″ |
| OCD3384DDN | 12″ | 30″ | 31 1/2″ | 37 1/4″ | 52 1/4″ | 63″ | 13″ | 14 1/2″ |
| OCD3087DDN | 15″ | 27″ | 28 1/2″ | 37 1/4″ | 52 1/4″ | 63″ | 16″ | 17 1/2″ |
| OCD31.587DDN | 15″ | 28 1/2″ | 30″ | 37 1/4″ | 52 1/4″ | 63″ | 16″ | 17 1/2″ |
| OCD3387DDN | 15″ | 30″ | 31 1/2″ | 37 1/4″ | 52 1/4″ | 63″ | 16″ | 17 1/2″ |
| OCD3090DDN | 18″ | 27″ | 28 1/2″ | 37 1/4″ | 52 1/4″ | 63″ | 19″ | 20 1/2″ |
| OCD31.590DDN | 18″ | 28 1/2″ | 30″ | 37 1/4″ | 52 1/4″ | 63″ | 19″ | 20 1/2″ |
| OCD3390DDN | 18″ | 30″ | 31 1/2″ | 37 1/4″ | 52 1/4″ | 63″ | 19″ | 20 1/2″ |
| OCD3093DDN | 21″ | 27″ | 28 1/2″ | 37 1/4″ | 52 1/4″ | 63″ | 22″ | 23 1/2″ |
| OCD31.593DDN | 21″ | 28 1/2″ | 30″ | 37 1/4″ | 52 1/4″ | 63″ | 22″ | 23 1/2″ |
| OCD3393DDN | 21″ | 30″ | 31 1/2″ | 37 1/4″ | 52 1/4″ | 63″ | 22″ | 23 1/2″ |
| OCD3096DDN | 24″ | 27″ | 28 1/2″ | 37 1/4″ | 52 1/4″ | 63″ | 25″ | 26 1/2″ |
| OCD31.596DDN | 24″ | 28 1/2″ | 30″ | 37 1/4″ | 52 1/4″ | 63″ | 25″ | 26 1/2″ |
| OCD3396DDN | 24″ | 30″ | 31 1/2″ | 37 1/4″ | 52 1/4″ | 63″ | 25″ | 26 1/2″ |

**Custom Modifications**

| CBO | CCO | CD | CFNTO | CFRMO | CND | DDE | FB | FD | FPEB | FTK | FTKV | MIP | RT | RTKL/R | VTK |
|---|---|---|---|---|---|---|---|---|---|---|---|---|---|---|---|
| • | • | • | | • | • | • | • | | • | • | • | • | | •[1] | •[1] |

**Construction Upgrades**

| APC | PE |
|---|---|
| • | • |

**Door Options**

| CG | CG.T | MFO |
|---|---|---|
| • | | • |

**Non Soft-close Options**

| NSCFB | NSCH |
|---|---|
| | • |

[1] Only available on 84″, 87″, and 90″ tall

## OVEN CABINET SINGLE with MICROWAVE, DEEP DRAWER TRIMMABLE

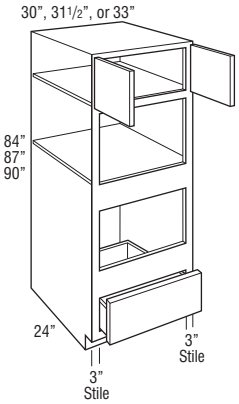


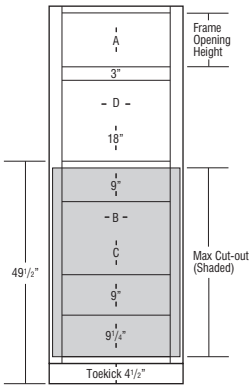


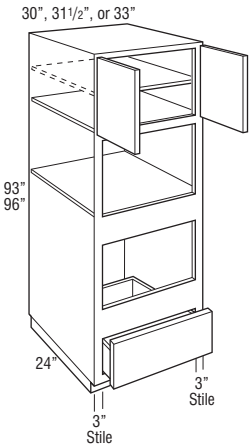


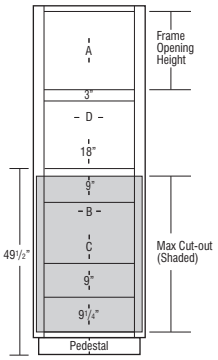


| Price Column | 1 | 2 | 3 | 4 | 5 |
|---|---|---|---|---|---|
| **OCSMW3084DDT** | 1942 | 2039 | 2141 | 2291 | 2520 |
| **OCSMW31.584DDT** | 2025 | 2127 | 2233 | 2389 | 2628 |
| **OCSMW3384DDT** | 2109 | 2214 | 2325 | 2487 | 2736 |
| **OCSMW3087DDT** | 2109 | 2214 | 2325 | 2487 | 2736 |
| **OCSMW31.587DDT** | 2192 | 2301 | 2416 | 2586 | 2844 |
| **OCSMW3387DDT** | 2275 | 2389 | 2508 | 2684 | 2952 |
| **OCSMW3090DDT** | 2275 | 2389 | 2508 | 2684 | 2952 |
| **OCSMW31.590DDT** | 2358 | 2476 | 2600 | 2782 | 3060 |
| **OCSMW3390DDT** | 2441 | 2564 | 2692 | 2880 | 3168 |
| **OCSMW3093DDT** | 2441 | 2564 | 2692 | 2880 | 3168 |
| **OCSMW31.593DDT** | 2525 | 2651 | 2783 | 2978 | 3276 |
| **OCSMW3393DDT** | 2608 | 2738 | 2875 | 3076 | 3384 |
| **OCSMW3096DDT** | 2608 | 2738 | 2875 | 3076 | 3384 |
| **OCSMW31.596DDT** | 2691 | 2826 | 2967 | 3175 | 3492 |
| **OCSMW3396DDT** | 2774 | 2913 | 3059 | 3273 | 3600 |

- Designed for use with separate built-in microwave above, built-in oven below. For built-in double ovens, see pages 99-102.
- On 93″ and 96″ tall, one full depth shelf included, but packaged separately.
- Uses face mount hinges, doors and drawer fronts have a consistent width reveal for full overlay (1/4″) and partial overlay (1″).
- All top and bottom cross rails are 1 1/2″ wide.
- All cabinets have 3″ stiles on frame.
- Be sure to confirm a heat shield is built into your appliance by the manufacturer or install the heat shield included with your appliance. Heat shields are sold separately as an accessory.
- For built-in appliance support, OCINSTALLKIT is included in 24″ deep oven cabinets (see page 151 for details). Oven install kit will not be included when depth is modified.
- OCINSTALLKIT weight limit is 400 lbs. per pair.
- Maximum w/ Drawer cut-out dimension will allow 1/4″ reveal for doors and drawer fronts on full overlay and 1″ for partial overlay for trim kit face clearance.
- Oven cabinet cut-out is shaded in gray and is cut out on job site.
- If the maximum height (as shown in gray) is cut out, the drawer will no longer be included. See chart below for maximum cut-out allowed if you want to keep the drawer.

| | A | B/D | | C | | | Door Height | |
|---|---|---|---|---|---|---|---|---|
| | Frame Opening Height | Cut-out Width | | Cut-out Height | | | (Upper Section) | |
| | | Min. | Max. | Min. | Max. Keeps Bottom Drawer | Max. Replaces Bottom Drawer | Partial Overlay | Full Overlay |
| OCSMW3084DDT | 12″ | 24″ | 28 1/2″ | 16 1/4″ | 31 1/4″ | 42″ | 13″ | 14 1/2″ |
| OCSMW31.584DDT | 12″ | 25 1/2″ | 30″ | 16 1/4″ | 31 1/4″ | 42″ | 13″ | 14 1/2″ |
| OCSMW3384DDT | 12″ | 27″ | 31 1/2″ | 16 1/4″ | 31 1/4″ | 42″ | 13″ | 14 1/2″ |
| OCSMW3087DDT | 15″ | 24″ | 28 1/2″ | 16 1/4″ | 31 1/4″ | 42″ | 16″ | 17 1/2″ |
| OCSMW31.587DDT | 15″ | 25 1/2″ | 30″ | 16 1/4″ | 31 1/4″ | 42″ | 16″ | 17 1/2″ |
| OCSMW3387DDT | 15″ | 27″ | 31 1/2″ | 16 1/4″ | 31 1/4″ | 42″ | 16″ | 17 1/2″ |
| OCSMW3090DDT | 18″ | 24″ | 28 1/2″ | 16 1/4″ | 31 1/4″ | 42″ | 19″ | 20 1/2″ |
| OCSMW31.590DDT | 18″ | 25 1/2″ | 30″ | 16 1/4″ | 31 1/4″ | 42″ | 19″ | 20 1/2″ |
| OCSMW3390DDT | 18″ | 27″ | 31 1/2″ | 16 1/4″ | 31 1/4″ | 42″ | 19″ | 20 1/2″ |
| OCSMW3093DDT | 21″ | 24″ | 28 1/2″ | 16 1/4″ | 31 1/4″ | 42″ | 22″ | 23 1/2″ |
| OCSMW31.593DDT | 21″ | 25 1/2″ | 30″ | 16 1/4″ | 31 1/4″ | 42″ | 22″ | 23 1/2″ |
| OCSMW3393DDT | 21″ | 27″ | 31 1/2″ | 16 1/4″ | 31 1/4″ | 42″ | 22″ | 23 1/2″ |
| OCSMW3096DDT | 24″ | 24″ | 28 1/2″ | 16 1/4″ | 31 1/4″ | 42″ | 25″ | 26 1/2″ |
| OCSMW31.596DDT | 24″ | 25 1/2″ | 30″ | 16 1/4″ | 31 1/4″ | 42″ | 25″ | 26 1/2″ |
| OCSMW3396DDT | 24″ | 27″ | 31 1/2″ | 16 1/4″ | 31 1/4″ | 42″ | 25″ | 26 1/2″ |

**Custom Modifications**

| CBO | CCO | CD | CFNTO | CFRMO | CND | DDE | FB | FD | FPEB | FTK | FTKV | MIP | RT | RTKL/R | VTK |
|---|---|---|---|---|---|---|---|---|---|---|---|---|---|---|---|
| • | • | • | | • | • | • | • | | • | • | • | • | | •[1] | •[1] |

**Construction Upgrades**

| APC | PE |
|---|---|
| • | • |

**Door Options**

| CG | CG.T | MFO |
|---|---|---|
| | | • |

**Non Soft-close Options**

| NSCFB | NSCH |
|---|---|
| | • |

[1] Only available on 84″, 87″, and 90″ tall

## OVEN CABINET SINGLE with MICROWAVE, DEEP DRAWER, NARROW STILE

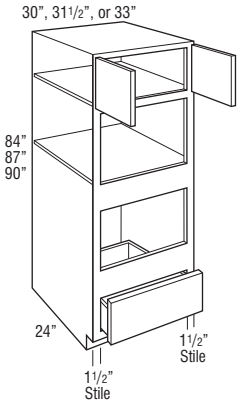


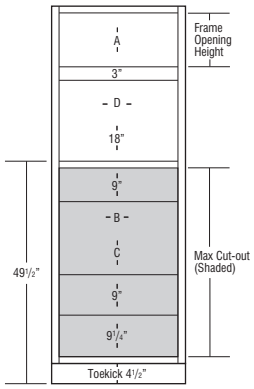


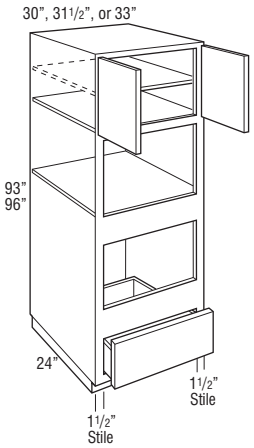


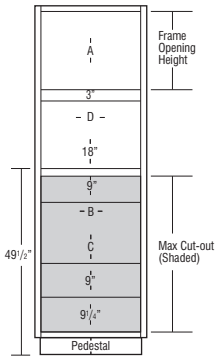


| Price Column | 1 | 2 | 3 | 4 | 5 |
|---|---|---|---|---|---|
| **OCSMW3084DDN** | 1942 | 2039 | 2141 | 2291 | 2520 |
| **OCSMW31.584DDN** | 2025 | 2127 | 2233 | 2389 | 2628 |
| **OCSMW3384DDN** | 2109 | 2214 | 2325 | 2487 | 2736 |
| **OCSMW3087DDN** | 2109 | 2214 | 2325 | 2487 | 2736 |
| **OCSMW31.587DDN** | 2192 | 2301 | 2416 | 2586 | 2844 |
| **OCSMW3387DDN** | 2275 | 2389 | 2508 | 2684 | 2952 |
| **OCSMW3090DDN** | 2275 | 2389 | 2508 | 2684 | 2952 |
| **OCSMW31.590DDN** | 2358 | 2476 | 2600 | 2782 | 3060 |
| **OCSMW3390DDN** | 2441 | 2564 | 2692 | 2880 | 3168 |
| **OCSMW3093DDN** | 2441 | 2564 | 2692 | 2880 | 3168 |
| **OCSMW31.593DDN** | 2525 | 2651 | 2783 | 2978 | 3276 |
| **OCSMW3393DDN** | 2608 | 2738 | 2875 | 3076 | 3384 |
| **OCSMW3096DDN** | 2608 | 2738 | 2875 | 3076 | 3384 |
| **OCSMW31.596DDN** | 2691 | 2826 | 2967 | 3175 | 3492 |
| **OCSMW3396DDN** | 2774 | 2913 | 3059 | 3273 | 3600 |

- Designed for use with separate built-in microwave above, built-in oven below. For built-in double ovens, see pages 99-102.
- On 93″ and 96″ tall, one full depth shelf included, but packaged separately.
- All top and bottom cross rails are 1 1/2″ wide.
- Be sure to confirm a heat shield is built into your appliance by the manufacturer or install the heat shield included with your appliance. Heat shields are sold separately as an accessory.
- For built-in appliance support, OCINSTALLKIT is included in 24″ deep oven cabinets (see page 151 for details). Oven install kit will not be included when depth is modified.
- OCINSTALLKIT weight limit is 400 lbs. per pair.
- Maximum w/ Drawer cut-out dimension will allow 1/4″ reveal for doors and drawer fronts on full overlay and 1″ for partial overlay for trim kit face clearance.
- Oven cabinet cut-out is shaded in gray and is cut out on job site.
- If the maximum height (as shown in gray) is cut out, the drawer will no longer be included. See chart below for maximum cut-out allowed if you want to keep the drawer.

| | A | B/D | | C | | | Door Height (Upper Section) | |
|---|---|---|---|---|---|---|---|---|
| | Frame Opening Height | Cut-out Width | | Cut-out Height | | | | |
| | | Min. | Max. | Min. | Max. Keeps Bottom Drawer | Max. Replaces Bottom Drawer | Partial Overlay | Full Overlay |
| OCSMW3084DDN | 12″ | 27″ | 28 1/2″ | 16 1/4″ | 31 1/4″ | 42″ | 13″ | 14 1/2″ |
| OCSMW31.584DDN | 12″ | 28 1/2″ | 30″ | 16 1/4″ | 31 1/4″ | 42″ | 13″ | 14 1/2″ |
| OCSMW3384DDN | 12″ | 30″ | 31 1/2″ | 16 1/4″ | 31 1/4″ | 42″ | 13″ | 14 1/2″ |
| OCSMW3087DDN | 15″ | 27″ | 28 1/2″ | 16 1/4″ | 31 1/4″ | 42″ | 16″ | 17 1/2″ |
| OCSMW31.587DDN | 15″ | 28 1/2″ | 30″ | 16 1/4″ | 31 1/4″ | 42″ | 16″ | 17 1/2″ |
| OCSMW3387DDN | 15″ | 30″ | 31 1/2″ | 16 1/4″ | 31 1/4″ | 42″ | 16″ | 17 1/2″ |
| OCSMW3090DDN | 18″ | 27″ | 28 1/2″ | 16 1/4″ | 31 1/4″ | 42″ | 19″ | 20 1/2″ |
| OCSMW31.590DDN | 18″ | 28 1/2″ | 30″ | 16 1/4″ | 31 1/4″ | 42″ | 19″ | 20 1/2″ |
| OCSMW3390DDN | 18″ | 30″ | 31 1/2″ | 16 1/4″ | 31 1/4″ | 42″ | 19″ | 20 1/2″ |
| OCSMW3093DDN | 21″ | 27″ | 28 1/2″ | 16 1/4″ | 31 1/4″ | 42″ | 22″ | 23 1/2″ |
| OCSMW31.593DDN | 21″ | 28 1/2″ | 30″ | 16 1/4″ | 31 1/4″ | 42″ | 22″ | 23 1/2″ |
| OCSMW3393DDN | 21″ | 30″ | 31 1/2″ | 16 1/4″ | 31 1/4″ | 42″ | 22″ | 23 1/2″ |
| OCSMW3096DDN | 24″ | 27″ | 28 1/2″ | 16 1/4″ | 31 1/4″ | 42″ | 25″ | 26 1/2″ |
| OCSMW31.596DDN | 24″ | 28 1/2″ | 30″ | 16 1/4″ | 31 1/4″ | 42″ | 25″ | 26 1/2″ |
| OCSMW3396DDN | 24″ | 30″ | 31 1/2″ | 16 1/4″ | 31 1/4″ | 42″ | 25″ | 26 1/2″ |

**Custom Modifications**

| CBO | CCO | CD | CFNTO | CFRMO | CND | DDE | FB | FD | FPEB | FTK | FTKV | MIP | RT | RTKL/R | VTK |
|---|---|---|---|---|---|---|---|---|---|---|---|---|---|---|---|
| • | • | • | | • | • | • | • | | • | • | • | • | | •[1] | •[1] |

**Construction Upgrades**

| APC | PE |
|---|---|
| • | • |

**Door Options**

| CG | CG.T | MFO |
|---|---|---|
| • | | • |

**Non Soft-close Options**

| NSCFB | NSCH |
|---|---|
| | • |

[1] Only available on 84″, 87″, and 90″ tall

# TABLE OF CONTENTS – OFFICE & FURNITURE CABINETS


Wall Furniture Bookcase Cabinets . . . . . 106
Tall Bookcase Cabinets . . . . . 107
Desk Base Cabinets . . . . . 108
Desk Three Drawer Base Cabinets . . . . . 108
Desk Organization and Specialty Cabinets . . . . . 108
Under Counter Drawers and Furniture Drawers . . . . . 109




## OFFICE & FURNITURE CABINET NOMENCLATURE

WFBC1848

Cabinet Type — Cabinet Width

### CONSTRUCTION UPGRADES

| Mod. | Description |
|---|---|
| APC | All- plywood Construction |
| PE | Plywood Ends |

### NON SOFT-CLOSE OPTIONS

| Mod. | Description |
|---|---|
| NSCFB | Non Soft-close Furniture Board Drawers |
| NSCH | Non Soft-close Hinge |

### MODIFICATIONS GRID KEY

| Mod. | Description |
|---|---|
| • | Available |
| STD | Standard on these cabinets |

### CUSTOM MODIFICATIONS

| Mod. | Description |
|---|---|
| ADDTK | Add Toekick |
| CBO | Cabinet Box Only |
| CCO | Cabinet Case Only |
| CD | Change Depth |
| CFNTO | Cabinet Front Only |
| CFRMO | Cabinet Face Frame Only |
| CND | Cabinet No Door |
| DDE | Decorative Door on End |
| FB | Finished End, Both |
| FP | False Panel |
| FPEB | Furniture Plywood End, Both |
| FTK | Flush Toekick |
| FTKV.A | Flush Toekick Valance, Style A |
| FTKV.F | Flush Toekick Valance, Style F |
| MIP | Matching Interior Plywood |
| RT | Roll Tray |
| RTKBK | Recessed Toekick, Back |
| RTKL | Recessed Toekick, Left |
| RTKR | Recessed Toekick, Right |
| VTK | Void Toekick |

All office cabinets are predrilled for full depth shelves or roll trays.

Standard toekick height is 4 1/2″ tall, which will align with standard base cabinets.

## FURNITURE WALL BOOKCASE

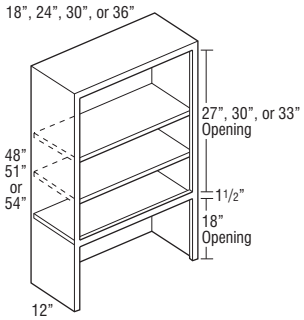


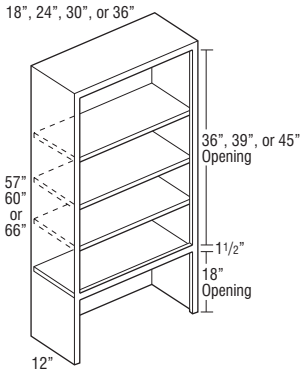


| | Price Column 1 | 2 | 3 | 4 | 5 |
|---|---|---|---|---|---|
| **FWBK1848** | 785 | 785 | 785 | 785 | 785 |
| **FWBK2448** | 966 | 966 | 966 | 966 | 966 |
| **FWBK3048** | 1147 | 1147 | 1147 | 1147 | 1147 |
| **FWBK3648** | 1328 | 1328 | 1328 | 1328 | 1328 |
| **FWBK1851** | 875 | 875 | 875 | 875 | 875 |
| **FWBK2451** | 1056 | 1056 | 1056 | 1056 | 1056 |
| **FWBK3051** | 1237 | 1237 | 1237 | 1237 | 1237 |
| **FWBK3651** | 1418 | 1418 | 1418 | 1418 | 1418 |
| **FWBK1854** | 966 | 966 | 966 | 966 | 966 |
| **FWBK2454** | 1147 | 1147 | 1147 | 1147 | 1147 |
| **FWBK3054** | 1328 | 1328 | 1328 | 1328 | 1328 |
| **FWBK3654** | 1509 | 1509 | 1509 | 1509 | 1509 |
| **FWBK1857** | 1056 | 1056 | 1056 | 1056 | 1056 |
| **FWBK2457** | 1237 | 1237 | 1237 | 1237 | 1237 |
| **FWBK3057** | 1418 | 1418 | 1418 | 1418 | 1418 |
| **FWBK3657** | 1599 | 1599 | 1599 | 1599 | 1599 |
| **FWBK1860** | 1147 | 1147 | 1147 | 1147 | 1147 |
| **FWBK2460** | 1328 | 1328 | 1328 | 1328 | 1328 |
| **FWBK3060** | 1509 | 1509 | 1509 | 1509 | 1509 |
| **FWBK3660** | 1690 | 1690 | 1690 | 1690 | 1690 |
| **FWBK1866** | 1328 | 1328 | 1328 | 1328 | 1328 |
| **FWBK2466** | 1509 | 1509 | 1509 | 1509 | 1509 |
| **FWBK3066** | 1690 | 1690 | 1690 | 1690 | 1690 |
| **FWBK3666** | 1871 | 1871 | 1871 | 1871 | 1871 |

- 48″, 51″, and 54″ have two adjustable shelves and one fixed shelf.
- 57″, 60″, and 66″ have three adjustable shelves and one fixed shelf.
- Ends, tops, bottoms, and backs are veneer plywood.

**Custom Modifications**

| ADDTK | CBO | CCO | CD | CFNTO | CFRMO | CND | DDE | FB | FP | FPEB | FTK | FTKV | MIP | RT | RTKBK | RTKL/R | VTK |
|---|---|---|---|---|---|---|---|---|---|---|---|---|---|---|---|---|---|
| | STD | | • | | • | | •[1] | | | • | | | STD | | | | |

**Construction Upgrades**

| APC | PE |
|---|---|
| | |

**Non Soft-close Options**

| NSCFB | NSCH |
|---|---|
| | |

[1] Not available on 66″ high

## FURNITURE TALL BOOKCASE

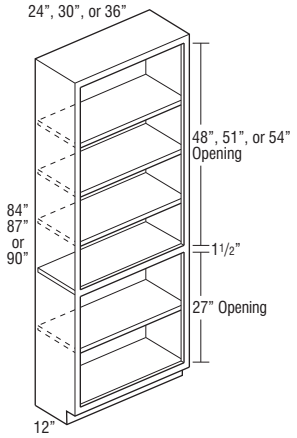


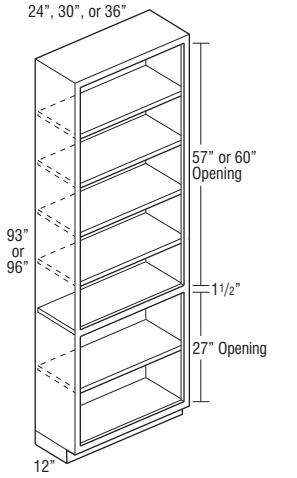


| Price Column | 1 | 2 | 3 | 4 | 5 |
|---|---|---|---|---|---|
| **FTBK2484** | 2808 | 2808 | 2808 | 2808 | 2808 |
| **FTBK3084** | 3126 | 3126 | 3126 | 3126 | 3126 |
| **FTBK3684** | 3444 | 3444 | 3444 | 3444 | 3444 |
| **FTBK2487** | 2967 | 2967 | 2967 | 2967 | 2967 |
| **FTBK3087** | 3285 | 3285 | 3285 | 3285 | 3285 |
| **FTBK3687** | 3602 | 3602 | 3602 | 3602 | 3602 |
| **FTBK2490** | 3126 | 3126 | 3126 | 3126 | 3126 |
| **FTBK3090** | 3444 | 3444 | 3444 | 3444 | 3444 |
| **FTBK3690** | 3761 | 3761 | 3761 | 3761 | 3761 |
| | | | | | |
| **FTBK2493** | 3285 | 3285 | 3285 | 3285 | 3285 |
| **FTBK3093** | 3602 | 3602 | 3602 | 3602 | 3602 |
| **FTBK3693** | 3920 | 3920 | 3920 | 3920 | 3920 |
| **FTBK2496** | 3444 | 3444 | 3444 | 3444 | 3444 |
| **FTBK3096** | 3761 | 3761 | 3761 | 3761 | 3761 |
| **FTBK3696** | 4079 | 4079 | 4079 | 4079 | 4079 |

- 84″ and 87″ tall include four adjustable shelves and one fixed shelf.
- 90″ and 93″ tall includes five adjustable shelves and one fixed shelf.
- 96″ tall includes six adjustable shelves and one fixed shelf.
- Ends, tops, bottoms, and backs are veneer plywood.
- Separate pedestal base included but shipped separately on 93″ and 96″ Tall.

**Custom Modifications**

| ADDTK | CBO | CCO | CD | CFNTO | CFRMO | CND | DDE | FB | FP | FPEB | FTK | FTKV | MIP | RT | RTKBK | RTKL/R | VTK |
|---|---|---|---|---|---|---|---|---|---|---|---|---|---|---|---|---|---|
| | STD | | • | | • | | | | | • | • | • | STD | | | | |

**Construction Upgrades**

| APC | PE |
|---|---|
| | |

**Non Soft-close Options**

| NSCFB | NSCH |
|---|---|
| | |

## DESK, 29″ HIGH, 21″ DEEP

12”, 15”, 18”, or 21”

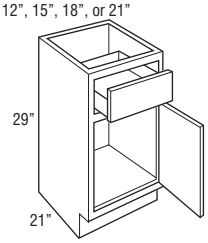


24”, 30”, or 36”

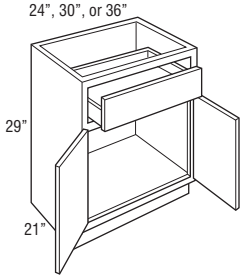


| Price Column | 1 | 2 | 3 | 4 | 5 |
|---|---|---|---|---|---|
| **D122921 L or R** | 479 | 503 | 528 | 565 | 621 |
| **D152921 L or R** | 517 | 543 | 570 | 610 | 671 |
| **D182921 L or R** | 556 | 584 | 613 | 656 | 722 |
| **D212921 L or R** | 595 | 625 | 656 | 702 | 772 |
| **D242921** | 671 | 705 | 740 | 792 | 871 |
| **D302921** | 780 | 819 | 860 | 920 | 1012 |
| **D362921** | 889 | 934 | 980 | 1049 | 1154 |

**Custom Modifications**

| ADDTK | CBO | CCO | CD | CFNTO | CFRMO | CND | DDE | FB | FP | FPEB | FTK | FTKV | MIP | RT | RTKBK | RTKL/R | VTK |
|---|---|---|---|---|---|---|---|---|---|---|---|---|---|---|---|---|---|
| | • | • | • | • | • | • | | • | • | • | • | •[1] | • | • | • | • | • |

**Construction Upgrades**

| APC | PE |
|---|---|
| • | • |

**Non Soft-close Options**

| NSCFB | NSCH |
|---|---|
| • | • |

[1] Not available on 12″ wide

## DESK THREE DRAWER, 29″ HIGH, 21″ DEEP

12”, 15”, 18”, 21”, or 24”

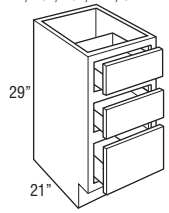


| | | | | | |
|---|---|---|---|---|---|
| **D3D122921** | 745 | 782 | 821 | 878 | 966 |
| **D3D152921** | 803 | 844 | 886 | 948 | 1043 |
| **D3D182921** | 862 | 905 | 951 | 1017 | 1119 |
| **D3D212921** | 921 | 967 | 1015 | 1087 | 1195 |
| **D3D242921** | 980 | 1029 | 1080 | 1156 | 1271 |

**Custom Modifications**

| ADDTK | CBO | CCO | CD | CFNTO | CFRMO | CND | DDE | FB | FP | FPEB | FTK | FTKV | MIP | RT | RTKBK | RTKL/R | VTK |
|---|---|---|---|---|---|---|---|---|---|---|---|---|---|---|---|---|---|
| | • | • | • | | • | | | • | • | • | • | •[1] | | | • | • | • |

**Construction Upgrades**

| APC | PE |
|---|---|
| • | • |

**Non Soft-close Options**

| NSCFB | NSCH |
|---|---|
| • | |

[1] Not available on 12″ wide

## DESK WITH FILE DRAWER, 29″ HIGH, 21″ DEEP

15”, 18”, or 21”

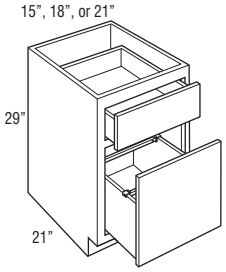


| | | | | | |
|---|---|---|---|---|---|
| **D152921FD** | 1009 | 1060 | 1113 | 1191 | 1310 |
| **D182921FD** | 1074 | 1127 | 1184 | 1267 | 1393 |
| **D212921FD** | 1138 | 1195 | 1255 | 1343 | 1477 |

- Door is attached to file drawer.
- Includes Filing System Hardware Kit, which accommodates letter and legal filing.
- Exterior height of file drawer is 10″.

**Custom Modifications**

| ADDTK | CBO | CCO | CD | CFNTO | CFRMO | CND | DDE | FB | FP | FPEB | FTK | FTKV | MIP | RT | RTKBK | RTKL/R | VTK |
|---|---|---|---|---|---|---|---|---|---|---|---|---|---|---|---|---|---|
| | • | • | • | | • | | | • | | • | • | • | | | • | • | • |

**Construction Upgrades**

| APC | PE |
|---|---|
| • | • |

**Non Soft-close Options**

| NSCFB | NSCH |
|---|---|
| | |

## DESK TWO DRAWER with FILE DRAWER DOUBLE, 29″ HIGH, 21″ DEEP

24” or 30”

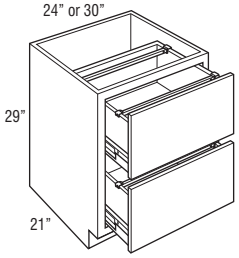


| | | | | | |
|---|---|---|---|---|---|
| **D2D242921FDD** | 1204 | 1264 | 1327 | 1420 | 1562 |
| **D2D302921FDD** | 1368 | 1436 | 1508 | 1614 | 1775 |

- Includes Filing System Hardware Kit, which accommodates letter and legal filing.
- Drawers utilize 125 lb. full extension progressive side-mount guide, does not feature soft-close guide.
- Bottom of drawer is not designed to support any weight.
- Exterior height of drawer box is 9 1/2″.

**Custom Modifications**

| ADDTK | CBO | CCO | CD | CFNTO | CFRMO | CND | DDE | FB | FP | FPEB | FTK | FTKV | MIP | RT | RTKBK | RTKL/R | VTK |
|---|---|---|---|---|---|---|---|---|---|---|---|---|---|---|---|---|---|
| | • | • | • | | • | | | • | | • | • | • | | | • | • | • |

**Construction Upgrades**

| APC | PE |
|---|---|
| • | • |

**Non Soft-close Options**

| NSCFB | NSCH |
|---|---|
| | |

## DESK UNDER-COUNTER DRAWER, 4 3/4″ HIGH, 21″ DEEP

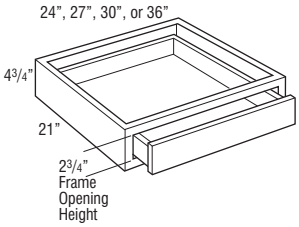


| Price Column | 1 | 2 | 3 | 4 | 5 |
|---|---|---|---|---|---|
| DUCD2421 | 393 | 413 | 434 | 464 | 511 |
| DUCD2721 | 420 | 441 | 463 | 496 | 545 |
| DUCD3021 | 447 | 470 | 493 | 528 | 580 |
| DUCD3621 | 501 | 526 | 552 | 591 | 650 |

- Cabinet is 4 3/4″ high. Drawer box within cabinet is 2″ high (outside dimension).
- Not trimmable.
- Drawer front is 3/4″ slab for all styles. Slab drawer fronts on certain laminate door styles will be painted hardwood. See Door Style section for exceptions.
- The frame to end panel offset is 3/4″, which is designed to accommodate the vanity desk leg.
- Plywood end panels are unfinished.

**Custom Modifications**

| ADDTK | CBO | CCO | CD | CFNTO | CFRMO | CND | DDE | FB | FP | FPEB | FTK | FTKV | MIP | RT | RTKBK | RTKL/R | VTK |
|---|---|---|---|---|---|---|---|---|---|---|---|---|---|---|---|---|---|
| | • | • | • | | • | | | | | | | | | | | | |

**Construction Upgrades**

| APC | PE |
|---|---|
| • | STD |

**Non Soft-close Options**

| NSCFB | NSCH |
|---|---|
| | |

## DESK UNDER-COUNTER DRAWER TRIMMABLE, 4 3/4″ HIGH, 21″ DEEP

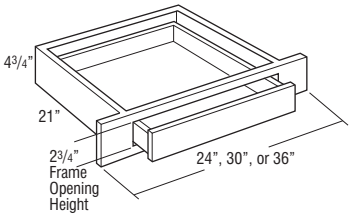


| | | | | | |
|---|---|---|---|---|---|
| DUCDT2421 | 393 | 413 | 434 | 464 | 511 |
| DUCDT3021 | 447 | 470 | 493 | 528 | 580 |
| DUCDT3621 | 501 | 526 | 552 | 591 | 650 |

- Cabinet is 4 3/4″ high. Drawer box within cabinet is 2″ high (outside dimension).
- Frame stile is trimmable 3″ on each side, which leaves a face frame to end panel offset of 3/4″ to accommodate the vanity desk leg.
- Drawer front is 3/4″ slab for all styles. Slab drawer fronts on certain laminate door styles will be painted hardwood. See Door Style section for exceptions.
- Plywood end panels are unfinished.

**Custom Modifications**

| ADDTK | CBO | CCO | CD | CFNTO | CFRMO | CND | DDE | FB | FP | FPEB | FTK | FTKV | MIP | RT | RTKBK | RTKL/R | VTK |
|---|---|---|---|---|---|---|---|---|---|---|---|---|---|---|---|---|---|
| | • | • | • | | • | | | | | | | | | | | | |

**Construction Upgrades**

| APC | PE |
|---|---|
| • | STD |

**Non Soft-close Options**

| NSCFB | NSCH |
|---|---|
| | |

## FURNITURE DRAWER, 6 3/4″ HIGH, 24″ DEEP

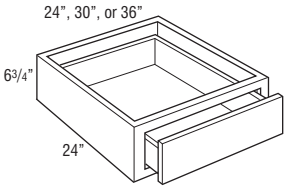


| | | | | | |
|---|---|---|---|---|---|
| F1D246.7524 | 461 | 484 | 509 | 544 | 599 |
| F1D306.7524 | 524 | 550 | 578 | 618 | 680 |
| F1D366.7524 | 587 | 616 | 647 | 693 | 762 |

- On partial overlay styles, drawer front to face frame is justified to the top to be consistent with current partial overlay reveal. Bottom reveal is 1/4″.
- Exterior height of drawer box is 3 3/8″.

**Custom Modifications**

| ADDTK | CBO | CCO | CD | CFNTO | CFRMO | CND | DDE | FB | FP | FPEB | FTK | FTKV | MIP | RT | RTKBK | RTKL/R | VTK |
|---|---|---|---|---|---|---|---|---|---|---|---|---|---|---|---|---|---|
| | • | • | • | | • | | | • | | • | | | | | | | |

**Construction Upgrades**

| APC | PE |
|---|---|
| • | • |

**Non Soft-close Options**

| NSCFB | NSCH |
|---|---|
| | |

## FURNITURE DRAWER, 12″ HIGH, 24″ DEEP

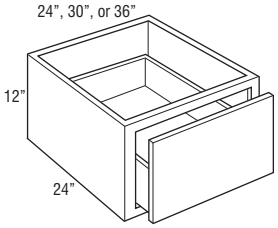


| | | | | | |
|---|---|---|---|---|---|
| F1D241224 | 519 | 545 | 572 | 612 | 673 |
| F1D301224 | 582 | 611 | 642 | 686 | 755 |
| F1D361224 | 645 | 677 | 711 | 761 | 837 |

- Drawer front to face frame reveal is justified to the bottom to be consistent with both full overlay and partial overlay. Top reveal is 1 1/8″ for partial overlay and 3/8″ for full overlay. Bottom reveal is 1″ for partial overlay and 1/4″ for full overlay.
- Exterior height of drawer box is 6 3/8″.

**Custom Modifications**

| ADDTK | CBO | CCO | CD | CFNTO | CFRMO | CND | DDE | FB | FP | FPEB | FTK | FTKV | MIP | RT | RTKBK | RTKL/R | VTK |
|---|---|---|---|---|---|---|---|---|---|---|---|---|---|---|---|---|---|
| • | • | • | • | | • | | | • | | • | | | | | | | |

**Construction Upgrades**

| APC | PE |
|---|---|
| • | • |

**Non Soft-close Options**

| NSCFB | NSCH |
|---|---|
| | |

## FURNITURE BASE DRAWER, 18″ HIGH, 24″ DEEP

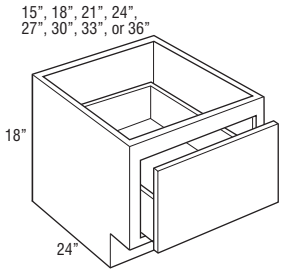


| Price Column | 1 | 2 | 3 | 4 | 5 |
|---|---|---|---|---|---|
| **FB1D151824** | 564 | 592 | 621 | 665 | 731 |
| **FB1D181824** | 612 | 642 | 675 | 722 | 794 |
| **FB1D211824** | 660 | 693 | 728 | 779 | 857 |
| **FB1D241824** | 708 | 744 | 781 | 836 | 919 |
| **FB1D271824** | 757 | 795 | 834 | 893 | 982 |
| **FB1D301824** | 805 | 845 | 888 | 950 | 1045 |
| **FB1D331824** | 853 | 896 | 941 | 1007 | 1107 |
| **FB1D361824** | 902 | 947 | 994 | 1064 | 1170 |

- Drawer front to face frame reveal is justified to the bottom to be consistent with both full overlay and partial overlay. Partial overlay top reveal is 2 5/8″ and bottom reveal is 1″. Full overlay top reveal is 1 7/8″ and bottom reveal is 1/4″.
- Exterior height of drawer box is 6 3/8″.

**Custom Modifications**

| ADDTK | CBO | CCO | CD | CFNTO | CFRMO | CND | DDE | FB | FP | FPEB | FTK | FTKV | MIP | RT | RTKBK | RTKL/R | VTK |
|---|---|---|---|---|---|---|---|---|---|---|---|---|---|---|---|---|---|
| | • | • | • | | • | | | • | | • | • | • | | | • | • | • |

**Construction Upgrades**

| APC | PE |
|---|---|
| • | • |

**Non Soft-close Options**

| NSCFB | NSCH |
|---|---|
| | |

# TABLE OF CONTENTS – VANITY CABINETS

False Panel Vanity Sink Bases . . . . . 112
Vanity Base Cabinets . . . . . 113
Vanity Drawer Base Cabinets . . . . . 114
Vanity Tall Cabinets . . . . . 121
Vanity Wall Cabinets and Mirrors . . . . . 121



## VANITY CABINET NOMENCLATURE

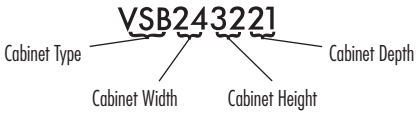


### DOOR OPTIONS

| Mod. | Description |
|---|---|
| CG | Cut-for-glass Door |
| CM | Classic Mullion Door |
| MFO | Modified Full Overlay |

### CONSTRUCTION UPGRADES

| Mod. | Description |
|---|---|
| APC | All- plywood Construction |
| PE | Plywood Ends |

### NON SOFT-CLOSE OPTIONS

| Mod. | Description |
|---|---|
| NSCFB | Non Soft-close Furniture Board Drawers |
| NSCH | Non Soft-close Hinge |

### MODIFICATIONS GRID KEY

| Mod. | Description |
|---|---|
| • | Available |
| STD | Standard on these cabinets |

### CUSTOM MODIFICATIONS

| Mod. | Description |
|---|---|
| CBO | Cabinet Box Only |
| CCO | Cabinet Case Only |
| CD | Change Depth |
| CFNTO | Cabinet Front Only |
| CFRMO | Cabinet Face Frame Only |
| DDE | Decorative Door on End |
| FB | Finished End, Both |
| FP | False Panel |
| FPEB | Furniture Plywood End, Both |
| FTK | Flush Toekick |
| FTKV.A | Flush Toekick Valance, Style A |
| FTKV.F | Flush Toekick Valance, Style F |
| MIP | Matching Interior Plywood |
| RT | Roll Tray |
| RTKBK | Recessed Toekick, Back |
| RTKL | Recessed Toekick, Left |
| RTKR | Recessed Toekick, Right |
| VTK | Void Toekick |

Vanity Cabinets are shipped with an unfinished toekick. Finished toekicks in matching wood veneer or laminate must be ordered separately and field installed.

Standard vanity toekick height is 4 1/2″ tall, which will align with standard base cabinets.

Distance between back of drawer box and back interior of cabinet is 2 3/4″.

There will be no charge for CD18 on 21″ deep vanity cabinets.

For Linen cabinets, Tall mitered door styles and laminate door styles will feature one center panel, other door styles will feature two center panels.

## VANITY SINK BASE, 32″ HIGH

24”, 27”, 30”, 33”, or 36”

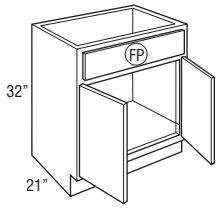


39”, 42”, 45”, or 48”

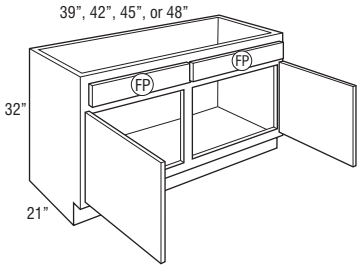


54” or 60”

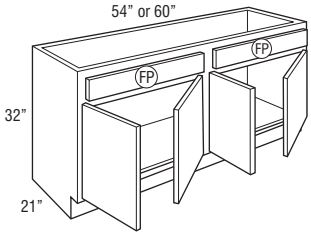


FP = False Panel

| Price Column | 1 | 2 | 3 | 4 | 5 |
|---|---|---|---|---|---|
| **VSB2432** | 664 | 697 | 732 | 783 | 862 |
| **VSB2732** | 712 | 748 | 785 | 840 | 924 |
| **VSB3032** | 760 | 798 | 838 | 897 | 986 |
| **VSB3332** | 808 | 849 | 891 | 953 | 1049 |
| **VSB3632** | 856 | 899 | 944 | 1010 | 1111 |
| **VSB3932** | 904 | 949 | 997 | 1067 | 1173 |
| **VSB4232** | 952 | 1000 | 1050 | 1123 | 1236 |
| **VSB4532** | 1000 | 1050 | 1103 | 1180 | 1298 |
| **VSB4832** | 1048 | 1101 | 1156 | 1237 | 1360 |
| **VSB5432-4** | 1264 | 1328 | 1394 | 1491 | 1641 |
| **VSB6032-4** | 1360 | 1428 | 1500 | 1605 | 1765 |

**Custom Modifications**

| CBO | CCO | CD | CFNTO | CFRMO | DDE | FB | FP | FPEB | FTK | FTKV | MIP | RT | RTKBK | RTKL/R | VTK |
|---|---|---|---|---|---|---|---|---|---|---|---|---|---|---|---|
| | • | • | • | • | • | • | STD | • | • | • | • | • | • | • | • |

**Construction Upgrades**

| APC | PE |
|---|---|
| • | • |

**Door Options**

| CG | CM | MFO |
|---|---|---|
| | | |

**Non Soft-close Options**

| NSCFB | NSCH |
|---|---|
| | • |

## VANITY SINK BASE, 34 1/2″ HIGH

24", 27", 30", 33", or 36"

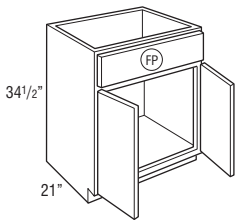


39", 42", 45", or 48"

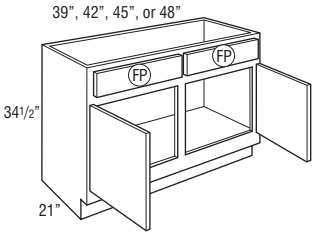


54" or 60"

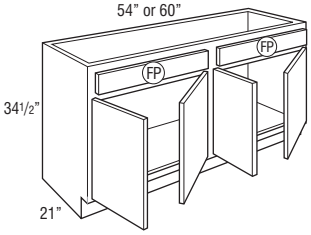


(FP) = False Panel

| Price Column | 1 | 2 | 3 | 4 | 5 |
|---|---|---|---|---|---|
| **VSB24** | 704 | 739 | 776 | 831 | 914 |
| **VSB27** | 752 | 790 | 829 | 887 | 976 |
| **VSB30** | 800 | 840 | 882 | 944 | 1038 |
| **VSB33** | 848 | 891 | 935 | 1001 | 1101 |
| **VSB36** | 896 | 941 | 988 | 1057 | 1163 |
| **VSB39** | 944 | 991 | 1041 | 1114 | 1225 |
| **VSB42** | 992 | 1042 | 1094 | 1171 | 1288 |
| **VSB45** | 1040 | 1092 | 1147 | 1227 | 1350 |
| **VSB48** | 1088 | 1143 | 1200 | 1284 | 1412 |
| **VSB54-4** | 1304 | 1370 | 1438 | 1539 | 1692 |
| **VSB60-4** | 1400 | 1470 | 1544 | 1652 | 1817 |

**Custom Modifications**

| CBO | CCO | CD | CFNTO | CFRMO | DDE | FB | FP | FPEB | FTK | FTKV | MIP | RT | RTKBK | RTKL/R | VTK |
|---|---|---|---|---|---|---|---|---|---|---|---|---|---|---|---|
| | • | • | • | • | • | • | STD | • | • | • | • | • | • | • | • |

**Construction Upgrades**

| APC | PE |
|---|---|
| • | • |

**Door Options**

| CG | CM | MFO |
|---|---|---|
| | | |

**Non Soft-close Options**

| NSCFB | NSCH |
|---|---|
| | • |

## VANITY BASE, 32″ HIGH

12", 15", 18", 21"

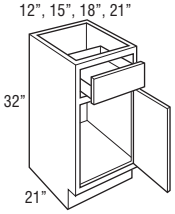


| | | | | | |
|---|---|---|---|---|---|
| **VB1232 L or R** | 573 | 602 | 632 | 676 | 744 |
| **VB1532 L or R** | 612 | 643 | 675 | 722 | 794 |
| **VB1832 L or R** | 651 | 683 | 717 | 767 | 844 |
| **VB2132 L or R** | 689 | 724 | 760 | 813 | 894 |

**Custom Modifications**

| CBO | CCO | CD | CFNTO | CFRMO | DDE | FB | FP | FPEB | FTK | FTKV | MIP | RT | RTKBK | RTKL/R | VTK |
|---|---|---|---|---|---|---|---|---|---|---|---|---|---|---|---|
| • | • | • | • | • | • | • | • | • | • | •[1] | • | • | • | • | • |

**Construction Upgrades**

| APC | PE |
|---|---|
| • | • |

**Door Options**

| CG | CM | MFO |
|---|---|---|
| | | |

**Non Soft-close Options**

| NSCFB | NSCH |
|---|---|
| • | • |

[1] Not available on 12″ wide

## VANITY BASE, 34 1/2″ HIGH

12", 15", 18", 21"

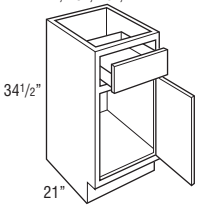


| | | | | | |
|---|---|---|---|---|---|
| **VB12 L or R** | 605 | 636 | 668 | 714 | 786 |
| **VB15 L or R** | 644 | 676 | 710 | 760 | 836 |
| **VB18 L or R** | 683 | 717 | 753 | 805 | 886 |
| **VB21 L or R** | 721 | 758 | 795 | 851 | 936 |

**Custom Modifications**

| CBO | CCO | CD | CFNTO | CFRMO | DDE | FB | FP | FPEB | FTK | FTKV | MIP | RT | RTKBK | RTKL/R | VTK |
|---|---|---|---|---|---|---|---|---|---|---|---|---|---|---|---|
| • | • | • | • | • | • | • | • | • | • | •[1] | • | • | • | • | • |

**Construction Upgrades**

| APC | PE |
|---|---|
| • | • |

**Door Options**

| CG | CM | MFO |
|---|---|---|
| | | |

**Non Soft-close Options**

| NSCFB | NSCH |
|---|---|
| • | • |

[1] Not available on 12″ wide

| | Price Column | 1 | 2 | 3 | 4 | 5 |
|---|---|---|---|---|---|---|
| **VANITY BASE, 32″ HIGH** | **VB2432** | 799 | 839 | 881 | 943 | 1037 |

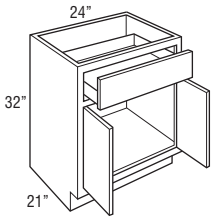


**Custom Modifications**

| CBO | CCO | CD | CFNTO | CFRMO | DDE | FB | FP | FPEB | FTK | FTKV | MIP | RTKBK | RTKL/R | RT | VTK |
|---|---|---|---|---|---|---|---|---|---|---|---|---|---|---|---|
| • | • | • | • | • | • | • | • | • | • | • | • | • | • | • | • |

**Construction Upgrades**

| APC | PE |
|---|---|
| • | • |

**Door Options**

| CG | CM | MFO |
|---|---|---|
| | | |

**Non Soft-close Options**

| NSCFB | NSCH |
|---|---|
| • | • |

| | | | | | | |
|---|---|---|---|---|---|---|
| **VANITY BASE, 34 1/2″ HIGH** | **VB24** | 841 | 883 | 927 | 992 | 1091 |

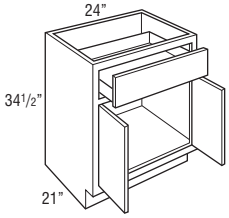


**Custom Modifications**

| CBO | CCO | CD | CFNTO | CFRMO | DDE | FB | FP | FPEB | FTK | FTKV | MIP | RT | RTKBK | RTKL/R | VTK |
|---|---|---|---|---|---|---|---|---|---|---|---|---|---|---|---|
| • | • | • | • | • | • | • | • | • | • | • | • | • | • | • | • |

**Construction Upgrades**

| APC | PE |
|---|---|
| • | • |

**Door Options**

| CG | CM | MFO |
|---|---|---|
| | | |

**Non Soft-close Options**

| NSCFB | NSCH |
|---|---|
| • | • |

| | | | | | | |
|---|---|---|---|---|---|---|
| **VANITY BASE FOUR DRAWER, 34 1/2″ HIGH** | **VB4D12** | 853 | 895 | 940 | 1006 | 1106 |
| | **VB4D15** | 937 | 983 | 1033 | 1105 | 1215 |
| | **VB4D18** | 1020 | 1071 | 1125 | 1204 | 1324 |
| | **VB4D21** | 1104 | 1160 | 1218 | 1303 | 1433 |
| | **VB4D24** | 1188 | 1248 | 1310 | 1402 | 1542 |

12”, 15”, 18”, 21”, or 24”

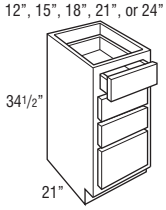


• Exterior height of bottom drawer box is 6 3/8″.

**Custom Modifications**

| CBO | CCO | CD | CFNTO | CFRMO | DDE | FB | FP | FPEB | FTK | FTKV | MIP | RT | RTKBK | RTKL/R | VTK |
|---|---|---|---|---|---|---|---|---|---|---|---|---|---|---|---|
| • | • | • | | • | • | • | • | • | • | •[1] | | | • | • | • |

**Construction Upgrades**

| APC | PE |
|---|---|
| • | • |

**Door Options**

| CG | CM | MFO |
|---|---|---|
| | | |

**Non Soft-close Options**

| NSCFB | NSCH |
|---|---|
| • | |

[1] Not available on 12″ wide

| | | | | | | |
|---|---|---|---|---|---|---|
| **VANITY BASE THREE DRAWER, 32″ HIGH** | **VB3D1232** | 720 | 756 | 794 | 850 | 935 |
| | **VB3D1532** | 797 | 837 | 879 | 941 | 1035 |
| | **VB3D1832** | 875 | 918 | 964 | 1032 | 1135 |
| | **VB3D2132** | 952 | 999 | 1049 | 1123 | 1235 |
| | **VB3D2432** | 1029 | 1080 | 1134 | 1214 | 1335 |
| | **VB3D2732** | 1106 | 1162 | 1220 | 1305 | 1435 |
| | **VB3D3032** | 1183 | 1243 | 1305 | 1396 | 1536 |

12”, 15”, 18”, 21”, 24”, 27”, or 30”

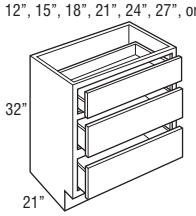


**Custom Modifications**

| CBO | CCO | CD | CFNTO | CFRMO | DDE | FB | FP | FPEB | FTK | FTKV | MIP | RT | RTKBK | RTKL/R | VTK |
|---|---|---|---|---|---|---|---|---|---|---|---|---|---|---|---|
| • | • | • | | • | • | • | • | • | • | •[1] | | | • | • | • |

**Construction Upgrades**

| APC | PE |
|---|---|
| • | • |

**Door Options**

| CG | CM | MFO |
|---|---|---|
| | | |

**Non Soft-close Options**

| NSCFB | NSCH |
|---|---|
| • | |

[1] Not available on 12″ wide

## VANITY BASE THREE DRAWER, 34 1/2″ HIGH

12”, 15”, 18”, 21”, 24”, 27”, or 30”

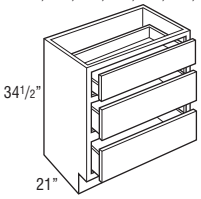


| Price Column | 1 | 2 | 3 | 4 | 5 |
|---|---|---|---|---|---|
| VB3D12 | 785 | 824 | 865 | 926 | 1018 |
| VB3D15 | 862 | 905 | 950 | 1017 | 1118 |
| VB3D18 | 939 | 986 | 1035 | 1108 | 1218 |
| VB3D21 | 1016 | 1067 | 1120 | 1199 | 1319 |
| VB3D24 | 1093 | 1148 | 1205 | 1290 | 1419 |
| VB3D27 | 1171 | 1229 | 1290 | 1381 | 1519 |
| VB3D30 | 1248 | 1310 | 1376 | 1472 | 1619 |

**Custom Modifications**

| CBO | CCO | CD | CFNTO | CFRMO | DDE | FB | FP | FPEB | FTK | FTKV | MIP | RT | RTKBK | RTKL/R | VTK |
|---|---|---|---|---|---|---|---|---|---|---|---|---|---|---|---|
| • | • | • | | • | • | • | • | • | • | •[1] | | | • | • | • |

**Construction Upgrades**

| APC | PE |
|---|---|
| • | • |

**Door Options**

| CG | CM | MFO |
|---|---|---|
| | | |

**Non Soft-close Options**

| NSCFB | NSCH |
|---|---|
| • | |

[1] Not available on 12″ wide

## VANITY COLLECTION E, 32″ HIGH

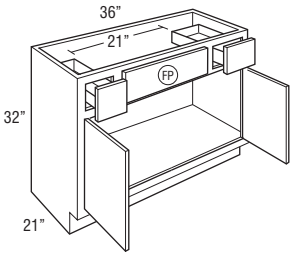


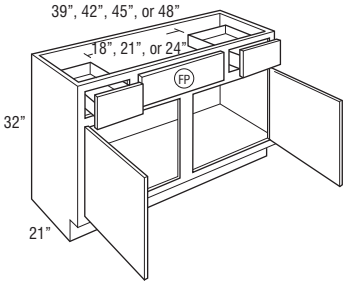


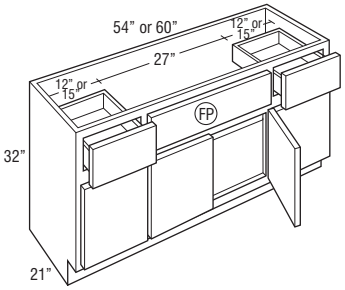


FP = False Panel

| | | | | | |
|---|---|---|---|---|---|
| VCE3632 | 1031 | 1083 | 1137 | 1216 | 1338 |
| VCE3932 | 1096 | 1151 | 1209 | 1293 | 1422 |
| VCE4232 | 1161 | 1219 | 1280 | 1370 | 1507 |
| VCE4532 | 1226 | 1288 | 1352 | 1447 | 1591 |
| VCE4832 | 1292 | 1356 | 1424 | 1524 | 1676 |
| VCE5432 | 1585 | 1664 | 1747 | 1869 | 2056 |
| VCE6032 | 1715 | 1801 | 1891 | 2023 | 2225 |

| | Face Frame Opening Width | | | Available Sink Clearance Width | # of Sink Openings | # of Drawers |
|---|---|---|---|---|---|---|
| | Drawers | Side Doors | False Panel | | | |
| VCE3632 | 6″ | 33″ (butt doors) | 15″ | 21″ | 1 | 2 |
| VCE3932 | 9″ | 16 1/2″ | 12″ | 18″ | 1 | 2 |
| VCE4232 | 9″ | 18″ | 15″ | 21″ | 1 | 2 |
| VCE4532 | 9″ | 19 1/2″ | 18″ | 24″ | 1 | 2 |
| VCE4832 | 12″ | 21″ | 15″ | 21″ | 1 | 2 |
| VCE5432 | 12″ | 12″ | 21″ | 27″ | 1 | 2 |
| VCE6032 | 15″ | 15″ | 21″ | 27″ | 1 | 2 |

**Custom Modifications**

| CBO | CCO | CD | CFNTO | CFRMO | DDE | FB | FP | FPEB | FTK | FTKV | MIP | RT | RTKBK | RTKL/R | VTK |
|---|---|---|---|---|---|---|---|---|---|---|---|---|---|---|---|
| • | • | • | • | • | • | • | • | • | • | • | • | •[1] | • | • | • |

**Construction Upgrades**

| APC | PE |
|---|---|
| • | • |

**Door Options**

| CG | CM | MFO |
|---|---|---|
| | | |

**Non Soft-close Options**

| NSCFB | NSCH |
|---|---|
| • | • |

[1] Not available on 54″ or 60″ wide

## VANITY COLLECTION E, 34 1/2″ HIGH

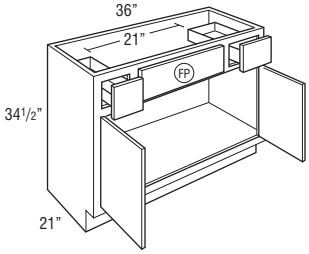


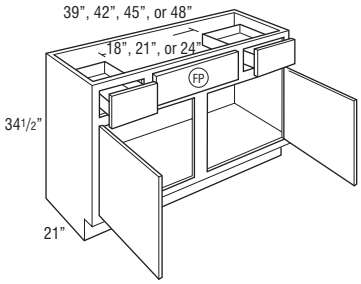


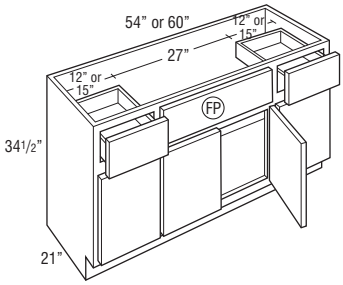


(FP) = False Panel

| Price Column | 1 | 2 | 3 | 4 | 5 |
|---|---|---|---|---|---|
| **VCE36** | 1085 | 1140 | 1197 | 1280 | 1408 |
| **VCE39** | 1150 | 1208 | 1268 | 1357 | 1493 |
| **VCE42** | 1216 | 1276 | 1340 | 1434 | 1577 |
| **VCE45** | 1281 | 1345 | 1412 | 1511 | 1662 |
| **VCE48** | 1346 | 1413 | 1484 | 1588 | 1746 |
| **VCE54** | 1639 | 1721 | 1807 | 1933 | 2127 |
| **VCE60** | 1769 | 1858 | 1950 | 2087 | 2296 |

| | Face Frame Opening Width | | | Available Sink Clearance Width | # of Sink Openings | # of Drawers |
|---|---|---|---|---|---|---|
| | Drawers | Side Doors | False Panel | | | |
| VCE36 | 6″ | 33″ (butt doors) | 15″ | 21″ | 1 | 2 |
| VCE39 | 9″ | 16 1/2″ | 12″ | 18″ | 1 | 2 |
| VCE42 | 9″ | 18″ | 15″ | 21″ | 1 | 2 |
| VCE45 | 9″ | 19 1/2″ | 18″ | 24″ | 1 | 2 |
| VCE48 | 12″ | 21″ | 15″ | 21″ | 1 | 2 |
| VCE54 | 12″ | 12″ | 21″ | 27″ | 1 | 2 |
| VCE60 | 15″ | 15″ | 21″ | 27″ | 1 | 2 |

**Custom Modifications**

| CBO | CCO | CD | CFNTO | CFRMO | DDE | FB | FP | FPEB | FTK | FTKV | MIP | RT | RTKBK | RTKL/R | VTK |
|---|---|---|---|---|---|---|---|---|---|---|---|---|---|---|---|
| • | • | • | • | • | • | • | • | • | • | • | • | •[1] | • | • | • |

**Construction Upgrades**

| APC | PE |
|---|---|
| • | • |

**Door Options**

| CG | CM | MFO |
|---|---|---|
| | | |

**Non Soft-close Options**

| NSCFB | NSCH |
|---|---|
| • | • |

[1] Not available on 54″ or 60″ wide

## VANITY COLLECTION A with TWO DRAWERS, 32″ HIGH

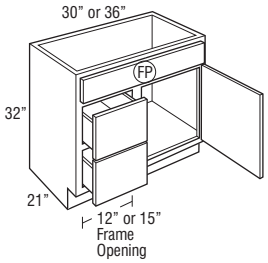


(FP) = False Panel

| | | | | | |
|---|---|---|---|---|---|
| **VCA2(DL or DR)3032** | 1088 | 1143 | 1200 | 1284 | 1412 |
| **VCA2(DL or DR)3632** | 1226 | 1287 | 1351 | 1446 | 1590 |

• DL or DR indicates drawer location (DL shown).

| | Face Frame Opening Width | | Available Sink Clearance Width | # of Sink Openings | # of Drawers |
|---|---|---|---|---|---|
| | Drawers | Side Doors | | | |
| VCA2(DL or DR)3032 | 12″ | 12″ | 27″ | 1 | 2 |
| VCA2(DL or DR)3632 | 15″ | 15″ | 33″ | 1 | 2 |

**Custom Modifications**

| CBO | CCO | CD | CFNTO | CFRMO | DDE | FB | FP | FPEB | FTK | FTKV | MIP | RT | RTKBK | RTKL/R | VTK |
|---|---|---|---|---|---|---|---|---|---|---|---|---|---|---|---|
| • | • | • | | • | • | • | STD | • | • | • | | | • | • | • |

**Construction Upgrades**

| APC | PE |
|---|---|
| • | • |

**Door Options**

| CG | CM | MFO |
|---|---|---|
| | | |

**Non Soft-close Options**

| NSCFB | NSCH |
|---|---|
| • | • |

## VANITY COLLECTION A with TWO DRAWERS, 34 1/2″ HIGH

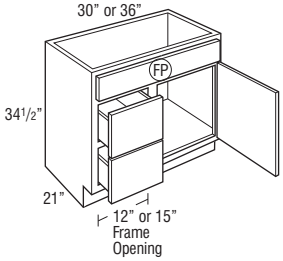


(FP) = False Panel

| | | | | | |
|---|---|---|---|---|---|
| **VCA2(DL or DR)30** | 1145 | 1203 | 1263 | 1351 | 1486 |
| **VCA2(DL or DR)36** | 1283 | 1347 | 1414 | 1513 | 1665 |

• DL or DR indicates drawer location (DL shown).

| | Face Frame Opening Width | | Available Sink Clearance Width | # of Sink Openings | # of Drawers |
|---|---|---|---|---|---|
| | Drawers | Side Doors | | | |
| VCA2(DL or DR)30 | 12″ | 12″ | 27″ | 1 | 2 |
| VCA2(DL or DR)36 | 15″ | 15″ | 33″ | 1 | 2 |

**Custom Modifications**

| CBO | CCO | CD | CFNTO | CFRMO | DDE | FB | FP | FPEB | FTK | FTKV | MIP | RT | RTKBK | RTKL/R | VTK |
|---|---|---|---|---|---|---|---|---|---|---|---|---|---|---|---|
| • | • | • | | • | • | • | STD | • | • | • | | | • | • | • |

**Construction Upgrades**

| APC | PE |
|---|---|
| • | • |

**Door Options**

| CG | CM | MFO |
|---|---|---|
| | | |

**Non Soft-close Options**

| NSCFB | NSCH |
|---|---|
| • | • |

## VANITY COLLECTION A with TWO NARROW DRAWERS, 32″ HIGH

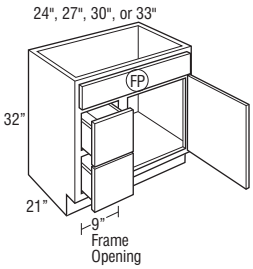


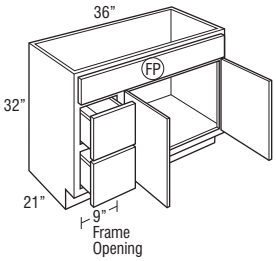


FP = False Panel

| Price Column | 1 | 2 | 3 | 4 | 5 |
|---|---|---|---|---|---|
| VCA2N(DL or DR)2432 | 951 | 998 | 1048 | 1122 | 1234 |
| VCA2N(DL or DR)2732 | 1019 | 1070 | 1124 | 1203 | 1323 |
| VCA2N(DL or DR)3032 | 1088 | 1143 | 1200 | 1284 | 1412 |
| VCA2N(DL or DR)3332 | 1157 | 1215 | 1276 | 1365 | 1501 |
| VCA2N(DL or DR)3632 | 1222 | 1283 | 1347 | 1441 | 1585 |

- DL or DR indicates drawer location (DL shown).

| | Face Frame Opening Width | | Available Sink Clearance Width | # of Sink Openings | # of Drawers |
|---|---|---|---|---|---|
| | Drawers | Doors | | | |
| VCA2N(DL or DR)2432 | 9″ | 9″ | 21″ | 1 | 2 |
| VCA2N(DL or DR)2732 | 9″ | 12″ | 24″ | 1 | 2 |
| VCA2N(DL or DR)3032 | 9″ | 15″ | 27″ | 1 | 2 |
| VCA2N(DL or DR)3332 | 9″ | 18″ | 30″ | 1 | 2 |
| VCA2N(DL or DR)3632 | 9″ | 21″ | 33″ | 1 | 2 |

**Custom Modifications**

| CBO | CCO | CD | CFNTO | CFRMO | DDE | FB | FP | FPEB | FTK | FTKV | MIP | RT | RTKBK | RTKL/R | VTK |
|---|---|---|---|---|---|---|---|---|---|---|---|---|---|---|---|
| • | • | • | | • | • | • | STD | • | • | • | | | • | • | • |

**Construction Upgrades**

| APC | PE |
|---|---|
| • | • |

**Door Options**

| CG | CM | MFO |
|---|---|---|
| | | |

**Non Soft-close Options**

| NSCFB | NSCH |
|---|---|
| • | • |

## VANITY COLLECTION A with TWO NARROW DRAWERS, 34 1/2″ HIGH

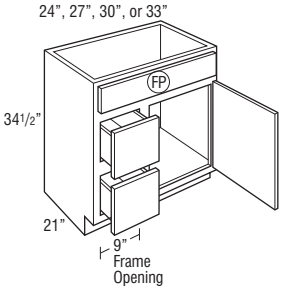


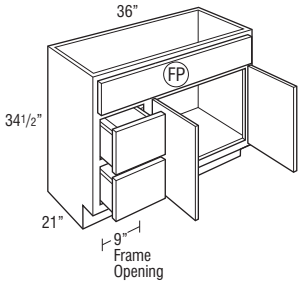


FP = False Panel

| | | | | | |
|---|---|---|---|---|---|
| VCA2N(DL or DR)24 | 1008 | 1058 | 1111 | 1189 | 1308 |
| VCA2N(DL or DR)27 | 1077 | 1131 | 1187 | 1270 | 1397 |
| VCA2N(DL or DR)30 | 1145 | 1203 | 1263 | 1351 | 1486 |
| VCA2N(DL or DR)33 | 1214 | 1275 | 1339 | 1432 | 1576 |
| VCA2N(DL or DR)36 | 1286 | 1350 | 1418 | 1517 | 1669 |

- DL or DR indicates drawer location (DL shown).

| | Face Frame Opening Width | | Available Sink Clearance Width | # of Sink Openings | # of Drawers |
|---|---|---|---|---|---|
| | Drawers | Doors | | | |
| VCA2N(DL or DR)24 | 9″ | 9″ | 21″ | 1 | 2 |
| VCA2N(DL or DR)27 | 9″ | 12″ | 24″ | 1 | 2 |
| VCA2N(DL or DR)30 | 9″ | 15″ | 27″ | 1 | 2 |
| VCA2N(DL or DR)33 | 9″ | 18″ | 30″ | 1 | 2 |
| VCA2N(DL or DR)36 | 9″ | 21″ | 33″ | 1 | 2 |

**Custom Modifications**

| CBO | CCO | CD | CFNTO | CFRMO | DDE | FB | FP | FPEB | FTK | FTKV | MIP | RT | RTKBK | RTKL/R | VTK |
|---|---|---|---|---|---|---|---|---|---|---|---|---|---|---|---|
| • | • | • | | • | • | • | STD | • | • | • | | | • | • | • |

**Construction Upgrades**

| APC | PE |
|---|---|
| • | • |

**Door Options**

| CG | CM | MFO |
|---|---|---|
| | | |

**Non Soft-close Options**

| NSCFB | NSCH |
|---|---|
| • | • |

## VANITY COLLECTION C with THREE DRAWER BASE, 32″ HIGH

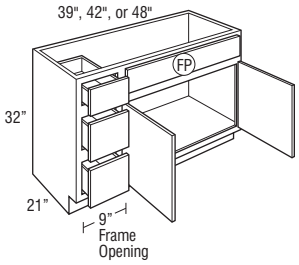


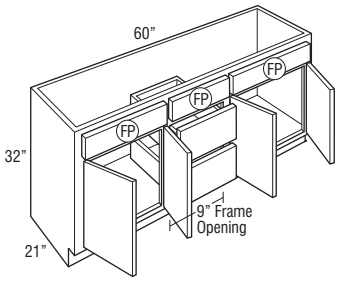


FP = False Panel

| Price Column | 1 | 2 | 3 | 4 | 5 |
|---|---|---|---|---|---|
| VCC3(DL or DR)3932 | 1299 | 1364 | 1432 | 1532 | 1685 |
| VCC3(DL or DR)4232 | 1376 | 1445 | 1517 | 1623 | 1786 |
| VCC3(DL or DR)4832 | 1530 | 1607 | 1687 | 1805 | 1986 |
| VCC3D6032FP | 1620 | 1701 | 1786 | 1911 | 2103 |

- DL or DR indicates drawer location (DL shown).

| | Face Frame Opening Width | | Available Sink Clearance Width | # of Sink Openings | # of Drawers |
|---|---|---|---|---|---|
| | Drawers | Doors | | | |
| VCC3(DL or DR)3932 | 9″ | 24″ | 27″ | 1 | 3 |
| VCC3(DL or DR)4232 | 9″ | 27″ | 30″ | 1 | 3 |
| VCC3(DL or DR)4832 | 9″ | 33″ | 36″ | 1 | 3 |
| VCC3D6032FP | 9″ | 21″ | 24″ | 2 | 2 |

**Custom Modifications**

| CBO | CCO | CD | CFNTO | CFRMO | DDE | FB | FP | FPEB | FTK | FTKV | MIP | RT | RTKBK | RTKL/R | VTK |
|---|---|---|---|---|---|---|---|---|---|---|---|---|---|---|---|
| • | • | • | | • | • | • | •[1] | • | • | • | | | • | • | • |

**Construction Upgrades**

| APC | PE |
|---|---|
| • | • |

**Door Options**

| CG | CM | MFO |
|---|---|---|
| | | |

**Non Soft-close Options**

| NSCFB | NSCH |
|---|---|
| • | • |

[1] Standard on 60″

## VANITY COLLECTION C with THREE DRAWER BASE, 34 1/2″ HIGH

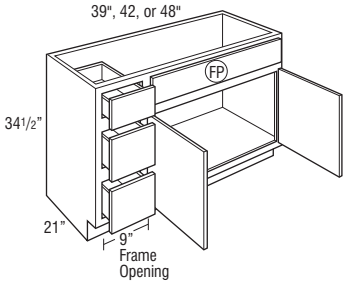


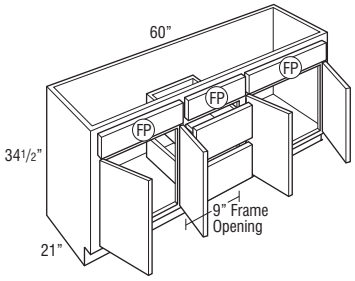


FP = False Panel

| | | | | | |
|---|---|---|---|---|---|
| VCC3(DL or DR)39 | 1363 | 1431 | 1503 | 1608 | 1769 |
| VCC3(DL or DR)42 | 1440 | 1512 | 1588 | 1699 | 1869 |
| VCC3(DL or DR)48 | 1595 | 1674 | 1758 | 1881 | 2069 |
| VCC3D60FP | 1706 | 1791 | 1880 | 2012 | 2213 |

- DL or DR indicates drawer location (DL shown).

| | Face Frame Opening Width | | Available Sink Clearance Width | # of Sink Openings | # of Drawers |
|---|---|---|---|---|---|
| | Drawers | Doors | | | |
| VCC3(DL or DR)39 | 9″ | 24″ | 27″ | 1 | 3 |
| VCC3(DL or DR)39 | 9″ | 27″ | 30″ | 1 | 3 |
| VCC3(DL or DR)39 | 9″ | 33″ | 36″ | 1 | 3 |
| VCC3D60FP | 9″ | 21″ | 24″ | 2 | 2 |

**Custom Modifications**

| CBO | CCO | CD | CFNTO | CFRMO | DDE | FB | FP | FPEB | FTK | FTKV | MIP | RT | RTKBK | RTKL/R | VTK |
|---|---|---|---|---|---|---|---|---|---|---|---|---|---|---|---|
| • | • | • | | • | • | • | •[1] | • | • | • | | | • | • | • |

**Construction Upgrades**

| APC | PE |
|---|---|
| • | • |

**Door Options**

| CG | CM | MFO |
|---|---|---|
| | | |

**Non Soft-close Options**

| NSCFB | NSCH |
|---|---|
| • | • |

[1] Standard on 60″

## VANITY COLLECTION C with THREE DRAWER BASE, 32″ HIGH

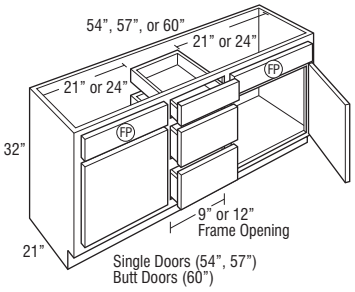


FP = False Panel

| Price Column | 1 | 2 | 3 | 4 | 5 |
|---|---|---|---|---|---|
| **VCC3D5432** | 1704 | 1789 | 1878 | 2010 | 2211 |
| **VCC3D5732** | 1819 | 1910 | 2005 | 2145 | 2360 |
| **VCC3D6032** | 1837 | 1929 | 2025 | 2167 | 2384 |

| | Face Frame Opening Width | | Available Sink Clearance Width | # of Sink Openings | # of Drawers |
|---|---|---|---|---|---|
| | Drawers | Doors | | | |
| VCC3D5432 | 9″ | 18″ | 21″ | 2 | 3 |
| VCC3D5732 | 12″ | 18″ | 21″ | 2 | 3 |
| VCC3D6032 | 9″ | 21″ | 24″ | 2 | 3 |

**Custom Modifications**

| CBO | CCO | CD | CFNTO | CFRMO | DDE | FB | FP | FPEB | FTK | FTKV | MIP | RT | RTKBK | RTKL/R | VTK |
|---|---|---|---|---|---|---|---|---|---|---|---|---|---|---|---|
| • | • | • | | • | • | • | • | • | • | • | | | • | • | • |

**Construction Upgrades**

| APC | PE |
|---|---|
| • | • |

**Door Options**

| CG | CM | MFO |
|---|---|---|
| | | |

**Non Soft-close Options**

| NSCFB | NSCH |
|---|---|
| • | • |

## VANITY COLLECTION C with THREE DRAWER BASE, 34 1/2″ HIGH

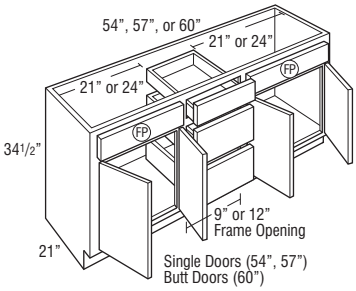


FP = False Panel

| | | | | | |
|---|---|---|---|---|---|
| **VCC3D54** | 1799 | 1889 | 1984 | 2123 | 2335 |
| **VCC3D57** | 1914 | 2010 | 2111 | 2258 | 2484 |
| **VCC3D60** | 1934 | 2030 | 2132 | 2281 | 2509 |

| | Face Frame Opening Width | | Available Sink Clearance Width | # of Sink Openings | # of Drawers |
|---|---|---|---|---|---|
| | Drawers | Doors | | | |
| VCC3D54 | 9″ | 18″ | 21″ | 2 | 3 |
| VCC3D57 | 12″ | 18″ | 21″ | 2 | 3 |
| VCC3D60 | 9″ | 21″ | 24″ | 2 | 3 |

**Custom Modifications**

| CBO | CCO | CD | CFNTO | CFRMO | DDE | FB | FP | FPEB | FTK | FTKV | MIP | RT | RTKBK | RTKL/R | VTK |
|---|---|---|---|---|---|---|---|---|---|---|---|---|---|---|---|
| • | • | • | | • | • | • | • | • | • | • | | | • | • | • |

**Construction Upgrades**

| APC | PE |
|---|---|
| • | • |

**Door Options**

| CG | CM | MFO |
|---|---|---|
| | | |

**Non Soft-close Options**

| NSCFB | NSCH |
|---|---|
| • | • |

## VANITY COLLECTION D with SIX DRAWERS, 32″ HIGH

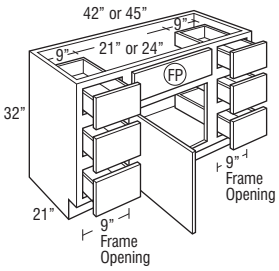


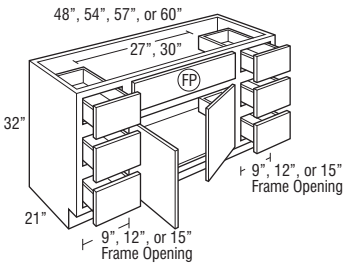


FP = False Panel

| | | | | | |
|---|---|---|---|---|---|
| **VCD6D4232 L or R** | 1701 | 1786 | 1876 | 2007 | 2208 |
| **VCD6D4532 L or R** | 1809 | 1899 | 1994 | 2134 | 2347 |
| **VCD6D4832** | 1819 | 1910 | 2005 | 2145 | 2360 |
| **VCD6D5432** | 2048 | 2151 | 2258 | 2416 | 2658 |
| **VCD6D5732** | 2163 | 2271 | 2385 | 2552 | 2807 |
| **VCD6D6032** | 2278 | 2392 | 2512 | 2687 | 2956 |

| | Face Frame Opening Width | | Available Sink Clearance Width | # of Sink Openings | # of Drawers |
|---|---|---|---|---|---|
| | Drawers | Doors | | | |
| VCD6D4232 L or R | 9″ | 15″ | 21″ | 1 | 6 |
| VCD6D4532 L or R | 9″ | 18″ | 24″ | 1 | 6 |
| VCD6D4832 | 9″ | 21″ | 27″ | 1 | 6 |
| VCD6D5432 | 12″ | 21″ | 27″ | 1 | 6 |
| VCD6D5732 | 12″ | 24″ | 30″ | 1 | 6 |
| VCD6D6032 | 15″ | 21″ | 27″ | 1 | 6 |

**Custom Modifications**

| CBO | CCO | CD | CFNTO | CFRMO | DDE | FB | FP | FPEB | FTK | FTKV | MIP | RT | RTKBK | RTKL/R | VTK |
|---|---|---|---|---|---|---|---|---|---|---|---|---|---|---|---|
| • | • | • | | • | • | • | • | • | • | • | | | • | • | • |

**Construction Upgrades**

| APC | PE |
|---|---|
| • | • |

**Door Options**

| CG | CM | MFO |
|---|---|---|
| | | |

**Non Soft-close Options**

| NSCFB | NSCH |
|---|---|
| • | • |

## VANITY COLLECTION D with SIX DRAWERS, 34 1/2″ HIGH

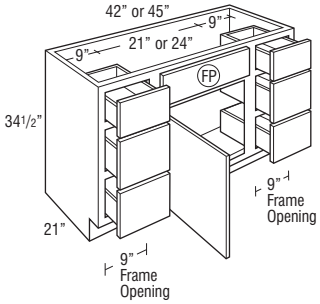


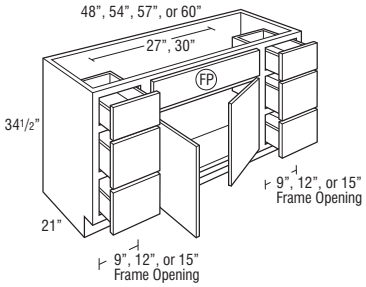


FP = False Panel

| Price Column | 1 | 2 | 3 | 4 | 5 |
|---|---|---|---|---|---|
| **VCD6D42 L or R** | 1791 | 1880 | 1974 | 2113 | 2324 |
| **VCD6D45 L or R** | 1898 | 1993 | 2093 | 2239 | 2463 |
| **VCD6D48** | 1914 | 2010 | 2111 | 2258 | 2484 |
| **VCD6D54** | 2144 | 2251 | 2364 | 2529 | 2782 |
| **VCD6D57** | 2259 | 2372 | 2490 | 2665 | 2931 |
| **VCD6D60** | 2374 | 2492 | 2617 | 2800 | 3080 |

| | Face Frame Opening Width | | Available Sink Clearance Width | # of Sink Openings | # of Drawers |
|---|---|---|---|---|---|
| | Drawers | Doors | | | |
| VCD6D42 L or R | 9″ | 15″ | 21″ | 1 | 6 |
| VCD6D45 L or R | 9″ | 18″ | 24″ | 1 | 6 |
| VCD6D48 | 9″ | 21″ | 27″ | 1 | 6 |
| VCD6D54 | 12″ | 21″ | 27″ | 1 | 6 |
| VCD6D57 | 12″ | 24″ | 30″ | 1 | 6 |
| VCD6D60 | 15″ | 21″ | 27″ | 1 | 6 |

**Custom Modifications**

| CBO | CCO | CD | CFNTO | CFRMO | DDE | FB | FP | FPEB | FTK | FTKV | MIP | RT | RTKBK | RTKL/R | VTK |
|---|---|---|---|---|---|---|---|---|---|---|---|---|---|---|---|
| • | • | • | | • | • | • | • | • | • | • | | | • | • | • |

**Construction Upgrades**

| APC | PE |
|---|---|
| • | • |

**Door Options**

| CG | CM | MFO |
|---|---|---|
| | | |

**Non Soft-close Options**

| NSCFB | NSCH |
|---|---|
| • | • |

## DESK UNDER-COUNTER DRAWER, 4 3/4″ HIGH, 21″ DEEP

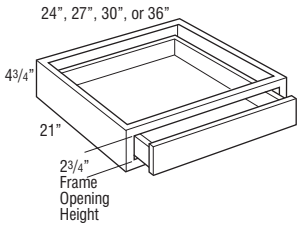


| | | | | | |
|---|---|---|---|---|---|
| **DUCD2421** | 393 | 413 | 434 | 464 | 511 |
| **DUCD2721** | 420 | 441 | 463 | 496 | 545 |
| **DUCD3021** | 447 | 470 | 493 | 528 | 580 |
| **DUCD3621** | 501 | 526 | 552 | 591 | 650 |

- Cabinet is 4 3/4″ high. Drawer box within cabinet is 2″ high (outside dimension).
- Not trimmable.
- Drawer front is 3/4″ slab for all styles. Slab drawer fronts on certain laminate door styles will be painted hardwood. See Door Style section for exceptions.
- The frame to end panel offset is 3/4″, which is designed to accommodate the vanity desk leg.
- Plywood end panels are unfinished.

**Custom Modifications**

| CBO | CCO | CD | CFNTO | CFRMO | DDE | FB | FP | FPEB | FTK | FTKV | MIP | RT | RTKBK | RTKL/R | VTK |
|---|---|---|---|---|---|---|---|---|---|---|---|---|---|---|---|
| • | • | • | | • | | | | | | | | | | | |

**Construction Upgrades**

| APC | PE |
|---|---|
| • | STD |

**Door Options**

| CG | CM | MFO |
|---|---|---|
| | | |

**Non Soft-close Options**

| NSCFB | NSCH |
|---|---|
| | |

## DESK UNDER-COUNTER DRAWER TRIMMABLE, 4 3/4″ HIGH, 21″ DEEP

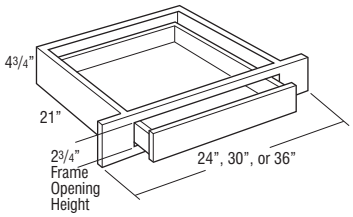


| | | | | | |
|---|---|---|---|---|---|
| **DUCDT2421** | 393 | 413 | 434 | 464 | 511 |
| **DUCDT3021** | 447 | 470 | 493 | 528 | 580 |
| **DUCDT3621** | 501 | 526 | 552 | 591 | 650 |

- Cabinet is 4 3/4″ high. Drawer box within cabinet is 2″ high (outside dimension).
- Frame stile is trimmable 3″ on each side, which leaves a face frame to end panel offset of 3/4″ to accommodate the vanity desk leg.
- Drawer front is 3/4″ slab for all styles. Slab drawer fronts on certain laminate door styles will be painted hardwood. See Door Style section for exceptions.
- Plywood end panels are unfinished.

**Custom Modifications**

| CBO | CCO | CD | CFNTO | CFRMO | DDE | FB | FP | FPEB | FTK | FTKV | MIP | RT | RTKBK | RTKL/R | VTK |
|---|---|---|---|---|---|---|---|---|---|---|---|---|---|---|---|
| • | • | • | | • | | | | | | | | | | | |

**Construction Upgrades**

| APC | PE |
|---|---|
| • | STD |

**Door Options**

| CG | CM | MFO |
|---|---|---|
| | | |

**Non Soft-close Options**

| NSCFB | NSCH |
|---|---|
| | |

| | Price Column | 1 | 2 | 3 | 4 | 5 |
|---|---|---|---|---|---|---|
| **LINEN with DRAWER, 84" HIGH** | **L1D1884ALV L or R** | 1488 | 1562 | 1640 | 1755 | 1931 |
| | **L1D1884 L or R** | 1488 | 1562 | 1640 | 1755 | 1931 |

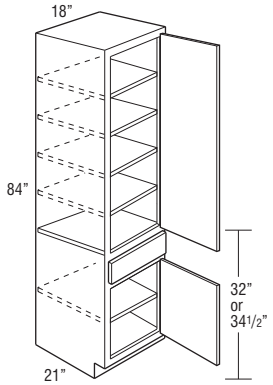


- L1D1884ALV L or R designed to be used with 32″ high vanities.
- L1D1884 L or R designed to be used with 34 1/2″ high vanities.

**Custom Modifications**

| CBO | CCO | CD | CFNTO | CFRMO | DDE | FB | FP | FPEB | FTK | FTKV | MIP | RT | RTKBK | RTKL/R | VTK |
|---|---|---|---|---|---|---|---|---|---|---|---|---|---|---|---|
| • | • | • | • | • | | • | | • | • | • | • | • | | • | • |

**Construction Upgrades**

| APC | PE |
|---|---|
| • | • |

**Door Options**

| CG | CM | MFO |
|---|---|---|
| | | • |

**Non Soft-close Options**

| NSCFB | NSCH |
|---|---|
| • | • |

| | | | | | | |
|---|---|---|---|---|---|---|
| **LINEN with DRAWER, REMOVABLE HAMPER, 84" HIGH** | **L1D1884H L or R** | 1971 | 2045 | 2124 | 2238 | 2414 |

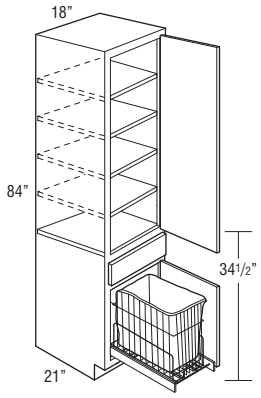


- Designed to be used with 34 1/2″ high vanities and includes a full extension removable chrome pull-out hamper with removable cloth liner.
- Hamper size is 19 3/8″ high x 14 3/4″ wide x 18 deep.

**Custom Modifications**

| CBO | CCO | CD | CFNTO | CFRMO | DDE | FB | FP | FPEB | FTK | FTKV | MIP | CD | RTKBK | RTKL/R | RT | VTK |
|---|---|---|---|---|---|---|---|---|---|---|---|---|---|---|---|---|
| • | • | | • | • | | • | | • | • | • | • | | | • | | • |

**Construction Upgrades**

| APC | PE |
|---|---|
| • | • |

**Door Options**

| CG | CM | MFO |
|---|---|---|
| | | • |

**Non Soft-close Options**

| NSCFB | NSCH |
|---|---|
| • | • |

| | | | | | | |
|---|---|---|---|---|---|---|
| **VANITY WALL WITH OPEN SHELF, 30″ HIGH, 9″ DEEP** | **VW27309OS** | 838 | 880 | 924 | 989 | 1088 |

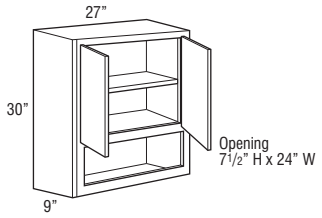


- Includes one adjustable shelf.

**Custom Modifications**

| CBO | CCO | CD | CFNTO | CFRMO | DDE | FB | FP | FPEB | FTK | FTKV | MIP | RTKBK | RTKL/R | RT | VTK |
|---|---|---|---|---|---|---|---|---|---|---|---|---|---|---|---|
| • | • | | • | • | | | | • | | | STD | | | | |

**Construction Upgrades**

| APC | PE |
|---|---|
| | |

**Door Options**

| CG | CM | MFO |
|---|---|---|
| | | • |

**Non Soft-close Options**

| NSCFB | NSCH |
|---|---|
| | • |

| | | | | | | |
|---|---|---|---|---|---|---|
| **VANITY WALL, 30″ HIGH, 6″ DEEP** | **VW24306** | 590 | 619 | 650 | 696 | 765 |

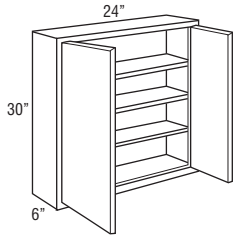


- If a different depth is desired, select a kitchen cabinet with CD modification available.

**Custom Modifications**

| CBO | CCO | CD | CFNTO | CFRMO | DDE | FB | FP | FPEB | FTK | FTKV | MIP | RT | RTKBK | RTKL/R | VTK |
|---|---|---|---|---|---|---|---|---|---|---|---|---|---|---|---|
| • | • | | • | • | | • | | • | | | • | | | | |

**Construction Upgrades**

| APC | PE |
|---|---|
| • | • |

**Door Options**

| CG | CM | MFO |
|---|---|---|
| • | • | • |

**Non Soft-close Options**

| NSCFB | NSCH |
|---|---|
| | • |

| Price Column | 1 | 2 | 3 | 4 | 5 |
|---|---|---|---|---|---|
| **VW24305M L or R** | 616 | 646 | 679 | 726 | 799 |

## VANITY WALL MIRROR, 30″ HIGH

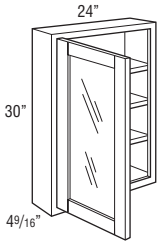


- Available on most door styles. See Door Style section for exceptions.
- Standard with CG doors and installed mirror glass.
- Unit intended to be surface mounted. Features standard 1/4″ face frame reveal on ends.
- Adjustable shelves.

**Custom Modifications**

| CBO | CCO | CD | CFNTO | CFRMO | DDE | FB | FP | FPEB | FTK | FTKV | MIP | RT | RTKBK | RTKL/R | VTK |
|---|---|---|---|---|---|---|---|---|---|---|---|---|---|---|---|
| • | • | | • | • | | • | | • | | | • | | | | |

**Construction Upgrades**

| APC | PE |
|---|---|
| • | • |

**Door Options**

| CG | CM | MFO |
|---|---|---|
| STD | | |

**Non Soft-close Options**

| NSCFB | NSCH |
|---|---|
| | • |

| | | | | | |
|---|---|---|---|---|---|
| **VM2135** | 684 | 684 | 684 | 684 | 684 |
| **VM2735** | 777 | 777 | 777 | 777 | 777 |
| **VM3335** | 871 | 871 | 871 | 871 | 871 |

## VANITY MIRROR

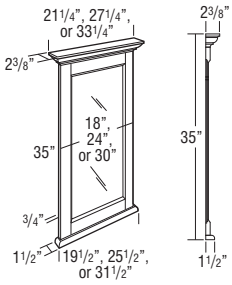


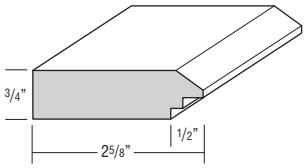


mirror frame profile

- Moulding included on vanity mirrors is not a standard moulding. M-CRTR8 is similar.
- Mirror glass is beveled.
- Includes two installed metal hanging hooks on back.

| Model | Overall Dimensions Width | Overall Dimensions Height | Mirror - Visible Dimensions Width | Mirror - Visible Dimensions Height |
|---|---|---|---|---|
| VM2135 | 21 1/4″ | 35″ | 12 15/16″ | 26 15/16″ |
| VM2735 | 27 1/4″ | 35″ | 18 15/16″ | 26 15/16″ |
| VM3335 | 33 1/4″ | 35″ | 24 15/16″ | 26 15/16″ |

| MODIFICATIONS |
|---|
| No modifications available for these products. |

**Species Availability**

| Cherry | Maple | Oak | Laminate | Painted |
|---|---|---|---|---|
| • | • | | Painted | • |

| | | | | | |
|---|---|---|---|---|---|
| **VWRM16274M** | 934 | 934 | 934 | 934 | 934 |

## VANITY WALL RECESSED MEDICINE with MIRROR

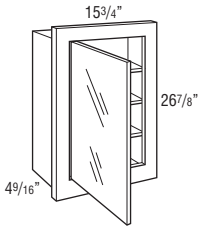


- Unit can be surface mounted or recessed.
- Door of cabinet is glass mirror, 12 5/8″ wide x 23 1/2″ high.
- Matching cabinet doors not available.
- Cabinet has wood frame.
- Finished exterior.
- Natural Maple laminate interior.

| Model | Cabinet Dimensions Width | Cabinet Dimensions Height | Cabinet Dimensions Depth | Cut-out Dimensions Width | Cut-out Dimensions Height | Cut-out Dimensions Depth |
|---|---|---|---|---|---|---|
| VWRM16274M | 15 3/4″ | 26 7/8″ | 4 9/16″ | 14 7/16″ | 25 5/8″ | 4″ |

**Custom Modifications**

| CBO | CCO | CD | CFNTO | CFRMO | DDE | FB | FP | FPEB | FTK | FTKV | MIP | RT | RTKBK | RTKL/R | VTK |
|---|---|---|---|---|---|---|---|---|---|---|---|---|---|---|---|
| • | • | | | • | | STD | | | | | • | | | | |

**Construction Upgrades**

| APC | PE |
|---|---|
| STD | |

**Door Options**

| CG | CM | MFO |
|---|---|---|
| | | |

**Non Soft-close Options**

| NSCFB | NSCH |
|---|---|
| | |

| | | | | | |
|---|---|---|---|---|---|
| **VWRM30274MTV** | 1123 | 1123 | 1123 | 1123 | 1123 |
| **VWRM36274MTV** | 1258 | 1258 | 1258 | 1258 | 1258 |

## VANITY WALL RECESSED MEDICINE with MIRROR TRI-VIEW




- Cabinet has wood frame.
- Door of cabinet is glass mirror.
- Unit can be surface mounted or recessed.
- Finished exterior.
- Natural Maple laminate interior.

| Model | Cabinet Dimensions Width | Cabinet Dimensions Height | Cabinet Dimensions Depth | Cut-out Dimensions Width | Cut-out Dimensions Height | Cut-out Dimensions Depth |
|---|---|---|---|---|---|---|
| VWRM30274MTV | 30″ | 26 7/8″ | 4 9/16″ | 28 11/16″ | 25 5/8″ | 4″ |
| VWRM36274MTV | 36″ | 26 7/8″ | 4 9/16″ | 34 11/16″ | 25 5/8″ | 4″ |

**Custom Modifications**

| CBO | CCO | CD | CFNTO | CFRMO | DDE | FB | FP | FPEB | FTK | FTKV | MIP | RT | RTKBK | RTKL/R | VTK |
|---|---|---|---|---|---|---|---|---|---|---|---|---|---|---|---|
| • | • | | | • | | STD | | | | | • | | | | |

**Construction Upgrades**

| APC | PE |
|---|---|
| STD | |

**Door Options**

| CG | CM | MFO |
|---|---|---|
| | | |

**Non Soft-close Options**

| NSCFB | NSCH |
|---|---|
| | |

# TABLE OF CONTENTS – FILLERS & PANELS


Fillers . . . . . 123
Box Column Fillers . . . . . 125
End Panel Skins . . . . . 126
Back Panels . . . . . 127
End Panels . . . . . 128
End Panel with Attached Filler . . . . . 129
Decorative Door Panel Kits . . . . . 131


When designing with full overlay door styles, apply overlay fillers onto fillers.

All 1/4″ thick panel material cannot be used in conjunction with cabinets with FPEB or DDEL/DDER modifications.

### SPECIES AVAILABILITY

Species Availability charts list the availability of each product code by species and any substitutions that are made. Additional exceptions within a section are noted below the species availability chart.

For panels with doors and/or fillers attached, species availability is shown for the panel and filler only.

For Species Availability, look for this chart throughout.

**Species Availability**

| Cherry | Maple | Oak | Laminate | Painted |
|---|---|---|---|---|
| • | • | • | Painted | • |

## FILLERS

| DESCRIPTION | MODEL | PRICE |
|---|---|---|
| **FILLER, 3″ WIDE and FILLER FULL HEIGHT, 3″ WIDE** (5 DAY) | **F330** | 73 |
| | **F333** | 75 |
| | **F336** | 78 |
| | **F339** | 81 |
| | **F342** | 84 |
| | **F348** | 90 |
| | **F351** | 93 |
| | **F354** | 96 |
| | **F357** | 99 |
| | **F360** | 102 |
| | **F384** | 158 |
| | **F387** | 164 |
| | **F390** | 170 |
| | **F393** | 177 |
| | **F396** | 183 |
| | **F396FH** | 192 |
| | **F3108FH† ♦** | 378 |
| | **F3120FH† ♦** | 438 |

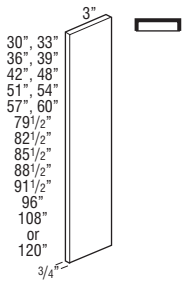


**F3**

- 3/4″ thick.
- Finished on front and all edges (backs are not finished).

†5 day Express Response not available.

**Species Availability**

| Cherry | Maple | Oak | Laminate | Painted |
|---|---|---|---|---|
| • | • | • | Painted | • |

♦ Not available in Cherry and Oak.

| DESCRIPTION | MODEL | PRICE |
|---|---|---|
| **FILLER CORNER** (5 DAY) | **FC330** | 133 |

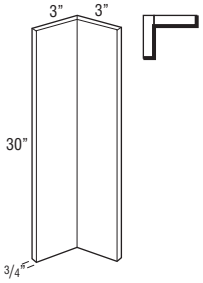


**CF3**

- 3/4″ thick.
- Finished on front and all edges (backs are not finished).

**Species Availability**

| Cherry | Maple | Oak | Laminate | Painted |
|---|---|---|---|---|
| • | • | • | Painted | • |

| DESCRIPTION | MODEL | PRICE |
|---|---|---|
| **FILLER, 6" WIDE and FILLER FULL HEIGHT, 6" WIDE** (5 DAY) | **F630** | 115 |
| | **F633** | 120 |
| | **F636** | 124 |
| | **F639** | 129 |
| | **F642** | 134 |
| | **F684** | 274 |
| | **F687** | 285 |
| | **F690** | 296 |
| | **F693** | 307 |
| | **F696** | 318 |
| | **F696FH** | 334 |
| | **F6108FH† ♦** | 644 |
| | **F6120FH† ♦** | 747 |

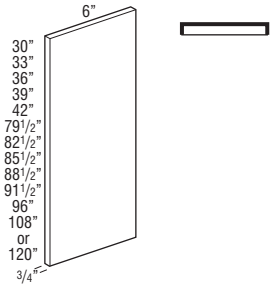


**F6**

- 3/4″ thick.
- Finished on front and all edges (backs are not finished).

†5 day Express Response not available.

**Species Availability**

| Cherry | Maple | Oak | Laminate | Painted |
|---|---|---|---|---|
| • | • | • | Painted | • |

♦ Not available in Cherry and Oak.

| DESCRIPTION | MODEL | PRICE |
|---|---|---|
| **WALL, BASE, and TALL OVERLAY FILLER, 2 1/2″ WIDE** | **WOL312** | 69 |
| | **WOL315** | 72 |
| | **WOL318** | 74 |
| | **WOL321** | 77 |
| | **WOL324** | 80 |
| | **WOL327** | 83 |
| | **WOL330** | 85 |
| | **BOL330** | 85 |
| | **WOL333** | 88 |
| | **WOL336** | 91 |
| | **WOL339** | 94 |
| | **WOL342** | 96 |
| | **TOL384** | 194 |
| | **TOL387** | 202 |
| | **TOL390** | 209 |
| | **TOL393** | 217 |
| | **TOL396** | 225 |

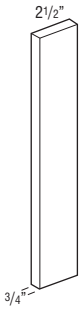


| Model | Partial Overlay Height | Full Overlay Height |
|---|---|---|
| WOL312 | | 11 1/2″ |
| WOL315 | | 14 1/2″ |
| WOL318 | | 17 1/2″ |
| WOL321 | | 20 1/2″ |
| WOL324 | | 23 1/2″ |
| WOL327 | | 26 1/2″ |
| WOL330 | 28″ | 29 1/2″ |
| BOL330 | 28″ | 29 1/2″ |
| WOL333 | 31″ | 32 1/2″ |
| WOL336 | 34″ | 35 1/2″ |
| WOL339 | 37″ | 38 1/2″ |
| WOL342 | 40″ | 41 1/2″ |
| TOL384 | | 79″ |
| TOL387 | | 82″ |
| TOL390 | | 85″ |
| TOL393 | | 88″ |
| TOL396 | | 91″ |

- 2 1/2″ wide overlay fillers can be applied to Wall Message Centers to create custom finished look.
- Finished on front and all edges (backs are not finished).
- All overlays will match the door style outside profile and thickness unless a noted exception is listed in the Door Style section. Certain door style overlays will be painted hardwood. See Door Style section for exceptions.
- See OLMFO _ _ _ for use with Modified Full Overlay modification.

**Species Availability**

| Cherry | Maple | Oak | Laminate | Painted |
|---|---|---|---|---|
| • | • | • | • | • |

| DESCRIPTION | MODEL | PRICE |
|---|---|---|
| **OVERLAY FILLER MODIFIED FULL OVERLAY, 2 1/2″ WIDE** | **OLMFO312** | 68 |
| | **OLMFO315** | 71 |
| | **OLMFO318** | 74 |
| | **OLMFO321** | 76 |
| | **OLMFO324** | 79 |
| | **OLMFO327** | 82 |
| | **OLMFO330** | 85 |
| | **OLMFO333** | 87 |
| | **OLMFO336** | 90 |
| | **OLMFO339** | 93 |
| | **OLMFO342** | 96 |
| | **OLMFO384** | 192 |
| | **OLMFO387** | 200 |
| | **OLMFO390** | 207 |
| | **OLMFO393** | 215 |
| | **OLMFO396** | 223 |

| Model | Modified Full Overlay Height |
|---|---|
| OLMFO312 | 10 3/4″ |
| OLMFO315 | 13 3/4″ |
| OLMFO318 | 16 3/4″ |
| OLMFO321 | 19 3/4″ |
| OLMFO324 | 22 3/4″ |
| OLMFO327 | 25 3/4″ |
| OLMFO330 | 28 3/4″ |
| OLMFO333 | 31 3/4″ |
| OLMFO336 | 34 3/4″ |
| OLMFO339 | 37 3/4″ |
| OLMFO342 | 40 3/4″ |
| OLMFO384 | 78 1/4″ |
| OLMFO387 | 81 1/4″ |
| OLMFO390 | 84 1/4″ |
| OLMFO393 | 87 1/4″ |
| OLMFO396 | 90 1/4″ |

- Available in full overlay door styles. Height will align with wall and tall doors specified with Modified Full Overlay modification. See page 4 for MFO details.
- 2 1/2″ wide overlay fillers can be applied to Wall Message Centers to create custom finished look.
- Finished on front and all edges (backs are not finished).
- All overlays will match the door style outside profile and thickness unless a noted exception is listed in the Door Style section. Certain door style overlays will be painted hardwood. See Door Style section for exceptions.

**Door Options**

| MFO |
|---|
| STD |

**Species Availability**

| Cherry | Maple | Oak | Laminate | Painted |
|---|---|---|---|---|
| • | • | • | • | • |

| DESCRIPTION | MODEL | PRICE |
|---|---|---|
| **WALL, BASE, and TALL OVERLAY FILLER, 5 1/2″ WIDE** (5 DAY, NEW) | **WOL630** | 144 |
| | **BOL630** | 144 |
| | **WOL633** | 149 |
| | **WOL636** | 154 |
| | **WOL639** | 158 |
| | **WOL642** | 163 |
| | **TOL684** | 320 |
| | **TOL687** | 333 |
| | **TOL690** | 346 |
| | **TOL693** | 359 |
| | **TOL696** | 371 |

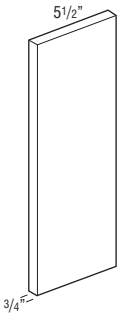


| Model | Partial Overlay Height | Full Overlay Height |
|---|---|---|
| WOL630 | 28″ | 29 1/2″ |
| BOL630 | 28″ | 29 1/2″ |
| WOL633 | 31″ | 32 1/2″ |
| WOL636 | 34″ | 35 1/2″ |
| WOL639 | 37″ | 38 1/2″ |
| WOL642 | 40″ | 41 1/2″ |
| TOL684 | | 79″ |
| TOL687 | | 82″ |
| TOL690 | | 85″ |
| TOL693 | | 88″ |
| TOL696 | | 91″ |

- Finished on front and all edges (backs are not finished).
- All overlays will match the door style outside profile and thickness unless a noted exception is listed in the Door Style section. Certain door style overlays will be painted hardwood. See Door Style section for exceptions.
- See OLMFO _ _ _ for use with Modified Full Overlay modification.

**Species Availability**

| Cherry | Maple | Oak | Laminate | Painted |
|---|---|---|---|---|
| • | • | • | • | • |

| DESCRIPTION | MODEL | PRICE |
|---|---|---|
| **OVERLAY FILLER MODIFIED FULL OVERLAY, 5 1/2" WIDE** (5 DAY) | **OLMFO630** | 143 |
| | **OLMFO633** | 148 |
| | **OLMFO636** | 152 |
| | **OLMFO639** | 157 |
| | **OLMFO642** | 162 |
| | **OLMFO684** | 317 |
| | **OLMFO687** | 330 |
| | **OLMFO690** | 343 |
| | **OLMFO693** | 355 |
| | **OLMFO696** | 368 |

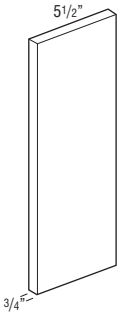


| Model | Modified Full Overlay Height |
|---|---|
| OLMFO630 | 28 3/4″ |
| OLMFO633 | 31 3/4″ |
| OLMFO636 | 34 3/4″ |
| OLMFO639 | 37 3/4″ |
| OLMFO642 | 40 3/4″ |
| OLMFO684 | 78 1/4″ |
| OLMFO687 | 81 1/4″ |
| OLMFO690 | 84 1/4″ |
| OLMFO693 | 87 1/4″ |
| OLMFO696 | 90 1/4″ |

- Available in full overlay door styles. Height will align with wall and tall doors specified with Modified Full Overlay modification. See page 4 for MFO details.
- Finished on front and all edges (backs are not finished).
- All overlays will match the door style outside profile and thickness unless a noted exception is listed in the Door Style section. Certain door style overlays will be painted hardwood. See Door Style section for exceptions.

**Door Options**

| MFO |
|---|
| STD |

**Species Availability**

| Cherry | Maple | Oak | Laminate | Painted |
|---|---|---|---|---|
| • | • | • | • | • |

| DESCRIPTION | MODEL | PRICE |
|---|---|---|
| **ANGLED FLUTED/PLAIN REVERSABLE FILLERS, 3″ WIDE** (5 DAY) | **FAR330** | 248 |
| | 3″ x 30″ | |
| | **FAR334.5** | 263 |
| | 3″ x 34 1/2″ | |

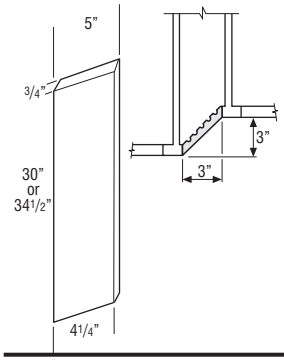


**Species Availability**

| Cherry | Maple | Oak | Laminate | Painted |
|---|---|---|---|---|
| • | • | • | Painted | • |

| DESCRIPTION | MODEL | PRICE |
|---|---|---|
| **WALL BOX COLUMN FILLER, 3″ WIDE, 15″ DEEP** | **WBCF33015** | 572 |
| | **WBCF33315** | 590 |
| | **WBCF33615** | 609 |
| | **WBCF33915** | 627 |
| | **WBCF34215** | 645 |

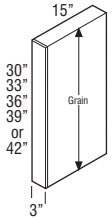


- Reversible, may be used on either left or right end.
- Front and both sides finished.
- Enclosed top and bottom (not finished).
- 1/2″ plywood construction.
- Flush finished veneer end panel exterior.
- Not intended for use horizontally as shelving. Use Floating Shelves on page 144.

**Custom Modifications**

| CD |
|---|
| • |

**Species Availability**

| Cherry | Maple | Oak | Laminate | Painted |
|---|---|---|---|---|
| • | • | • | Painted | • |

| DESCRIPTION | MODEL | PRICE |
|---|---|---|
| **BASE BOX COLUMN FILLER, 3″ WIDE, 27″ DEEP** | **BBCF327** | 1145 |

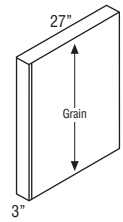


- Reversible, may be used on either left or right end.
- Front and both sides finished.
- Enclosed top and bottom (not finished).
- 1/2″ plywood construction.
- Flush finished veneer end panel exterior.
- Not intended for use horizontally as shelving. Use Floating Shelves on page 144.

**Custom Modifications**

| CD |
|---|
| • |

**Species Availability**

| Cherry | Maple | Oak | Laminate | Painted |
|---|---|---|---|---|
| • | • | • | Painted | • |

| DESCRIPTION | MODEL | PRICE |
|---|---|---|
| **TALL BOX COLUMN FILLER, 3″ WIDE, 15″ or 27″ DEEP** | | |
| | **TBCF38415** (15″ Deep) | 1473 |
| | **TBCF38715 (**15″ Deep) | 1530 |
| | **TBCF39015** (15″ Deep) | 1588 |
| | **TBCF39315** (15″ Deep) | 1646 |
| | **TBCF39615** (15″ Deep) | 1704 |
| | **TBCF38427** (27″ Deep) | 2260 |
| | **TBCF38727** (27″ Deep) | 2348 |
| | **TBCF39027** (27″ Deep) | 2437 |
| | **TBCF39327** (27″ Deep) | 2526 |
| | **TBCF39627** (27″ Deep) | 2614 |

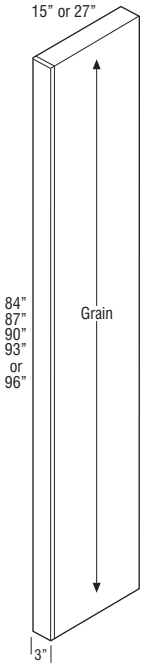


- Reversible, may be used on either left or right end.
- Front and both sides finished.
- Enclosed top and bottom (not finished).
- 1/2″ plywood construction.
- Flush finished veneer end panel exterior.
- Not intended for use horizontally as shelving. Use Floating Shelves on page 144.

**Custom Modifications**

| CD |
|---|
| •[1] |

[1] Not available on 27″ deep.

**Species Availability**

| Cherry | Maple | Oak | Laminate | Painted |
|---|---|---|---|---|
| • | • | • | Painted | • |

## PANELS & SKINS

| DESCRIPTION | MODEL | PRICE |
|---|---|---|
| **WALL END SKIN, WOOD or LAMINATE WHITE** | 1/4″ Finished | |
| | **WES30WD** | 115 |
| | **WES33WD** | 120 |
| | **WES36WD** | 124 |
| | **WES39WD** | 129 |
| | **WES42WD** | 134 |
| | 1/4″ Laminate | |
| | **WES30LW ♦** | 81 |
| | **WES33LW ♦** | 85 |
| | **WES36LW ♦** | 90 |
| | **WES39LW ♦** | 94 |
| | **WES42LW ♦** | 99 |

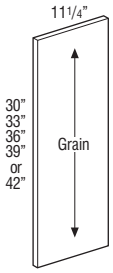


- WES_ _WD in Stains: 1/4″ thick veneered furniture board.
- WES_ _WD in Paints: 1/4″ thick veneered or solid furniture board.
- WES _ _LW: 1/4″ thick laminated furniture board.

**Custom Modifications**

| CD |
|---|
| • |

**Species Availability**

| Cherry | Maple | Oak | Laminate | Painted |
|---|---|---|---|---|
| • | • | • | Painted | • |

♦ Only available in White laminate.

| DESCRIPTION | MODEL | PRICE |
|---|---|---|
| **BASE END SKIN, WOOD or LAMINATE WHITE** | 1/4″ Finished | |
| | **BESWD** | 186 |
| | 1/4″ Laminate | |
| | **BESLW ♦** | 130 |

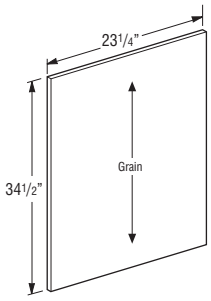


- BESWD in Stains: 1/4″ thick veneered furniture board.
- BESWD in Paints: 1/4″ thick veneered or solid furniture board.
- BESLW: 1/4″ thick laminated furniture board.

**Custom Modifications**

| CD |
|---|
| • |

**Species Availability**

| Cherry | Maple | Oak | Laminate | Painted |
|---|---|---|---|---|
| • | • | • | Painted | • |

♦ Only available in White laminate.

| DESCRIPTION | MODEL | PRICE |
|---|---|---|
| **TALL WALL END SKIN or TALL END SKIN, WOOD or LAMINATE WHITE** | 1/4″ Finished | |
| | **TWES48WD** | 239 |
| | **TWES84WD†** | 354 |
| | **TWES96WD†** | 392 |
| | 1/4″ Laminate | |
| | **TWES48LW ♦** | 167 |
| | **TWES84LW† ♦** | 282 |
| | **TWES96LW† ♦** | 320 |
| | 1/4″ Finished | |
| | **TES84WD†** | 407 |
| | **TES96WD†** | 472 |
| | **TES108WD†** | 986 |
| | **TES120WD†** | 1059 |
| | 1/4″ Laminate | |
| | **TES84LW† ♦** | 285 |
| | **TES96LW† ♦** | 350 |

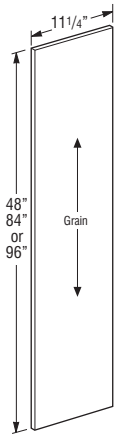


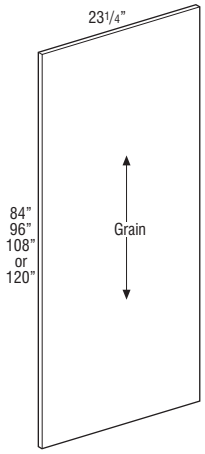


- TWES_ _WD and TES_ _WD in Stains: 1/4″ thick veneered furniture board.
- TWES_ _WD and TES_ _WD in Paints: 1/4″ thick veneered or solid furniture board.
- TWES_ _LW and TES_ _LW:: 1/4″ thick laminated furniture board.
- TES108WD and TES120WD only available in maple, painted hardwood, and laminate.

†5 day Express Response not available.

**Custom Modifications**

| CD |
|---|
| • |

**Species Availability**

| Cherry | Maple | Oak | Laminate | Painted |
|---|---|---|---|---|
| • | • | • | Painted | • |

♦ Only available in White laminate.

| DESCRIPTION | MODEL | PRICE |
|---|---|---|
| **PANEL, WOOD, LAMINATE WHITE or LAMINATE, 1/4″** | 1/4″ Finished | |
| | **PNL.25-4830WD** | 237 |
| | **PNL.25-4834.5WD** | 248 |
| | 1/4″ Laminate | |
| | **PNL.25-4830LW ♦** | 181 |
| | **PNL.25-4834.5LM ♦** | 192 |
| | 1/4″ Finished | |
| | **PNL.25-4896WD** | 401 |
| | 1/4″ Laminate | |
| | **PNL.25-4896LM ♦** | 345 |

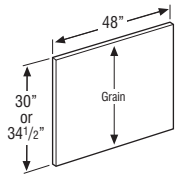


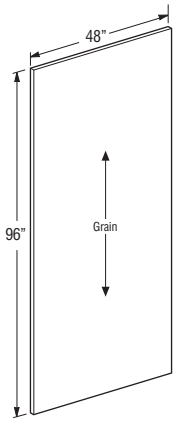


- PNL_WD in Stains is 1/4″ thick veneered furniture board.
- PNL_WD in Paints is 1/4″ thick veneered or solid furniture board.
- PNL_LM is 1/4″ thick laminated furniture board.

**Custom Modifications**

| CD |
|---|
| |

**Species Availability**

| Cherry | Maple | Oak | Laminate | Painted |
|---|---|---|---|---|
| • | • | • | Painted | • |

♦ Only available in White laminate.

| DESCRIPTION | MODEL | PRICE |
|---|---|---|
| **PANEL, LAMINATE NATURAL** | 1/4″ Natural Maple Laminate | |
| | **PNL4896LMN** | 345 |

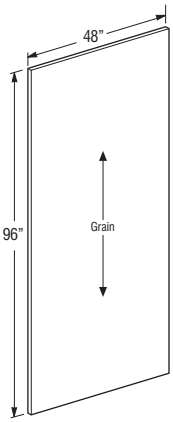


- 1/4″ thick furniture board with Natural Maple laminate to match standard cabinet interior.

**Custom Modifications**

| CD |
|---|
| |

**Species Availability**

| Cherry | Maple | Oak | Laminate | Painted |
|---|---|---|---|---|
| • | • | • | Painted | • |

| DESCRIPTION | MODEL | PRICE |
|---|---|---|
| **PANEL, WOOD, 1/4″** | **PNL.25-9634.5WD** | 894 |
| | **PNL.25-9648WD** | 1055 |

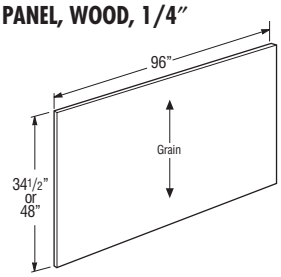


- Stains: 1/4″ thick veneered furniture board.
- Paints: 1/4″ thick veneered or solid furniture board.
- When ordered in Paint finishes, panels will use vertical grain as grain will not be visible.

**Custom Modifications**

| CD |
|---|
| |

**Species Availability**

| Cherry | Maple | Oak | Laminate | Painted |
|---|---|---|---|---|
| • | • | • | Painted | • |

| DESCRIPTION | MODEL | PRICE |
|---|---|---|
| **PANEL, BEADBOARD, 1/4″** | **PNL.25-4834.5BB** | 555 |
| | **PNL.25-4896BB** | 1011 |

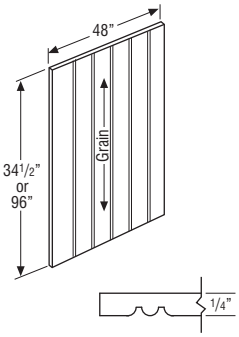


- 1/4″ thick veneered panel with an MDF core.
- V-groove on 3″ centers.
- Penned glaze not available.

**Custom Modifications**

| CD |
|---|
| |

**Species Availability**

| Cherry | Maple | Oak | Laminate | Painted |
|---|---|---|---|---|
| • | • | • | Painted | • |

| DESCRIPTION | MODEL | PRICE |
|---|---|---|
| **WALL END PANEL, WOOD** | 3/4″ Finished | |
| | **WEP30WD** | 189 |

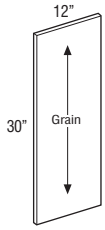


- Stains: 3/4″ thick veneered furniture board.
- Paints: 3/4″ thick veneered or solid furniture board.
- Panels are finished on two sides and front edge.

**Custom Modifications**

| APC | CD |
|---|---|
| • | • |

**Species Availability**

| Cherry | Maple | Oak | Laminate | Painted |
|---|---|---|---|---|
| • | • | • | Painted | • |

| DESCRIPTION | MODEL | PRICE |
|---|---|---|
| **BASE END PANEL, WOOD, 24″ DEEP** | 3/4″ Finished | |
| | **BEPWD** | 305 |

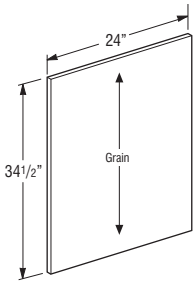


- Stains: 3/4″ thick veneered furniture board.
- Paints: 3/4″ thick veneered or solid furniture board.
- Panels are finished on two sides and front edge.

**Custom Modifications**

| APC | CD |
|---|---|
| • | • |

**Species Availability**

| Cherry | Maple | Oak | Laminate | Painted |
|---|---|---|---|---|
| • | • | • | Painted | • |

| DESCRIPTION | MODEL | PRICE |
|---|---|---|
| **BASE END PANEL POLE LAZY SUSAN, WOOD or LAMINATE** | 1/2″ Finished | |
| | **BEPPLSWD** | 302 |
| | 1/2″ Laminate | |
| | **BEPPLSLM** | 211 |

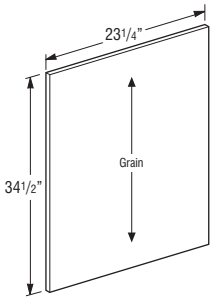


- BEPPLSWD: 1/2″ thick veneered plywood.
- BEPPLSLM: 1/2″ thick laminated furniture board.
- All panels are finished one side and have Natural Maple laminate on the other side.

**Custom Modifications**

| CD |
|---|
| • |

**Species Availability**

| Cherry | Maple | Oak | Laminate | Painted |
|---|---|---|---|---|
| • | • | • | Painted | • |

| DESCRIPTION | MODEL | PRICE |
|---|---|---|
| **TALL WALL END PANEL or TALL END PANEL, WOOD** | 3/4″ Finished | |
| | **TWEP48WD** | 340 |
| | **TWEP96WD** | 558 |
| | **TEP84WD** | 664 |
| | **TEP87WD** | 691 |
| | **TEP90WD** | 717 |
| | **TEP93WD** | 744 |
| | **TEP96WD** | 771 |

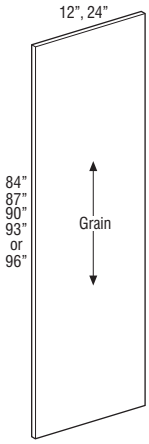


- Stains: 3/4″ thick veneered furniture board.
- Paints: 3/4″ thick veneered or solid furniture board.
- Panels are finished on two sides and front edge.

**Custom Modifications**

| APC | CD |
|---|---|
| • | • |

**Species Availability**

| Cherry | Maple | Oak | Laminate | Painted |
|---|---|---|---|---|
| • | • | • | Painted | • |

| DESCRIPTION | MODEL | PRICE |
|---|---|---|
| **TALL END PANEL, WOOD, 30″ DEEP** | **TEP8430WD** | 863 |
| | **TEP9630WD** | 1001 |

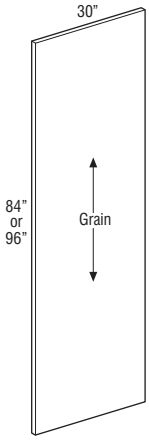


- Stains: 3/4″ thick veneered furniture board.
- Paints: 3/4″ thick veneered or solid furniture board.
- Panels are finished on two sides and front edge.

**Custom Modifications**

| APC | CD |
|---|---|
| • | |

**Species Availability**

| Cherry | Maple | Oak | Laminate | Painted |
|---|---|---|---|---|
| • | • | • | Painted | • |

| DESCRIPTION | MODEL | PRICE |
|---|---|---|
| **TALL WALL END PANEL or TALL END PANEL, WOOD** | 3/4″ Finished | |
| | **TWEP108WD** | 769 |
| | **TEP108WD** | 1505 |
| | **TWEP120WD** | 826 |
| | **TEP120WD** | 1617 |

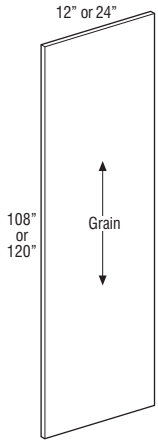


- 3/4″ thick veneered plywood.
- Panels are finished on two sides and front edge.

**Custom Modifications**

| APC | CD | MIP |
|---|---|---|
| | • | STD |

**Species Availability**

| Cherry | Maple | Oak | Laminate | Painted |
|---|---|---|---|---|
| | • | | Painted | • |

| DESCRIPTION | MODEL | PRICE |
|---|---|---|
| **BASE or TALL END PANEL with ATTACHED FILLER, WOOD or LAMINATE** | 1/2″ Finished | |
| | **BEPF1.5WD** | 383 |
| | **BEPF3WD** | 390 |
| | 1/2″ Laminate | |
| | **BEPF1.5LM** | 268 |
| | **BEPF3LM** | 276 |
| | 1/2″ Finished | |
| | **TEPF1.584WD** | 782 |
| | **TEPF384WD** | 798 |
| | **TEPF1.587WD** | 813 |
| | **TEPF387WD** | 829 |
| | **TEPF1.590WD** | 844 |
| | **TEPF390WD** | 860 |
| | **TEPF1.593WD** | 876 |
| | **TEPF393WD** | 891 |
| | **TEPF1.596WD** | 907 |
| | **TEPF396WD** | 923 |
| | 1/2″ Laminate | |
| | **TEPF1.584LM** | 547 |
| | **TEPF384LM** | 563 |
| | **TEPF1.587LM** | 579 |
| | **TEPF387LM** | 594 |
| | **TEPF1.590LM** | 610 |
| | **TEPF390LM** | 626 |
| | **TEPF1.593LM** | 641 |
| | **TEPF393LM** | 657 |
| | **TEPF1.596LM** | 672 |
| | **TEPF396LM** | 688 |

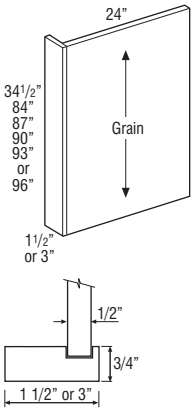


- BEPF_WD and TEPF_ _ _WD in Stains: 1/2″ thick veneered plywood.
- BEPF_WD and TEPF_ _ _WD in Paints: 1/2″ thick veneered or solid plywood.
- BEPF_LAM and TEPF_ _ _LM is 1/2″ thick laminated furniture board.
- All panels have Natural Maple laminate interior

**Custom Modifications**

| APC | CD | MIP |
|---|---|---|
| STD[1] | • | •[2] |

[1] Standard on WD SKUs. Not available on LAM SKUs.
[2] Only available on WD SKUs.

**Species Availability**

| Cherry | Maple | Oak | Laminate | Painted |
|---|---|---|---|---|
| • | • | • | Painted | • |

| DESCRIPTION | MODEL | PRICE |
|---|---|---|
| **TALL END PANEL with ATTACHED FILLER, WOOD** | **TEPF1.5108WD** | 1775 |
| | **TEPF3108WD** | 1808 |
| | **TEPF1.5120WD** | 1907 |
| | **TEPF3120WD** | 1940 |

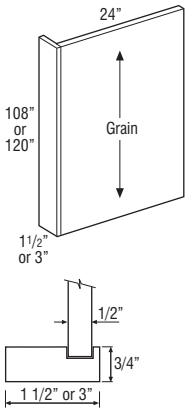


- 1/2″ thick veneered plywood.
- All panels have Natural Maple laminate interior.

**Custom Modifications**

| APC | CD | MIP |
|---|---|---|
| STD | • | |

**Species Availability**

| Cherry | Maple | Oak | Laminate | Painted |
|---|---|---|---|---|
| | • | | Painted | • |

| DESCRIPTION | MODEL | PRICE |
|---|---|---|
| **BASE or TALL PANEL with ATTACHED FILLER, FURNITURE ENDS** | **BEPF1.5FPE** | 528 |
| | **BEPF3FPE** | 535 |
| | **TEPF1.584FPE** | 1031 |
| | **TEPF384FPE** | 1047 |
| | **TEPF1.587FPE** | 1062 |
| | **TEPF387FPE** | 1078 |
| | **TEPF1.590FPE** | 1093 |
| | **TEPF390FPE** | 1109 |
| | **TEPF1.593FPE** | 1125 |
| | **TEPF393FPE** | 1140 |
| | **TEPF1.596FPE** | 1156 |
| | **TEPF396FPE** | 1172 |

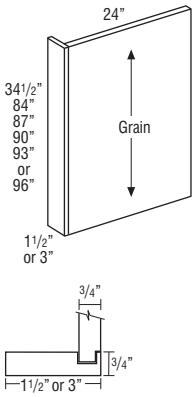


- 3/4″ thick veneered plywood.
- All panels have Natural Maple laminate interior.

**Custom Modifications**

| APC | CD | FPEB | MIP |
|---|---|---|---|
| | • | STD | • |

**Species Availability**

| Cherry | Maple | Oak | Laminate | Painted |
|---|---|---|---|---|
| • | • | • | Painted | • |

| DESCRIPTION | MODEL | PRICE |
|---|---|---|
| **TALL PANEL with ATTACHED FILLER, FURNITURE ENDS** | **TEPF1.5108FPE** | 2024 |
| | **TEPF3108FPE** | 2057 |
| | **TEPF1.5120FPE** | 2156 |
| | **TEPF3120FPE** | 2189 |

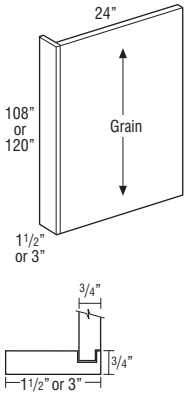


- 3/4″ thick veneered plywood.

**Custom Modifications**

| APC | CD | FPEB | MIP |
|---|---|---|---|
| | • | STD | STD |

**Species Availability**

| Cherry | Maple | Oak | Laminate | Painted |
|---|---|---|---|---|
| | • | | Painted | • |

| DESCRIPTION | MODEL | PRICE |
|---|---|---|
| **DESK or VANITY DESK LEG, WOOD** | **DDL29WD** | 295 |
| | **VDL32WD** | 307 |

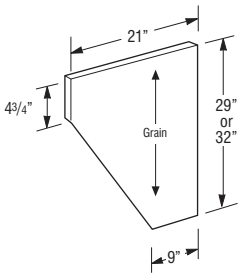


- All panels are finished 2 sides and front edge.
- Stains: 3/4″ thick veneered furniture board.
- Paints: 3/4″ thick veneered or solid furniture board.

**Custom Modifications**

| CD |
|---|
| |

**Species Availability**

| Cherry | Maple | Oak | Laminate | Painted |
|---|---|---|---|---|
| • | • | • | Painted | • |

## WALL END SKIN with SINGLE DECORATIVE DOOR

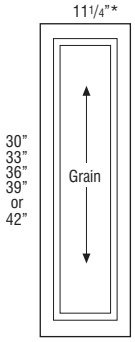


| Price Column | 1 | 2 | 3 | 4 | 5 |
|---|---|---|---|---|---|
| **WESDD30** | 450 | 472 | 496 | 531 | 584 |
| **WESDD33** | 472 | 495 | 520 | 557 | 612 |
| **WESDD36** | 494 | 518 | 544 | 582 | 640 |
| **WESDD39** | 515 | 541 | 568 | 608 | 669 |
| **WESDD42** | 537 | 564 | 592 | 634 | 697 |

- Door panel kits include Wall End Skin, unattached door, and attachment screws. Field installation required.
- Custom door sizes not available.

*Width shown in each image is panel width. For Full Overlay doors, total door width is 1/2″ greater than panel width. When installed on the side of a cabinet as intended, the Full Overlay door will extend over the cabinet face frame edge. Partial Overlay doors have a 1″ reveal, so they would not overlap the frame.

**Custom Modifications**

| CD |
|---|
| |

**Door Options**

| MFO |
|---|
| • |

## BASE END SKIN with SINGLE DECORATIVE DOOR

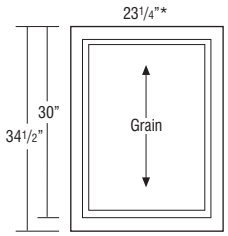


| | | | | | |
|---|---|---|---|---|---|
| **BESDD** | 726 | 762 | 800 | 856 | 942 |

- Door panel kits include Base End Skin, unattached door, and attachment screws. Field installation required.
- Custom door sizes not available.

*Width shown in each image is panel width. For Full Overlay doors, total door width is 1/2″ greater than panel width. When installed on the side of a cabinet as intended, the Full Overlay door will extend over the cabinet face frame edge. Partial Overlay doors have a 1″ reveal, so they would not overlap the frame.

**Custom Modifications**

| CD |
|---|
| |

## TALL END SKIN with SINGLE DECORATIVE DOOR

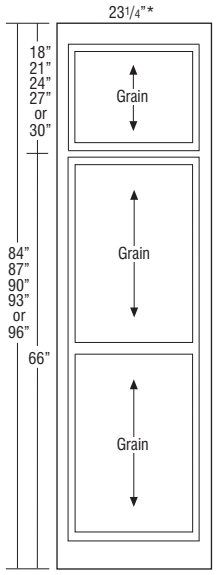


| | | | | | |
|---|---|---|---|---|---|
| **TESDD84** | 1542 | 1619 | 1700 | 1819 | 2001 |
| **TESDD87** | 1635 | 1717 | 1802 | 1929 | 2121 |
| **TESDD90** | 1727 | 1814 | 1904 | 2038 | 2241 |
| **TESDD93** | 1820 | 1911 | 2006 | 2147 | 2362 |
| **TESDD96** | 1912 | 2008 | 2109 | 2256 | 2482 |

- Door panel kits include Tall End Skin, unattached door, and attachment screws. Field installation required.
- Custom door sizes not available.
- Tall mitered door styles and laminate door styles will feature one center panel, other styles will feature two center panels.

*Width shown in each image is panel width. For Full Overlay doors, total door width is 1/2″ greater than panel width. When installed on the side of a cabinet as intended, the Full Overlay door will extend over the cabinet face frame edge. Partial Overlay doors have a 1″ reveal, so they would not overlap the frame.

**Custom Modifications**

| CD |
|---|
| |

**Door Options**

| MFO |
|---|
| • |

# TABLE OF CONTENTS – MOULDINGS


Moulding Stack Kits . . . . . 132
Crown Mouldings . . . . . 135
Starter Mouldings . . . . . 137
Accent Mouldings . . . . . 137
Toe Mouldings . . . . . 138
Light Rails . . . . . 138
Corner Mouldings . . . . . 139
Valances . . . . . 140


**DESCRIPTION** **MODEL** **PRICE**

## MOULDING STACK KITS

- Moulding stacks do not ship assembled; field assembly is required. Assembly instructions can be viewed in Design Live spec pages and will also ship with moulding kits.
- When ordered as a kit, only one finish can be specified. To order with more than one finish, moulding pieces must be ordered separately.
- Moulding stacks include Assembly Instructions. Cleats and finish nails not included.
- How to place a stack moulding in Design Live:
  → Moulding
  → Top Mouldings or Bottom Mouldings
  → Stacked Mouldings
  → Drag and drop desired moulding stack onto wall cabinets
- Mouldings specified as 8′ nominal length have a usable length range of 93″ up to 99″. Be sure to order the correct amount of moulding length to work around required cuts with minimal butt joints.

### MOULDING STACK 1

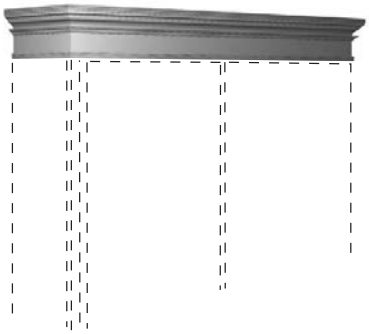

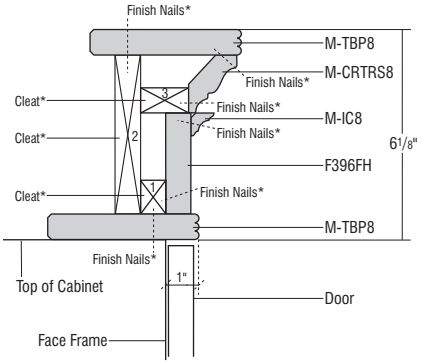


**M-ST1** 1275

- Not recommended for use when taking application to the ceiling.

**Species Availability**

| | Cherry | Maple | Oak | Laminate | Painted |
|---|---|---|---|---|---|
| M-TBP8 | • | • | • | Painted | • |
| M-CRTRS8 | • | • | • | Painted | • |
| M-IC8 | • | • | • | Painted | • |
| F396FH | • | • | • | Painted | • |

*Cleats and finish nails not included.

### MOULDING STACK 6

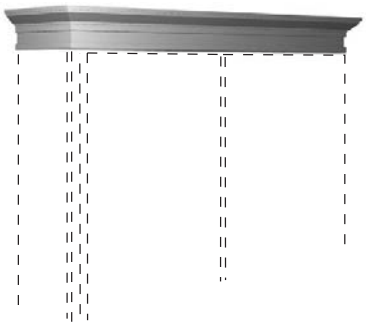

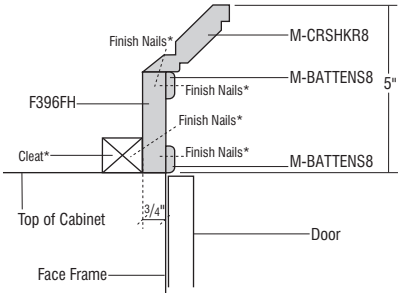


**M-ST6** 607

- Not recommended for use when taking application to the ceiling.

**Species Availability**

| | Cherry | Maple | Oak | Laminate | Painted |
|---|---|---|---|---|---|
| M-CRSHKR8 | • | • | • | Painted | • |
| M-BATTENS8 | • | • | • | Painted | • |
| F396FH | • | • | • | Painted | • |

*Cleats and finish nails not included.

## MOULDING STACK 11

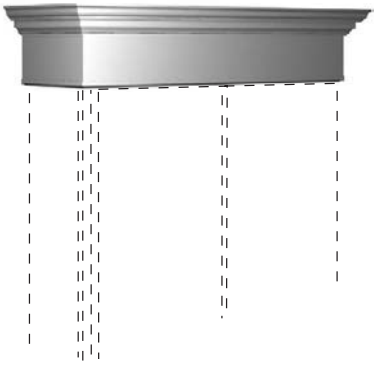

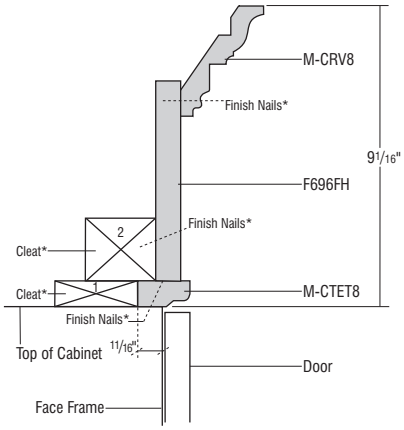


**M-ST11** 837

**Species Availability**

| | Cherry | Maple | Oak | Laminate | Painted |
|---|---|---|---|---|---|
| M-CRV8 | • | • | • | Painted | • |
| F696FH | • | • | • | Painted | • |
| M-CTET8 | • | • | • | Painted | • |

*Cleats and finish nails not included.

## MOULDING STACK 13

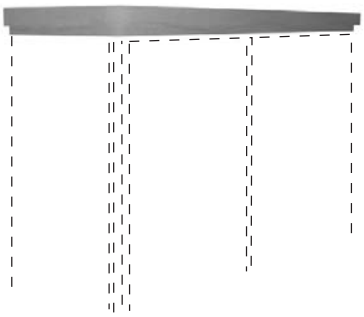

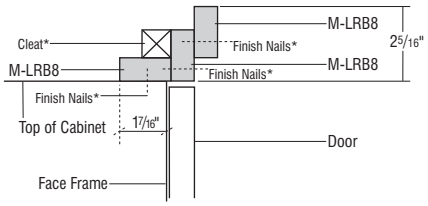


**M-ST13** 465

**Species Availability**

| | Cherry | Maple | Oak | Laminate | Painted |
|---|---|---|---|---|---|
| M-LRBB | • | • | • | Painted | • |

*Cleats and finish nails not included.

## MOULDING STACK 14

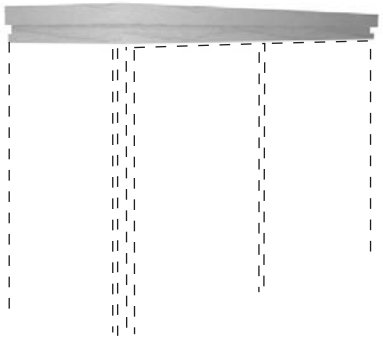

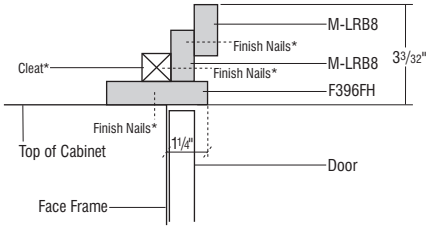


**M-ST14** 502

**Species Availability**

| | Cherry | Maple | Oak | Laminate | Painted |
|---|---|---|---|---|---|
| M-LRB8 | • | • | • | Painted | • |
| F396FH | • | • | • | Painted | • |

*Cleats and finish nails not included.

## MOULDING STACK 20

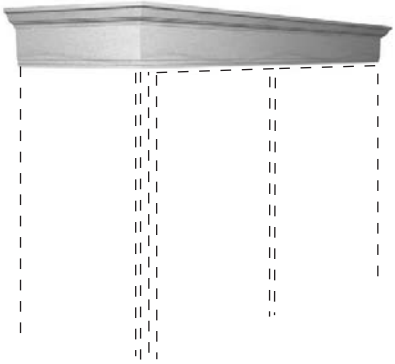

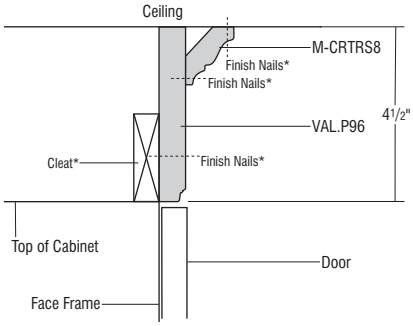


**M-ST20** 449

**Species Availability**

| | Cherry | Maple | Oak | Laminate | Painted |
|---|---|---|---|---|---|
| M-CRTRS8 | • | • | • | Painted | • |
| VAL.P96 | • | • | • | Painted | • |

*Cleats and finish nails not included.

## MOULDING STACK 21

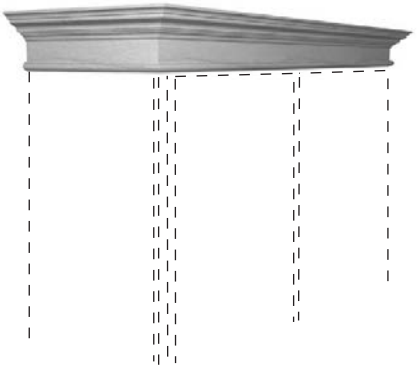

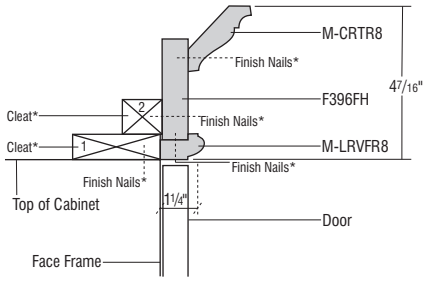


**M-ST21** 670

**Species Availability**

| | Cherry | Maple | Oak | Laminate | Painted |
|---|---|---|---|---|---|
| M-CRTR8 | • | • | • | Painted | • |
| F396FH | • | • | • | Painted | • |
| M-LRVFR8 | • | • | • | Painted | • |

*Cleats and finish nails not included.

## MOULDING STACK 22

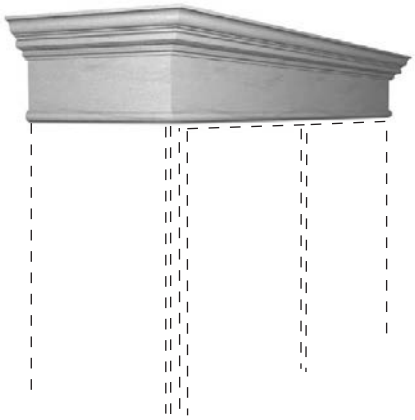

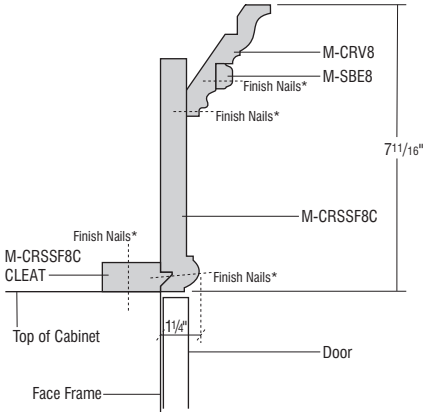


**M-ST22** 1113

**Species Availability**

| | Cherry | Maple | Oak | Laminate | Painted |
|---|---|---|---|---|---|
| M-CRV8 | • | • | • | Painted | • |
| M-SBE8 | • | • | • | Painted | • |
| M-CRSSF8C | • | • | • | Painted | • |

*Cleats and finish nails not included.

## MOULDING STACK 24

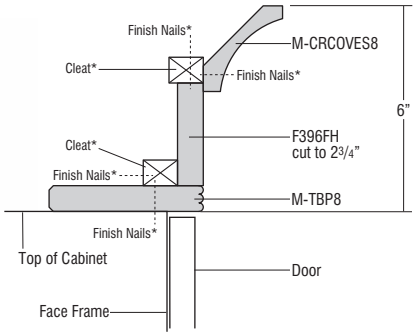


**M-ST24** 981

- Not recommended for use when taking application to the ceiling.

**Species Availability**

| | Cherry | Maple | Oak | Laminate | Painted |
|---|---|---|---|---|---|
| M-CRCOVES8 | • | • | • | Painted | • |
| F396FH | • | • | • | Painted | • |
| M-TBP8 | • | • | • | Painted | • |

*Cleats and finish nails not included.

## MOULDING STACK 25

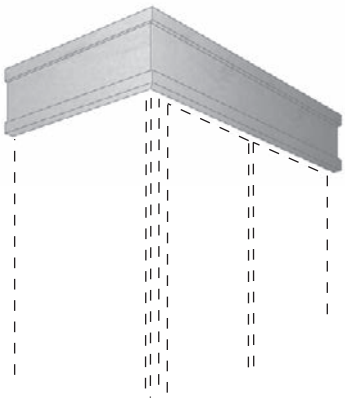

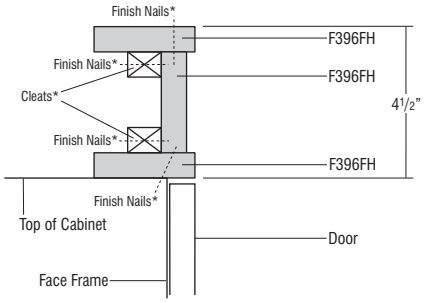


**M-ST25** 576

- Not recommended for use when taking application to the ceiling.

**Species Availability**

| | Cherry | Maple | Oak | Laminate | Painted |
|---|---|---|---|---|---|
| F396FH | • | • | • | Painted | • |

*Cleats and finish nails not included.

## MOULDING SPECIFICATIONS

Mouldings specified as 8′ nominal length have a usable length range of 93″ up to 99″. Be sure to order the correct amount of moulding length to work around required cuts with minimal butt joints.

| DESCRIPTION | MODEL | PRICE |
|---|---|---|

## MOULDING CROWN

### MOULDING, CROWN CLASSIC TALL with CLEAT

**M-CRCLST8C** — 504

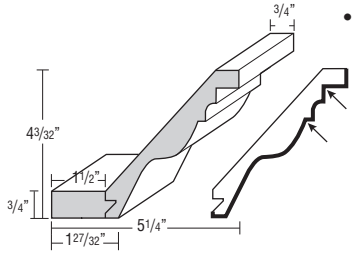


- One 8′ section
- Cleat shipped unattached can be used for top mount or face frame applications. For top mount applications on stained finishes, it is not recommended to pull the moulding forward with the cleat visible due to possible color variation with the face frame and moulding.

**Species Availability**

| Cherry | Maple | Oak | Laminate | Painted |
|---|---|---|---|---|
| • | • | • | Painted | • |

### MOULDING, CROWN CORNICE TALL with CLEAT

**M-CRCOT8C** — 504

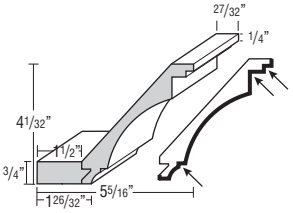


- One 8′ section.
- Cleat shipped unattached, can be used for top mount or face frame applications. For top mount applications on stained finishes, it is not recommended to pull the moulding forward with the cleat visible due to possible color variation with the face frame and moulding.

**Species Availability**

| Cherry | Maple | Oak | Laminate | Painted |
|---|---|---|---|---|
| • | • | • | Painted | • |

### MOULDING, CROWN COVE with CLEAT

**M-CRCOVE8C** — 504

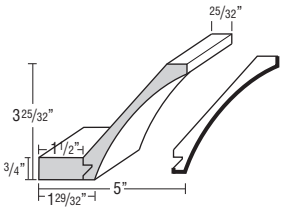


- One 8′ section
- Cleat shipped unattached can be used for top mount or face frame applications. For top mount applications on stained finishes, it is not recommended to pull the moulding forward with the cleat visible due to possible color variation with the face frame and moulding.

**Species Availability**

| Cherry | Maple | Oak | Laminate | Painted |
|---|---|---|---|---|
| • | • | • | Painted | • |

### MOULDING, CROWN INSERT

**M-CRINS8** — 560

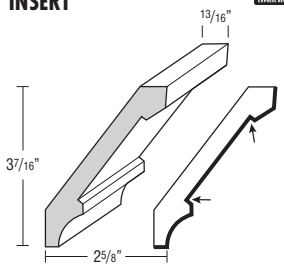


- One 8′ section.

**Species Availability**

| Cherry | Maple | Oak | Laminate | Painted |
|---|---|---|---|---|
| • | • | • | Painted | • |

### MOULDING, CROWN STRAIGHT ANGLE TALL with CLEAT

**M-CRSAT8C** — 392

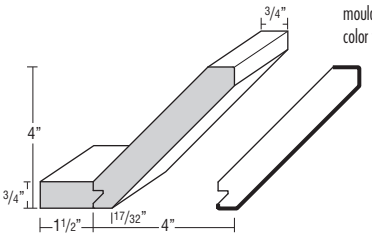


- One 8′ section.
- Cleat shipped unattached can be used for top mount or face frame applications. For top mount applications on stained finishes, it is not recommended to pull the moulding forward with the cleat visible due to possible color variation with the face frame and moulding.

**Species Availability**

| Cherry | Maple | Oak | Laminate | Painted |
|---|---|---|---|---|
| • | • | • | Painted | • |

| DESCRIPTION | MODEL | PRICE |
|---|---|---|

### MOULDING, CROWN STRAIGHT ANGLE with CLEAT

**M-CRSA8C** — 354

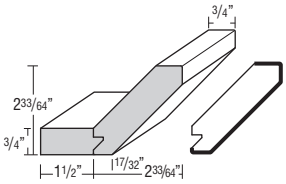


- One 8′ section.
- Cleat shipped unattached can be used for top mount or face frame applications. For top mount applications on stained finishes, it is not recommended to pull the moulding forward with the cleat visible due to possible color variation with the face frame and moulding.

**Species Availability**

| Cherry | Maple | Oak | Laminate | Painted |
|---|---|---|---|---|
| • | • | • | Painted | • |

### MOULDING, CROWN STRAIGHT ANGLE SMALL with CLEAT

**M-CRSAS8C** — 330

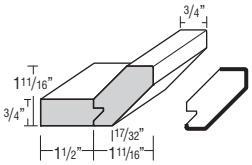


- One 8′ section.
- Cleat shipped unattached can be used for top mount or face frame applications. For top mount applications on stained finishes, it is not recommended to pull the moulding forward with the cleat visible due to possible color variation with the face frame and moulding.

**Species Availability**

| Cherry | Maple | Oak | Laminate | Painted |
|---|---|---|---|---|
| • | • | • | Painted | • |

### MOULDING, CROWN TRADITIONAL MEDIUM

**M-CRTRM8** — 354

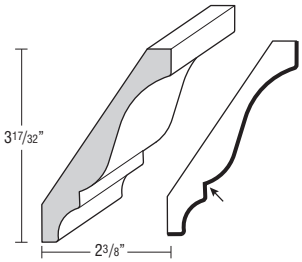


- One 8′ section.

**Species Availability**

| Cherry | Maple | Oak | Laminate | Painted |
|---|---|---|---|---|
| • | • | • | Painted | • |

### MOULDING, CROWN SHAKER

**M-CRSHKR8** — 255

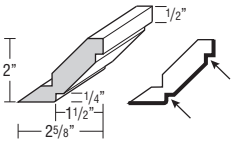


- Top mount moulding.
- One 8′ section.

**Species Availability**

| Cherry | Maple | Oak | Laminate | Painted |
|---|---|---|---|---|
| • | • | • | Painted | • |

### MOULDING, CROWN STRAIGHT ANGLE

**M-CRSA8** — 255

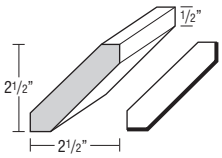


- One 8′ section.

**Species Availability**

| Cherry | Maple | Oak | Laminate | Painted |
|---|---|---|---|---|
| • | • | • | Painted | • |

### MOULDING, CROWN COVE SMALL

**M-CRCOVES8** — 397

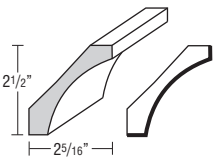


- One 8′ section.

**Species Availability**

| Cherry | Maple | Oak | Laminate | Painted |
|---|---|---|---|---|
| • | • | • | Painted | • |

Finished edges indicated by bold lines on side view drawings.
Glazed edges indicated by arrows on side view drawings.

| DESCRIPTION | MODEL | PRICE |
|---|---|---|
| **MOULDING, CROWN SMALL** | **M-CRS8** | 183 |

- Face mounts on Partial Overlay doors. May be face mounted on Full Overlay if used with a cleat.
- One 8′ section.
- Moulding can be used as standard or inverted.

**Species Availability**

| Cherry | Maple | Oak | Laminate | Painted |
|---|---|---|---|---|
| • | • | • | Painted | • |

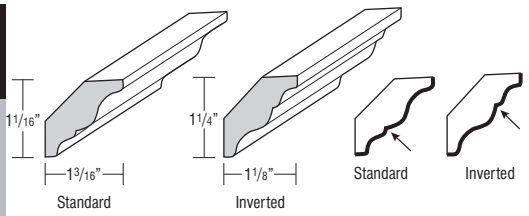


| DESCRIPTION | MODEL | PRICE |
|---|---|---|
| **MOULDING, CROWN TRADITIONAL SMALL** | **M-CRTRS8** | 195 |

- Face mounts on Partial Overlay doors. May be face mounted on Full Overlay if used with a cleat.
- One 8′ section.
- Moulding can be used as standard or inverted.

**Species Availability**

| Cherry | Maple | Oak | Laminate | Painted |
|---|---|---|---|---|
| • | • | • | Painted | • |

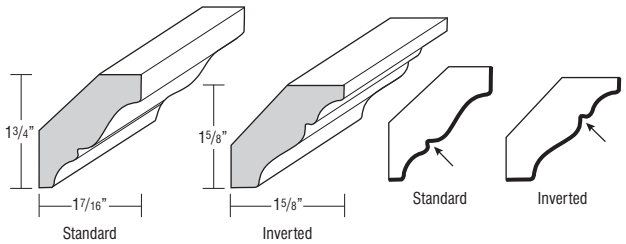


| DESCRIPTION | MODEL | PRICE |
|---|---|---|
| **MOULDING, CROWN TRADITIONAL** | **M-CRTR8** | 330 |

- Face mounts on Partial Overlay doors. May be face mounted on Full Overlay if used with a cleat.
- One 8′ section.
- Moulding can be used as standard or inverted.

**Species Availability**

| Cherry | Maple | Oak | Laminate | Painted |
|---|---|---|---|---|
| • | • | • | Painted | • |

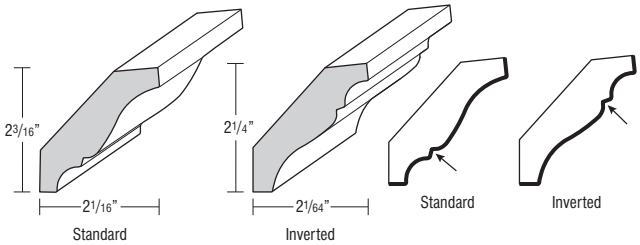


| DESCRIPTION | MODEL | PRICE |
|---|---|---|
| **MOULDING, CROWN SOLID WOOD TALL** | **M-CRSWT8** | 354 |

- Face mounts on Partial Overlay doors. May be face mounted on Full Overlay if used with a cleat.
- One 8′ section.
- Moulding can be used as standard or inverted.

**Species Availability**

| Cherry | Maple | Oak | Laminate | Painted |
|---|---|---|---|---|
| • | • | • | Painted | • |

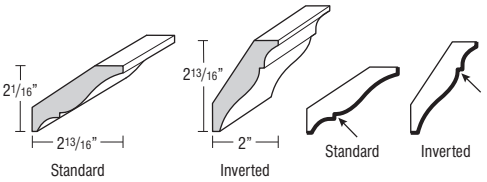


| DESCRIPTION | MODEL | PRICE |
|---|---|---|
| **MOULDING, CROWN VICTORIAN** | **M-CRV8** | 379 |

- Face mounts on Partial Overlay doors. May be face mounted on Full Overlay if used with a cleat.
- One 8′ section.

**Species Availability**

| Cherry | Maple | Oak | Laminate | Painted |
|---|---|---|---|---|
| • | • | • | Painted | • |

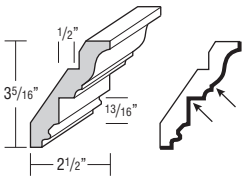


Finished edges indicated by bold lines on side view drawings.
Glazed edges indicated by arrows on side view drawings.

| DESCRIPTION | MODEL | PRICE |
|---|---|---|

## STARTER MOULDING

### MOULDING, CROWN STARTER SOFFIT FILLER with CLEAT

**M-CRSSF8C** — 590

- One 8′ section.
- Cleat shipped unattached, can be used for top mount or face frame applications. For top mount applications on stained finishes, it is not recommended to pull the moulding forward with the cleat visible due to possible color variation with the face frame and moulding.

**Species Availability**

| Cherry | Maple | Oak | Laminate | Painted |
|---|---|---|---|---|
| • | • | • | Painted | • |

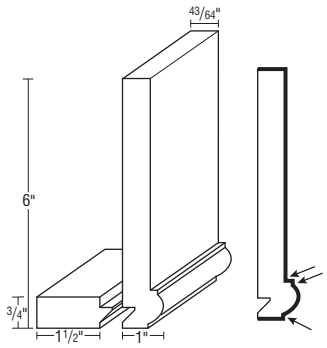


### MOULDING, CROWN STARTER with CLEAT

**M-CRSTR8C** — 542

- One 8′ section.
- Attached cleat for top-mount application.

**Species Availability**

| Cherry | Maple | Oak | Laminate | Painted |
|---|---|---|---|---|
| • | • | • | Painted | • |

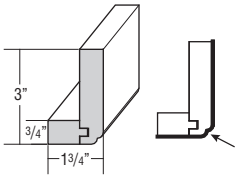


### MOULDING, CROWN STARTER SHAKER with CLEAT

**M-CRSTRS8C** — 524

- One 8′ section.
- Attached cleat for top-mount application.

**Species Availability**

| Cherry | Maple | Oak | Laminate | Painted |
|---|---|---|---|---|
| • | • | • | Painted | • |

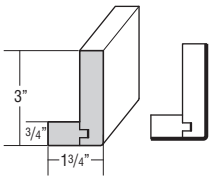


## ACCENT MOULDING

### MOULDING, LIGHT RAIL CABINET PANEL EDGE

**M-LRCPE8** — 233

- One 8′ section.
- Use M-LRCPE8 with 1/4″ skin to create flush cabinet bottoms.

**Species Availability**

| Cherry | Maple | Oak | Laminate | Painted |
|---|---|---|---|---|
| • | • | • | Painted | • |

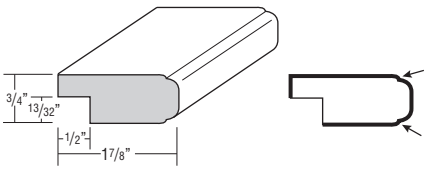


### MOULDING, COUNTERTOP EDGE TRADITIONAL

**M-CTET8** — 124

- One 8′ section.

**Species Availability**

| Cherry | Maple | Oak | Laminate | Painted |
|---|---|---|---|---|
| • | • | • | Painted | • |

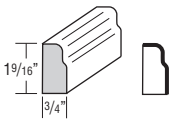


| DESCRIPTION | MODEL | PRICE |
|---|---|---|

### MOULDING, BATTEN

**M-BATTEN8** — 96

- One 8′ section.

**Species Availability**

| Cherry | Maple | Oak | Laminate | Painted |
|---|---|---|---|---|
| • | • | • | Painted | • |

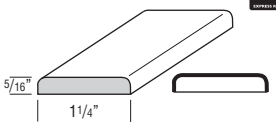


### MOULDING, BATTEN SMALL

**M-BATTENS8** — 80

- One 8′ section.

**Species Availability**

| Cherry | Maple | Oak | Laminate | Painted |
|---|---|---|---|---|
| • | • | • | Painted | • |

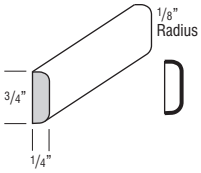


### MOULDING, LIBRARY

**M-LBR8** — 354

- One 8′ section.
- Use as a part of a moulding stack or vertically to cover seams in a row of bookcases.

**Species Availability**

| Cherry | Maple | Oak | Laminate | Painted |
|---|---|---|---|---|
| • | • | • | Painted | • |

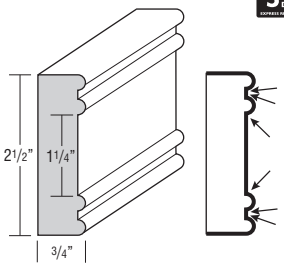


### MOULDING, MIRROR FRAME

**M-MF8** — 180

- One 8′ section.
- Pre-grooved.

**Species Availability**

| Cherry | Maple | Oak | Laminate | Painted |
|---|---|---|---|---|
| • | • | • | Painted | • |

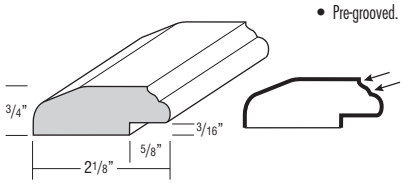


### MOULDING, OGEE

**M-OGEE8** — 154

- One 8′ section.

**Species Availability**

| Cherry | Maple | Oak | Laminate | Painted |
|---|---|---|---|---|
| • | • | • | Painted | • |

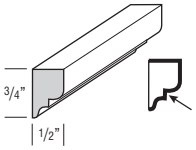


### MOULDING, SINGLE BEAD EDGE

**M-SBE8** — 144

- One 8′ section.

**Species Availability**

| Cherry | Maple | Oak | Laminate | Painted |
|---|---|---|---|---|
| • | • | • | Painted | • |

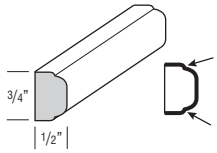


### MOULDING, SCRIBE

**M-SCRIBE8** — 63

- One 8′ section.

**Species Availability**

| Cherry | Maple | Oak | Laminate | Painted |
|---|---|---|---|---|
| • | • | • | Painted | • |

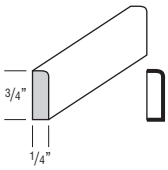


Finished edges indicated by bold lines on side view drawings.
Glazed edges indicated by arrows on side view drawings.

| DESCRIPTION | MODEL | PRICE |
|---|---|---|
| **MOULDING, SOFFIT T** | **M-SOFFITT8** | 236 |

- One 8′ section.

**Species Availability**

| Cherry | Maple | Oak | Laminate | Painted |
|---|---|---|---|---|
| • | • | • | Painted | • |

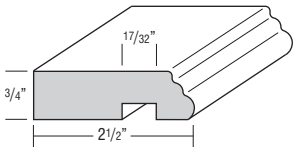

| DESCRIPTION | MODEL | PRICE |
|---|---|---|
| **MOULDING, TRIPLE BEAD EDGE** | **M-TBE8** | 160 |

- One 8′ section.

**Species Availability**

| Cherry | Maple | Oak | Laminate | Painted |
|---|---|---|---|---|
| • | • | • | Painted | • |

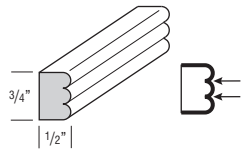


| DESCRIPTION | MODEL | PRICE |
|---|---|---|
| **MOULDING, TRIPLE BEAD PILASTER** | **M-TBP8** | 392 |

- Finished beaded front and two 4 1/2″ sides.
- Can be used vertically between cabinets for an inset look.
- One 8′ section.

**Species Availability**

| Cherry | Maple | Oak | Laminate | Painted |
|---|---|---|---|---|
| • | • | • | Painted | • |

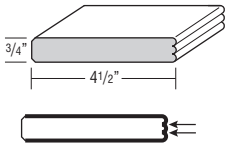


## TOE MOULDING

| DESCRIPTION | MODEL | PRICE |
|---|---|---|
| **MOULDING, BASEBOARD TRADITIONAL** | **M-BBTR8** | 343 |

- One 8′ section.
- Can be used in place of standard toekick to provide a surface for glaze hang-up on premium finishes.

**Species Availability**

| Cherry | Maple | Oak | Laminate | Painted |
|---|---|---|---|---|
| • | • | • | Painted | • |

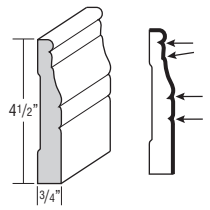


| DESCRIPTION | MODEL | PRICE |
|---|---|---|
| **MOULDING, BASEBOARD SHAKER** | **M-BBSHKR8** | 355 |

- One 8′ section.

**Species Availability**

| Cherry | Maple | Oak | Laminate | Painted |
|---|---|---|---|---|
| • | • | • | Painted | • |

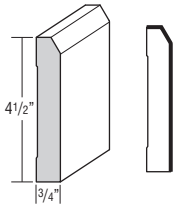


| DESCRIPTION | MODEL | PRICE |
|---|---|---|
| **MOULDING, BASEBOARD FURNITURE** | **M-BBFR8** | 343 |

- One 8′ section.

**Species Availability**

| Cherry | Maple | Oak | Laminate | Painted |
|---|---|---|---|---|
| • | • | • | Painted | • |

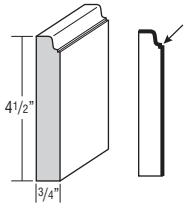


| DESCRIPTION | MODEL | PRICE |
|---|---|---|
| **MOULDING, TOEKICK, WOOD OR LAMINATE** | **M-TK8LW** | 44 |
| | **M-TK8WD** | 63 |

- M-TK8LW is 1/4″ laminated furniture board (White only).
- M-TK8LW in Stains: 1/4″ thick veneered furniture board.
- M-TK8LW in Paints: 1/4″ thick veneered or solid furniture board.
- One 8′ section.
- Remember to order Toekick Cap for each exposed end of toeboard.

**Species Availability**

| Cherry | Maple | Oak | Laminate | Painted |
|---|---|---|---|---|
| • | • | • | Painted | • |

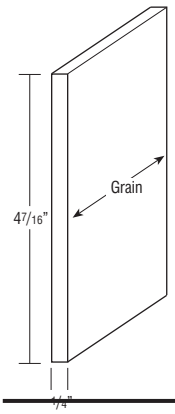


| DESCRIPTION | MODEL | PRICE |
|---|---|---|
| **MOULDING, TOEKICK CAP** | **M-TKC** | 41 |

- All finishes available.
- Sold in pairs.

**Species Availability**

| Cherry | Maple | Oak | Laminate | Painted |
|---|---|---|---|---|
| Maple | • | • | Painted | • |

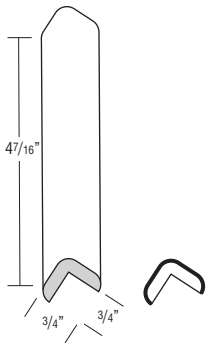


## LIGHT RAILS

| DESCRIPTION | MODEL | PRICE |
|---|---|---|
| **MOULDING, LIGHT RAIL CAP** | **M-LRCAP8** | 181 |

- One 8′ section.

**Species Availability**

| Cherry | Maple | Oak | Laminate | Painted |
|---|---|---|---|---|
| • | • | • | Painted | • |

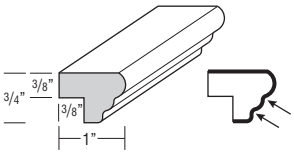


| DESCRIPTION | MODEL | PRICE |
|---|---|---|
| **MOULDING, LIGHT RAIL CABINET PANEL EDGE SQUARE** | **M-LRCPES8** | 175 |

- One 8′ section.
- Standard application must be shimmed at the notch or used with an under-cabinet skin if used with full overlay styles. Inverted application does not require a shim or panel.
- Standard application can be used as a top-mount moulding.

**Species Availability**

| Cherry | Maple | Oak | Laminate | Painted |
|---|---|---|---|---|
| • | • | • | Painted | • |

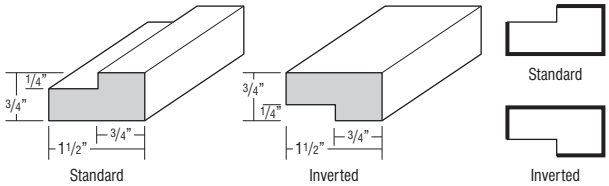


Finished edges indicated by bold lines on side view drawings.
Glazed edges indicated by arrows on side view drawings.

| DESCRIPTION | MODEL | PRICE |
|---|---|---|

### MOULDING, SOFFIT A

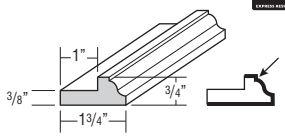


**M-SOFFITA8** — 148

- One 8′ section.
- Must be shimmed at the notch or used with an under-cabinet skin if used with full overlay styles.

**Species Availability**

| Cherry | Maple | Oak | Laminate | Painted |
|---|---|---|---|---|
| • | • | • | Painted | • |

### MOULDING, SOFFIT E

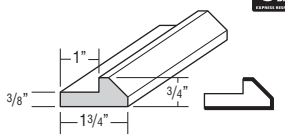


**M-SOFFITE8** — 148

- One 8′ section.
- Must be shimmed at the notch or used with an under-cabinet skin if used with full overlay styles.

**Species Availability**

| Cherry | Maple | Oak | Laminate | Painted |
|---|---|---|---|---|
| • | • | • | Painted | • |

### MOULDING, LIGHT RAIL BAFFLE

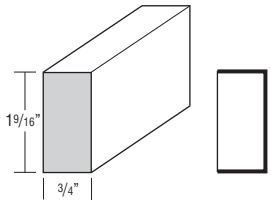


**M-LRB8** — 155

- One 8′ section.

**Species Availability**

| Cherry | Maple | Oak | Laminate | Painted |
|---|---|---|---|---|
| • | • | • | Painted | • |

### MOULDING, LIGHT RAIL FURNITURE BASE

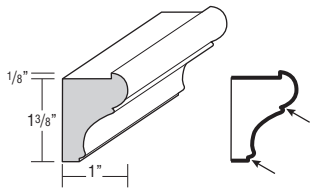


**M-LRFB8** — 181

- One 8′ section.

**Species Availability**

| Cherry | Maple | Oak | Laminate | Painted |
|---|---|---|---|---|
| • | • | • | Painted | • |

### MOULDING, LIGHT RAIL SMALL

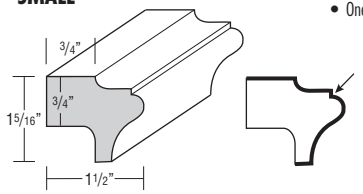


**M-LRS8** — 565

- One 8′ section.

**Species Availability**

| Cherry | Maple | Oak | Laminate | Painted |
|---|---|---|---|---|
| • | • | • | Painted | • |

### MOULDING, LIGHT RAIL

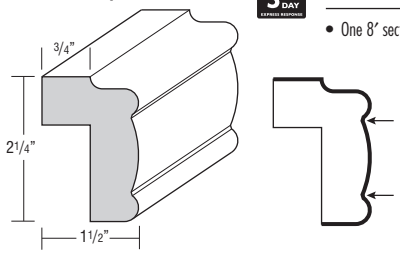


**M-LR8** — 648

- One 8′ section.

**Species Availability**

| Cherry | Maple | Oak | Laminate | Painted |
|---|---|---|---|---|
| • | • | • | Painted | • |

### MOULDING, LIGHT RAIL VALLEY FORGE

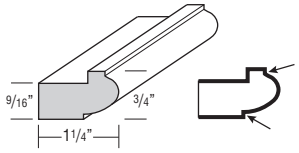


**M-LRVFR8** — 148

- One 8′ section.
- Must be shimmed at the notch or used with an under-cabinet skin if used with full overlay styles.

**Species Availability**

| Cherry | Maple | Oak | Laminate | Painted |
|---|---|---|---|---|
| • | • | • | Painted | • |

| DESCRIPTION | MODEL | PRICE |
|---|---|---|

## CORNER MOULDINGS

### MOULDING, INSIDE CORNER

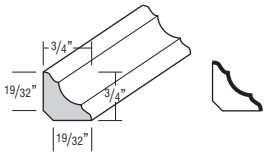


**M-IC8** — 104

- One 8′ section.

**Species Availability**

| Cherry | Maple | Oak | Laminate | Painted |
|---|---|---|---|---|
| • | • | • | Painted | • |

### MOULDING, LARGE OUTSIDE CORNER D

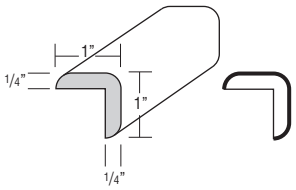


**M-LOSCD8** — 170

- One 8′ section.

**Species Availability**

| Cherry | Maple | Oak | Laminate | Painted |
|---|---|---|---|---|
| • | • | • | Painted | • |

### MOULDING, OUTSIDE CORNER

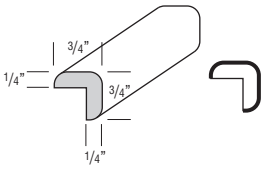


**M-OC8** — 96

- One 8′ section.

**Species Availability**

| Cherry | Maple | Oak | Laminate | Painted |
|---|---|---|---|---|
| • | • | • | Painted | • |

### MOULDING, OUTSIDE CORNER ANGLED 135°

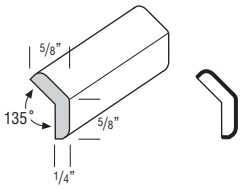


**M-OCA8** — 154

- One 8′ section.

**Species Availability**

| Cherry | Maple | Oak | Laminate | Painted |
|---|---|---|---|---|
| • | • | • | Painted | • |

### MOULDING, QUARTER ROUND

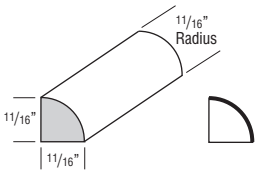


**M-QR8** — 101

- One 8′ section.

**Species Availability**

| Cherry | Maple | Oak | Laminate | Painted |
|---|---|---|---|---|
| • | • | • | Painted | • |

### MOULDING, SHOE

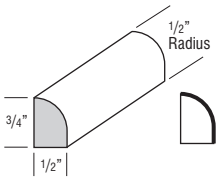


**M-SHOE8** — 91

- One 8′ section.

**Species Availability**

| Cherry | Maple | Oak | Laminate | Painted |
|---|---|---|---|---|
| • | • | • | Painted | • |

Finished edges indicated by bold lines on side view drawings.
Glazed edges indicated by arrows on side view drawings.

| DESCRIPTION | MODEL | PRICE |
|---|---|---|
| **VALANCES** | | |

### VALANCE, ARCH

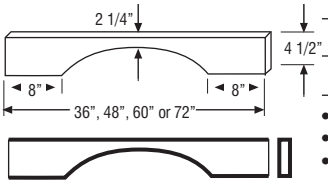


| | |
|---|---|
| VAL.A36 | 160 |
| VAL.A48 | 186 |
| VAL.A60 | 211 |
| VAL.A72 | 237 |

- Side shoulders are 8″ wide (6″ trimmable each end).
- Bottom edge has 3/16″ radius.
- 3/4″ thick.

**Species Availability**

| Cherry | Maple | Oak | Laminate | Painted |
|---|---|---|---|---|
| • | • | • | Painted | • |

### VALANCE, FURNITURE

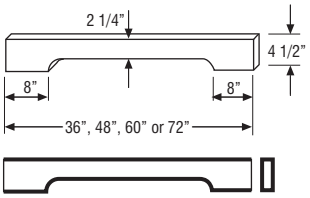


| | |
|---|---|
| VAL.F36 | 160 |
| VAL.F48 | 186 |
| VAL.F60 | 211 |
| VAL.F72 | 237 |

- Side shoulders are 8″ wide (6″ trimmable each end).
- Bottom edge has 3/16″ radius profile on face.
- 3/4″ thick.

**Species Availability**

| Cherry | Maple | Oak | Laminate | Painted |
|---|---|---|---|---|
| • | • | • | Painted | • |

### VALANCE, RAISED PANEL ARCH

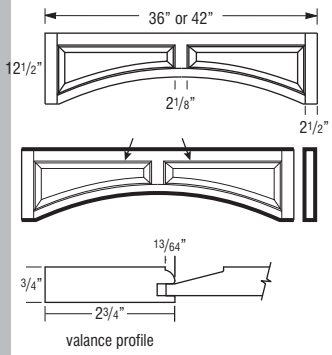


valance profile

| | |
|---|---|
| VAL.RPA36 | 1565 |
| VAL.RPA42 | 1680 |

- Trimmable up to 1 3/4″ per side.
- Center height 8″.
- Raised panel profile is unique to this item and does not match any door style.
- Ends are pocket drilled for installation to adjacent cabinet frames.

**Species Availability**

| Cherry | Maple | Oak | Laminate | Painted |
|---|---|---|---|---|
| • | • | • | Painted | • |

### VALANCE, RECESSED PANEL STRAIGHT

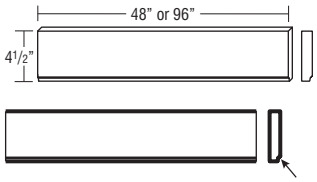


| | |
|---|---|
| VAL.P48 | 155 |
| VAL.P96 | 254 |

- Trimmable.
- Profiled bottom edge
- 3/4″ thick.

**Species Availability**

| Cherry | Maple | Oak | Laminate | Painted |
|---|---|---|---|---|
| • | • | • | Painted | • |



# TABLE OF CONTENTS – EMBELLISHMENTS


Decorative Legs . . . . . 140
Decorative Feet . . . . . 143
Decorative Corbels & Shelf Supports . . . . . 144
Shelves . . . . . 144
Decorative Hardware . . . . . 146


| DESCRIPTION | MODEL | PRICE |
|---|---|---|
| **DECORATIVE LEGS** | | |

### LEG, ENGLISH COUNTRY, 5"

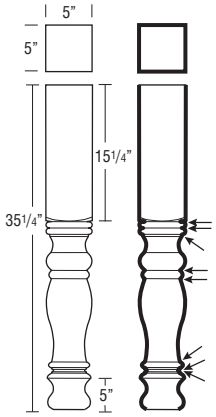


| | |
|---|---|
| L-ENGCNTY5 | 1783 |

- Trimmable.

**Species Availability**

| Cherry | Maple | Oak | Laminate | Painted |
|---|---|---|---|---|
| • | • | • | Painted | • |

### LEG, ESTATE SMALL

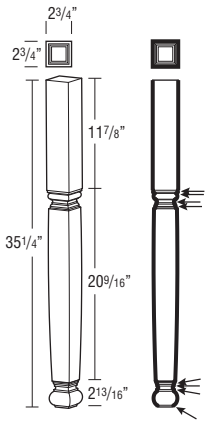


| | |
|---|---|
| L-ESTATES | 1031 |

- Trimmable.

**Species Availability**

| Cherry | Maple | Oak | Laminate | Painted |
|---|---|---|---|---|
| | • | | Painted | • |

Finished edges indicated by bold lines on side view drawings.
Glazed edges indicated by arrows on side view drawings.

| DESCRIPTION | MODEL | PRICE |
|---|---|---|

## LEG, TAPERED 2-SIDED

**L-TP2S** 1132

- Trimmable.

**Species Availability**

| Cherry | Maple | Oak | Laminate | Painted |
|---|---|---|---|---|
| • | • | • | Painted | • |

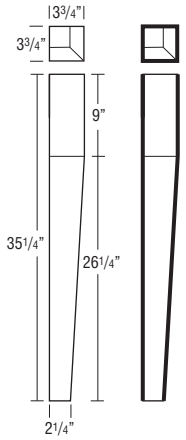

Taper 2 Sides

## LEG, TAPERED 4-SIDED

**L-TP4S** 1452

- Trimmable.

**Species Availability**

| Cherry | Maple | Oak | Laminate | Painted |
|---|---|---|---|---|
| • | • | • | Painted | • |

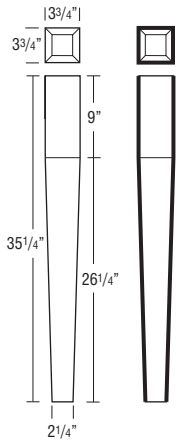

Taper 4 Sides

## LEG, METRO, 3″

**L-METRO3** 1439

- Trimmable.
- Leg is designed with three pieces joined together.

**Species Availability**

| Cherry | Maple | Oak | Laminate | Painted |
|---|---|---|---|---|
| • | • | • | Painted | • |

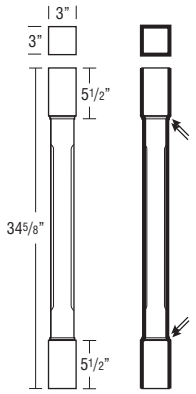


| DESCRIPTION | MODEL | PRICE |
|---|---|---|

## LEG, MISSION

**L-MIS** 1135

- Trimmable.

**Species Availability**

| Cherry | Maple | Oak | Laminate | Painted |
|---|---|---|---|---|
| • | • | • | Painted | • |

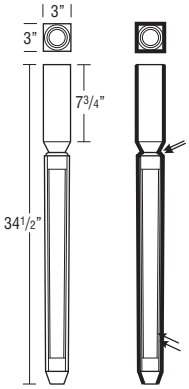


## LEG, SQUARE, 3″

**L-SQ3** 732

- Trimmable.

**Species Availability**

| Cherry | Maple | Oak | Laminate | Painted |
|---|---|---|---|---|
| • | • | • | Painted | • |

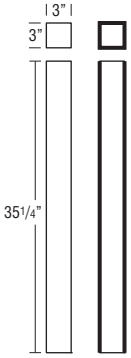


## LEG, SQUARE, 4″

**L-SQ4** 1097

- Trimmable.

**Species Availability**

| Cherry | Maple | Oak | Laminate | Painted |
|---|---|---|---|---|
| • | • | • | Painted | • |

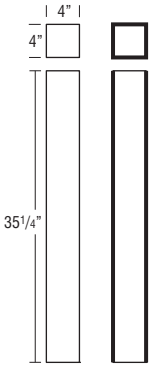


Finished edges indicated by bold lines on side view drawings.
Glazed edges indicated by arrows on side view drawings.

| DESCRIPTION | MODEL | PRICE |
|---|---|---|

## LEG, SQUARE, 5″

**L-SQ5** 1207

- Trimmable.

**Species Availability**

| Cherry | Maple | Oak | Laminate | Painted |
|---|---|---|---|---|
| • | • | • | Painted | • |

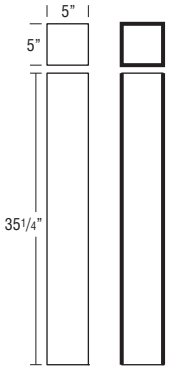


## LEG, TURNED POST

**L-TURNEDPOST** 992

- Trimmable.

**Species Availability**

| Cherry | Maple | Oak | Laminate | Painted |
|---|---|---|---|---|
| • | • | • | Painted | • |

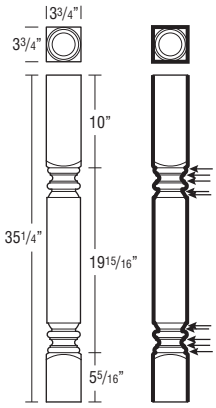


## LEG, EMPIRE

**L-EMPIRE** 1746

- Trimmable.

**Species Availability**

| Cherry | Maple | Oak | Laminate | Painted |
|---|---|---|---|---|
| | • | | Painted | • |

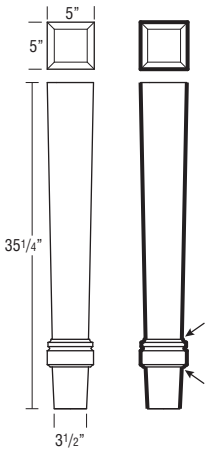


Taper 4 Sides

| DESCRIPTION | MODEL | PRICE |
|---|---|---|

## LEG, ENGLISH COUNTRY

**L-ENGCNTY** 1103

- Trimmable.

**Species Availability**

| Cherry | Maple | Oak | Laminate | Painted |
|---|---|---|---|---|
| • | • | • | Painted | • |

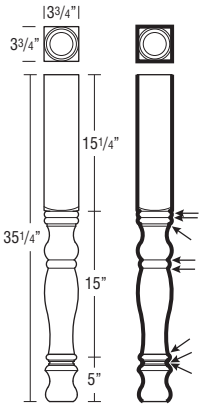


## LEG, SPOOL

**L-SPOOL** 1292

- Trimmable.

**Species Availability**

| Cherry | Maple | Oak | Laminate | Painted |
|---|---|---|---|---|
| • | • | • | Painted | • |

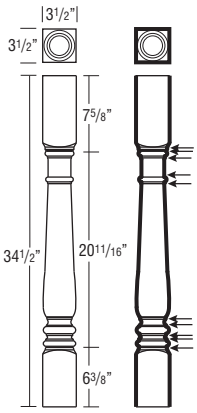


Finished edges indicated by bold lines on side view drawings.
Glazed edges indicated by arrows on side view drawings.

| DESCRIPTION | MODEL | PRICE |
|---|---|---|

## DECORATIVE FEET

### FOOT, CRAFTSMAN

**FT-CRAFT** — 231

- Trimmable.

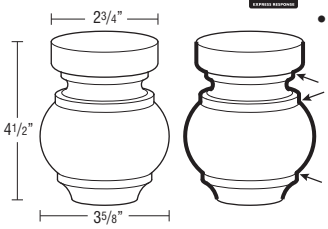


**Species Availability**

| Cherry | Maple | Oak | Laminate | Painted |
|---|---|---|---|---|
| • | • | • | Painted | • |

### FOOT, KENSINGTON

**FT-KENS** — 231

- Trimmable.

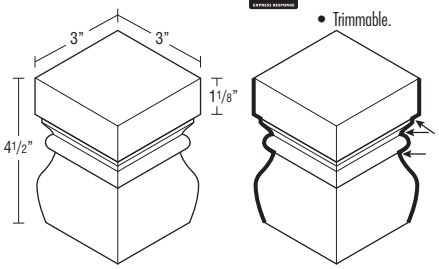


**Species Availability**

| Cherry | Maple | Oak | Laminate | Painted |
|---|---|---|---|---|
| • | • | • | Painted | • |

### FOOT, LILLE

**FT-LI** — 539

- Recommended for applications without toekicks.

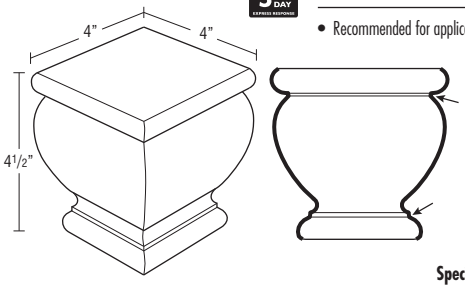


**Species Availability**

| Cherry | Maple | Oak | Laminate | Painted |
|---|---|---|---|---|
| • | • | • | Painted | • |

| DESCRIPTION | MODEL | PRICE |
|---|---|---|

### FOOT, TAPERED 2-SIDED

**FT-TP2S** — 399

- Trimmable.
- Tapered on two sides.

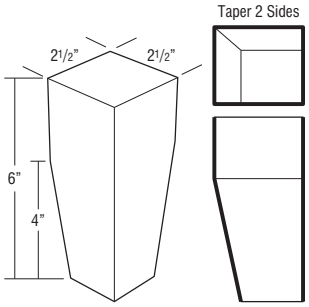


**Species Availability**

| Cherry | Maple | Oak | Laminate | Painted |
|---|---|---|---|---|
| • | • | | Painted | • |

### FOOT, TULIP TOEKICK

**FT-TULIPTK** — 644

- Trimmable.

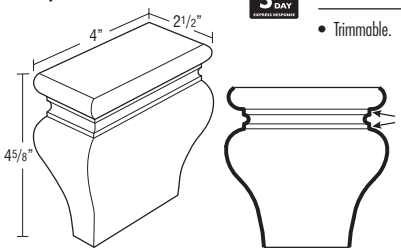


**Species Availability**

| Cherry | Maple | Oak | Laminate | Painted |
|---|---|---|---|---|
| • | • | • | Painted | • |

### FOOT, TULIP

**FT-TULIP** — 599

- Trimmable.

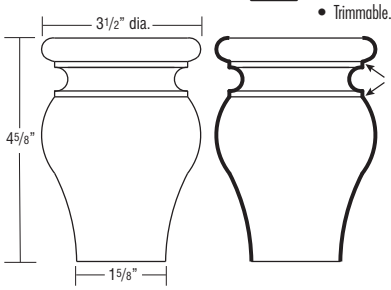


**Species Availability**

| Cherry | Maple | Oak | Laminate | Painted |
|---|---|---|---|---|
| • | • | • | Painted | • |

Finished edges indicated by bold lines on side view drawings.
Glazed edges indicated by arrows on side view drawings.

| DESCRIPTION | MODEL | PRICE |
|---|---|---|

## DECORATIVE CORBELS & SHELF SUPPORTS

### CORBEL, ART 9″

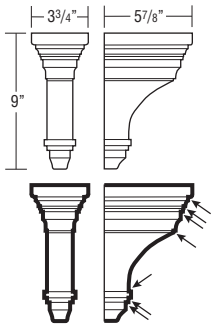


**C-ART9** — 826

- Not intended for cabinet or freestanding countertop support. For substantial weight support, use a floor mounted support such as a Decorative Leg.

**Species Availability**

| Cherry | Maple | Oak | Laminate | Painted |
|---|---|---|---|---|
| • | • | • | Painted | • |

### CORBEL, CLASSIC REVIVAL, 9″

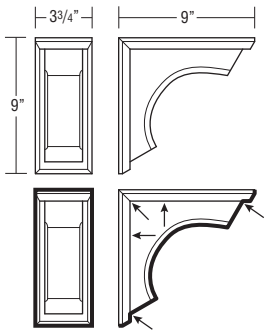


**C-CLSREV9** — 826

- Not intended for cabinet or freestanding countertop support. For substantial weight support, use a floor mounted support such as a Decorative Leg.

**Species Availability**

| Cherry | Maple | Oak | Laminate | Painted |
|---|---|---|---|---|
| • | • | • | Painted | • |

### CORBEL, SCROLL, 13″

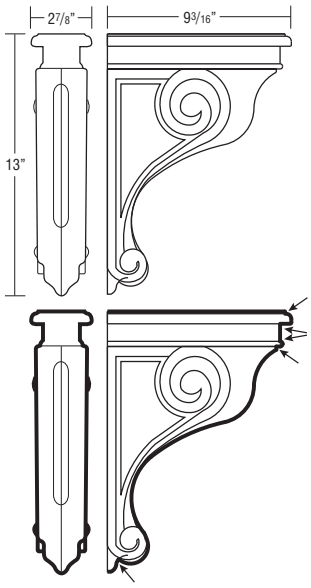


**C-SCROLL13** — 886

- Not intended for cabinet or freestanding countertop support. For substantial weight support, use a floor mounted support such as a Decorative Leg.

**Species Availability**

| Cherry | Maple | Oak | Laminate | Painted |
|---|---|---|---|---|
| • | • | • | Painted | • |

### CORBEL, MISSION, 9″




**C-MIS9** — 809

- Not intended for cabinet or freestanding countertop support. For substantial weight support, use a floor mounted support such as a Decorative Leg.

**Species Availability**

| Cherry | Maple | Oak | Laminate | Painted |
|---|---|---|---|---|
| • | • | • | Painted | • |

| DESCRIPTION | MODEL | PRICE |
|---|---|---|

### CORBEL, OLD WORLD

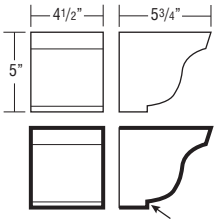


**C-OWD5** — 535

- Not intended for cabinet or freestanding countertop support. For substantial weight support, use a floor mounted support such as a Decorative Leg.

**Species Availability**

| Cherry | Maple | Oak | Laminate | Painted |
|---|---|---|---|---|
| • | • | • | Painted | • |

### CORBEL, ARTS and CRAFTS OPEN

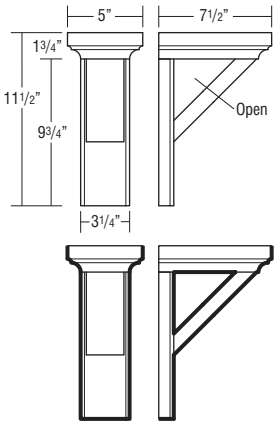


**C-ARTCRAFTOP** — 588

- Not intended for cabinet or freestanding countertop support. For substantial weight support, use a floor mounted support such as a Decorative Leg.

**Species Availability**

| Cherry | Maple | Oak | Laminate | Painted |
|---|---|---|---|---|
| • | • | • | Painted | • |

### CORBEL, SNACK BAR

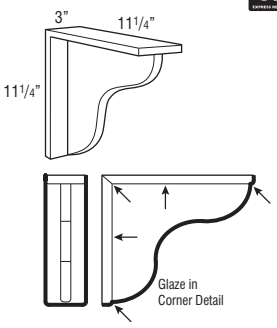


**C-SB** — 255

- Not intended for cabinet or freestanding countertop support. For substantial weight support, use a floor mounted support such as a Decorative Leg.

**Species Availability**

| Cherry | Maple | Oak | Laminate | Painted |
|---|---|---|---|---|
| • | • | • | Painted | • |

## SHELVES

### SHELF, FLOATING

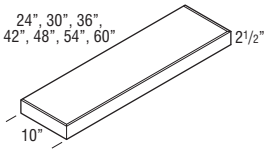


| Maximum Weight Capacity per Shelf | |
|---|---|
| S-FL2410 | 25 lbs. |
| S-FL3010 | 31 lbs. |
| S-FL3610 | 37 lbs. |
| S-FL4210 | 43 lbs. |
| S-FL4810 | 50 lbs. |
| S-FL5410 | 56 lbs. |
| S-FL6010 | 62 lbs. |

| | |
|---|---|
| **S-FL2410** | 635 |
| **S-FL3010** | 686 |
| **S-FL3610** | 737 |
| **S-FL4210** | 787 |
| **S-FL4810** | 838 |
| **S-FL5410** | 889 |
| **S-FL6010** | 940 |

- 3/4″ thick solid-wood front, back and ends. 3/8″ thick veneered Medium Density Fiberboard (MDF) top and bottom. When a Paint finish is specified, veneer may not be applied. Front and ends are mitered together.
- Not trimmable.
- Includes wood mounting plate with metal brackets. Once installed, mounting system is fully concealed.

**Species Availability**

| Cherry | Maple | Oak | Laminate | Painted |
|---|---|---|---|---|
| | • | | Painted | • |

Finished edges indicated by bold lines on side view drawings.
Glazed edges indicated by arrows on side view drawings.

| DESCRIPTION | MODEL | PRICE |
|---|---|---|
| **SHELF EXTERIOR** | **S-E1812** | 123 |
| | **S-E2412** | 132 |
| | **S-E3012** | 142 |
| | **S-E3612** | 152 |
| | **S-E4812** | 172 |
| | **S-E9612** | 250 |

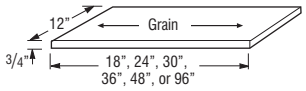


- 3/4″ thick veneered furniture board finished both sides, and front and side edges (back edge is not finished).

**Custom Modifications**

| APC | CD |
|---|---|
| • | • |

**Species Availability**

| Cherry | Maple | Oak | Laminate | Painted |
|---|---|---|---|---|
| • | • | • | Painted | • |

| DESCRIPTION | MODEL | PRICE |
|---|---|---|
| **SHELF KIT**<br>To Fit 12″ and 24″ Deep Cabinets | **S-KTW9** | 95 |
| | **S-KTW12** | 99 |
| | **S-KTW15** | 103 |
| | **S-KTW18** | 106 |
| | **S-KTW21** | 110 |
| | **S-KTW24** | 114 |
| | **S-KTW27** | 118 |
| | **S-KTW30** | 122 |
| | **S-KTW33** | 126 |
| | **S-KTW36** | 129 |
| | **S-KTW39** | 133 |
| | **S-KTW42** | 137 |
| | **S-KTW48** | 145 |
| | **S-KTB9** | 110 |
| | **S-KTB12** | 114 |
| | **S-KTB15** | 118 |
| | **S-KTB18** | 122 |
| | **S-KTB21** | 126 |
| | **S-KTB24** | 129 |
| | **S-KTB27** | 133 |
| | **S-KTB30** | 137 |
| | **S-KTB33** | 141 |
| | **S-KTB36** | 145 |
| | **S-KTB39** | 148 |
| | **S-KTB42** | 152 |
| | **S-KTB48** | 160 |

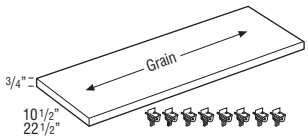


- S-KTW_ _ includes one 10 1/2″ deep shelf, S-KTB_ _ includes one 22 1/2″ deep shelf.
- Each kit includes 8 shelf pegs.
- Specify material when ordering.
- Full Depth Shelves will be shipped separate from the cabinet.

**Custom Modifications**

| APC | CD | MIP |
|---|---|---|
| • | • | • |

| DESCRIPTION | MODEL | PRICE |
|---|---|---|
| **SHELF KIT, GLASS** | **S-KTG1212** | 216 |
| | **S-KTG1512** | 224 |
| | **S-KTG1812** | 233 |
| | **S-KTG2112** | 241 |
| | **S-KTG2412** | 249 |
| | **S-KTG2712** | 258 |
| | **S-KTG3012** | 266 |
| | **S-KTG3312** | 274 |
| | **S-KTG3612** | 282 |

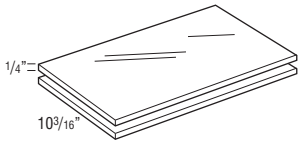


- S-KTG cannot be trimmed.
- Kit includes two 1/4″ glass shelves.
- Example: S-KTG1512 = 13 9/32″ wide x 10 3/16″ deep fits in W1530x12 Deep Cabinet.
- All glass shelf kits will be drop shipped separately from the cabinet order.
- Can support 15 lbs. per square foot.

| DESCRIPTION | MODEL | PRICE |
|---|---|---|
| **SHELF KIT, GLASS** | **S-KTGWD24** | 430 |
| | **S-KTGWD27** | 448 |

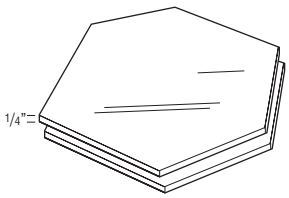


- S-KTGWD cannot be trimmed.
- Kit includes two 1/4″ glass shelves.
- Not available for 12″-27″ high Wall Diagonal Cabinets. Shelf will not fit through door opening.
- All glass shelf kits will be drop shipped separately from the cabinet order.
- Can support 15 lbs. per square foot.

| DESCRIPTION | MODEL | PRICE |
|---|---|---|

## DECORATIVE HARDWARE — KNOBS AND PULLS

### ANTIQUE PEWTER

**HKB206AP** 23
D: 1 1/4″
P: 1 1/16″

**HPL364AP** 29
C/C: 3″
L: 4 5/8″
W: 1 7/16″
P: 15/16″

**HPL475AP** 21
C/C: 3 3/4″
L: 5″
W: 9/16″
P: 1″

### BLACK

**HKB170B** 44
C/C: 1 1/4″
L: 2″
W: 11/16″
P: 1 1/4″
Pairs best with HPL101B

**HPL101B** 63
C/C: 7″
L: 8″
W: 11/16″
P: 1 1/2″
Pairs best with HKB170B

**HKB912B** 54
D: 1 1/4″
P: 1 3/16″

**D** = Diameter
**P** = Projection (Hardware Depth)
**L** = Length
**W** = Width
**B** = Base
**C/C** = Center to Center

Installation screws included with each hardware piece.
Breakoff screws available for purchase separately as BRKOFFSCREW, see page 156.
Larger pulls may not be compatible with 5-piece drawer fronts on face frame openings of 9″ wide or less.
See Door Style section for 5-piece drawer front dimensions when specifying decorative hardware.
For color images of decorative hardware, see company web site.

| DESCRIPTION | MODEL | PRICE |
|---|---|---|

### BLACK (cont'd)

**HKB951B** 20
L: 1 3/4″
W: 1″
P: 1″
B: 1 1/16″ x 1/2″

**HPL952B** 39
C/C: 3″
L: 4 1/4″
W: 1 1/2″
P: 11/16″

**HPL383B** 39
C/C: 5 1/16″
L: 6″
W: 1/2″
P: 1 1/16″

**HKB136B** 18
L: 1 3/4″
W: 1/2″
P: 1 1/8″
B: 1/2″

**HPL130B** 20
C/C: 128mm
L: 6 3/8″
W: 7/16″
P: 1 1/8″

**HPL132B** 33
C/C: 224mm
L: 10″
W: 1/2″
P: 1 3/8″

### BLACK IRON

**HKB901BI** 35
L: 1 7/16″
W: 1 1/4″
P: 1 1/8″
B: 15/16″

**HPL902BI** 53
C/C: 128mm
L: 6 1/3″
W: 1 1/10″
P: 1 1/16″

| DESCRIPTION | MODEL | PRICE |
|---|---|---|
| **BLACK MIST** | | |
| | **HKB116BMS**<br>L: 1 5/16″<br>W: 1 1/4″<br>P: 1 1/8″<br>B: 3/8″ | 19 |
| | **HPL115BMS**<br>C/C: 128mm<br>L: 6 3/8″<br>W: 1/2″<br>P: 1″ | 40 |
| **CHROME** | | |
| | **HKB906C**<br>L: 1 1/16″<br>W: 1 1/16″<br>P: 1 1/8″<br>B: 3/8″ | 54 |
| | **HPL905C**<br>C/C: 128mm<br>L: 6 3/8″<br>W: 9/16″<br>P: 1″ | 73 |
| | **HPL904C**<br>C/C: 3 3/4″<br>L: 5 1/4″<br>W: 1″<br>P: 1″ | 75 |

| DESCRIPTION | MODEL | PRICE |
|---|---|---|
| **GOLD** | | |
| | **HKB908G**<br>L: 1 1/4″<br>W: 1 1/4″<br>P: 1″<br>B: 3/8″<br>Pairs best with HPL907G | 40 |
| | **HPL907G**<br>C/C: 160mm<br>L: 6 7/10″<br>W: 2/5″<br>P: 1 1/5″<br>Pairs best with HKB908G | 65 |
| | **HKB909G**<br>L: 1 1/4″<br>W: 1 1/4″<br>P: 1 1/8″<br>B: 3/4″<br>Pairs best with HPL910G or HPL191G | 39 |
| | **HPL910G**<br>C/C: 224mm<br>L: 9 9/16″<br>W: 3/4″<br>P: 1 5/16″<br>Pairs best with HKB909G or HPL191G | 80 |
| | **HPL191G**<br>C/C: 192mm<br>L: 8 3/8″<br>W: 3/4″<br>P: 1 1/4″<br>Pairs best with HKB909G or HPL910G | 73 |
| **HAMMERED BRONZE** | | |
| | **HKB913HBZ**<br>L: 1 3/8″<br>W: 1 3/8″ | 46 |

**D** = Diameter
**P** = Projection (Hardware Depth)
**L** = Length
**W** = Width
**B** = Base
**C/C** = Center to Center

Installation screws included with each hardware piece.
Breakoff screws available for purchase separately as BRKOFFSCREW, see page 156.
Larger pulls may not be compatible with 5-piece drawer fronts on face frame openings of 9″ wide or less.
See Door Style section for 5-piece drawer front dimensions when specifying decorative hardware.
For color images of decorative hardware, see company web site.

| DESCRIPTION | MODEL | PRICE |
|---|---|---|
| **SATIN NICKEL** (5 DAY) | | |

**HKB123SN** 53
C/C: 1 1/4″
L: 2″
W: 3/8″
P: 1 1/2″
Pairs best with HPL102SN

**HPL102SN** 35
C/C: 7″
L: 8″
W: 3/8″
P: 1 1/2″
Pairs best with HKB123SN

**HPL120SN** 34
C/C: 160mm
L: 7 1/8″
W: 3/4″
P: 1″
Pairs best with HPL122SN

**HPL122SN** 63
C/C: 12″
L: 12 3/4″
W: 7/8″
P: 1 3/16″
Pairs best with HPL120SN

**HPL105SN** 41
C/C: 1″
L: 1 3/4″
W: 1″
P: 1 3/4″
Pairs best with HPL106SN or HPL107SN

**HPL106SN** 58
C/C: 160mm
L: 7″
W: 1″
P: 1 3/4″
Pairs best with HPL105SN or HPL107SN

**HPL107SN** 93
C/C: 12″
L: 13″
W: 1″
P: 1 13/16″
Pairs best with HPL105SN or HPL106SN

**D** = Diameter
**P** = Projection (Hardware Depth)
**L** = Length
**W** = Width
**B** = Base
**C/C** = Center to Center

Installation screws included with each hardware piece.
Breakoff screws available for purchase separately as BRKOFFSCREW, see page 156.
Larger pulls may not be compatible with 5-piece drawer fronts on face frame openings of 9″ wide or less.
See Door Style section for 5-piece drawer front dimensions when specifying decorative hardware.
For color images of decorative hardware, see company web site.

| DESCRIPTION | MODEL | PRICE |
|---|---|---|
| **SATIN NICKEL (cont'd)** (5 DAY) | | |

**HKB124SN** 23
D: 1 1/4″
P: 1 1/8″

**HKB118SN** 20
L: 1 5/16″
W: 1 5/16″
P: 1 3/16″
B: 7/8″

**HKB549SN** 21
D: 7/8″
P: 1″

**HPL500SN** 61
C/C: 5″
L: 5″
W: 5/16″
P: 1 1/4″

**HPL630SN** 50
C/C: 96mm
L: 4 1/8″
W: 1/2″
P: 1 1/16″

**HPL957SN** 34
C/C: 3″
L: 4 1/4″
W: 1 1/2″
P: 11/16″

**HPL381SN** 29
C/C: 5 1/16″
L: 6″
W: 1/2″
P: 1 1/16″

**HPL430SN** 34
C/C: 5 1/16″
L: 7″
W: 15/32″
P: 1 7/16″

**HPL570SN** 28
C/C: 5 1/16″
L: 5 7/8″
W: 1/2″
P: 1 3/16″

| DESCRIPTION | MODEL | PRICE |
|---|---|---|

## STAINLESS STEEL

**HKB135SS** 18
L: 1 3/4″
W: 1/2″
P: 1 1/8″
B: 1/2″
Pairs best with HPL129SS or HPL131SS

**HPL129SS** 20
C/C: 128mm
L: 6 3/8″
W: 7/16″
P: 1 1/8″
Pairs best with HPL135SS or HPL131SS

**HPL131SS** 31
C/C: 224mm
L: 10″
W: 1/2″
P: 1 3/8″
Pairs best with HPL135SS or HPL129SS

**HPL141SS** 19
C/C: 128mm
L: 7 3/8″
W: 1/2″
P: 1 1/4″
Pairs best with HPL142SS or HPL143SS

**HPL142SS** 21
C/C: 192mm
L: 9 15/16″
W: 1/2″
P: 1 1/4″
Pairs best with HPL141SS or HPL143SS

**HPL143SS** 33
C/C: 384mm
L: 17 1/2″
W: 1/2″
P: 1 1/4″
Pairs best with HPL141SS or HPL142SS

**D** = Diameter
**P** = Projection (Hardware Depth)
**L** = Length
**W** = Width
**B** = Base
**C/C** = Center to Center

Installation screws included with each hardware piece.
Breakoff screws available for purchase separately as BRKOFFSCREW, see page 156.
Larger pulls may not be compatible with 5-piece drawer fronts on face frame openings of 9″ wide or less.
See Door Style section for 5-piece drawer front dimensions when specifying decorative hardware.
For color images of decorative hardware, see company web site.

| DESCRIPTION | MODEL | PRICE |
|---|---|---|

## TUSCAN BRONZE

**HKB117TB** 20
L: 1 5/16″
W: 1 5/16″
P: 1 3/16″
B: 7/8″
Pairs best with HPL119TB

**HPL119TB** 50
C/C: 160mm
L: 7 1/8″
W: 3/4″
P: 1″
Pairs best with HKB117TB

**HKB137TB** 41
D: 1 1/4″
P: 1 1/16″

## DECORATIVE HARDWARE - TOUCH LATCH

### TOUCH LATCH

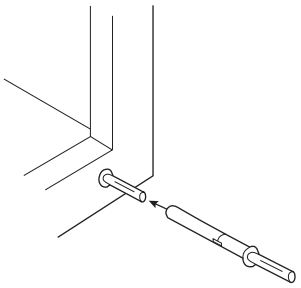

**TOUCHLATCH** 44

- Nylon gray mechanism with bumper tip.
- Face frame will need to be field drilled for insertion of the TOUCHLATCH, requires 25/64″ (10mm) drill bit.
- Can be field adjusted for door gap depth, no tools required.
- For use on full overlay door styles only.
- Requires a soft touch to open the door, and door must be pushed closed to reset the TOUCHLATCH mechanism.
- Only for use on hinged doors, and can be used without decorative hardware. Not compatible with non-hinged doors. For drawers, pull-outs, and other non-compatible cabinets, HPL105SN and HPL106SN are recommended (see page 148).

# TABLE OF CONTENTS – ACCESSORIES


Cabinet Accessories . . . . . .150
Roll Tray Kits . . . . . .153
Stain, Paint, & Touch-up Tools . . . . . .153
Guide Kits and Parts . . . . . .154
Hinges . . . . . .155
Doors, Drawer Fronts, and Drawers . . . . . .156
Miscellaneous Parts . . . . . .156




| DESCRIPTION | MODEL | PRICE |
|---|---|---|
| **CABINET ACCESSORIES** | | |
| **CABMAT™** (5 DAY) | **CABMAT30** | 419 |
| | **CABMAT33** | 434 |
| | **CABMAT36** | 449 |

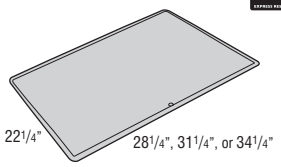


- Designed to capture spills and is removable for cleaning.
- Not trimmable. Can also be used in wider cabinets but will create a small void of unprotected area along the end panels.

| | | |
|---|---|---|
| **CABMAT™** (5 DAY) | **CABMATV24** | 375 |
| | **CABMATV30** | 405 |
| | **CABMATV36** | 435 |

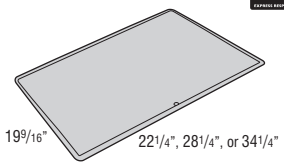


- Designed to capture spills and is removable for cleaning.
- Not trimmable. Can also be used in wider cabinets but will create a small void of unprotected area along the end panels.

| DESCRIPTION | MODEL | PRICE |
|---|---|---|
| **COOKING UTENSIL DIVIDER DIAGONAL** (5 DAY) | **CUDD24** | 345 |
| | **CUDD30** | 373 |
| | **CUDD36** | 401 |

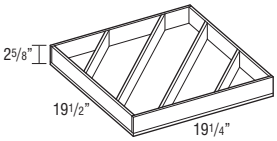


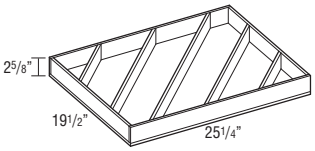


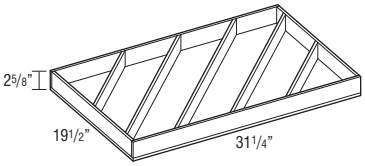


| Model | Application |
|---|---|
| CUDD24 | 24″ Base |
| CUDD30 | 30″ Base |
| CUDD36 | 36″ Base |

- Pre-assembled natural wood drawer insert (does not fit roll trays).
- Available in 24″ deep cabinets only.
- Only compatible with soft-close wood drawers.

| | | |
|---|---|---|
| **CUTLERY INSERT WOOD** (5 DAY) | **CIW15** | 240 |
| | **CIW18** | 250 |
| | **CIW21** | 259 |
| | **CIW24** | 269 |

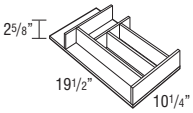


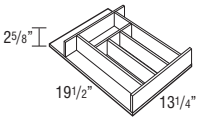


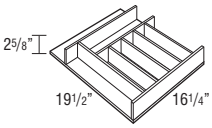


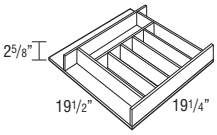


| Model | Application |
|---|---|
| CIW15 | 15″ Base |
| CIW18 | 18″ Base |
| CIW21 | 21″ Base |
| CIW24 | 24″ Base |

- Pre-assembled natural wood drawer insert.

| DESCRIPTION | MODEL | PRICE |
|---|---|---|
| **WOOD TIERED CUTLERY DIVIDER** | **WTCD15** | 641 |
| | **WTCD18** | 666 |
| | **WTCD21** | 692 |
| | **WTCD24** | 717 |

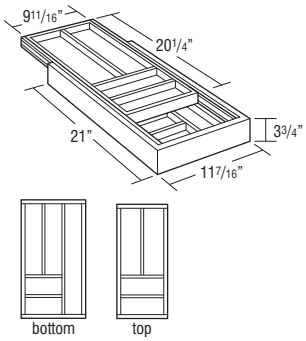


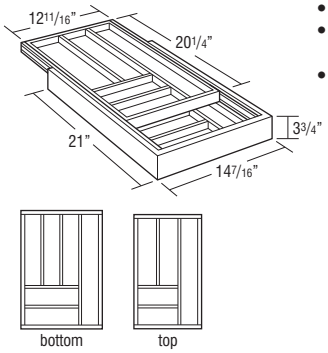


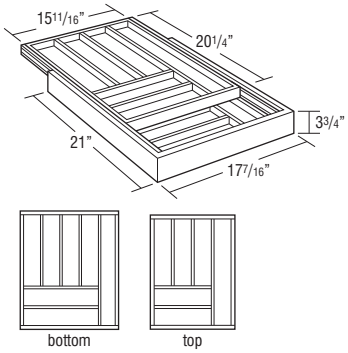


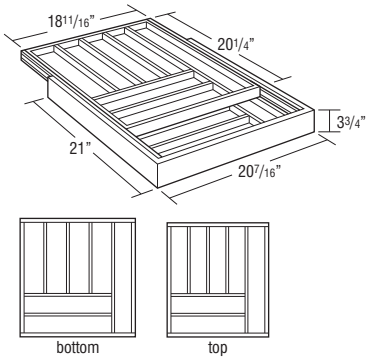


| Model | Application |
|---|---|
| WTCD15 | 15″ Base |
| WTCD18 | 18″ Base |
| WTCD21 | 21″ Base |
| WTCD24 | 24″ Base |

- Replaces standard drawer. Uses existing cabinet member drawer hardware.
- Requires field installation of drawer front.
- For use with 24″ deep cabinets only.
- Exterior WTCD drawer box height is 3 3/4″, interior height of top and bottom tier is 1 3/8″.
- Top divider slides front-to-back.

| DESCRIPTION | MODEL | PRICE |
|---|---|---|
| **STRAIGHT HEAT SHIELD** | **STRTHEATSHIELD** | 144 |
| | **STRTHSHIELDSS** | 170 |

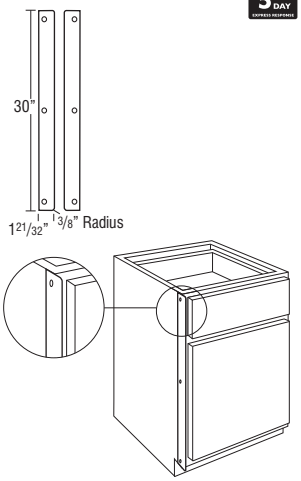


- STRTHEATSHIELD is a pair of 1/16″ thick, white powder coated metal shields.
- STRTHSHIELDSS is a pair of 1/16″ thick, stainless steel metal shields.
- Heat Shield is used to deflect heat from self-cleaning ovens away from cabinet doors and drawer fronts.
- Requires an additional 1/8″ to be added to the manufacturer's recommended space requirement.
- Installs on the side of the face frame of each cabinet adjacent to the oven.

| | | |
|---|---|---|
| **OVEN INSTALLATION KIT** | **OCINSTALLKIT** | 78 |

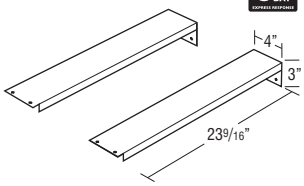


- Recommended for supporting built-in appliances such as ovens, microwaves, and warming drawers. Refer to appliance manufacturer specifications for installation requirements.
- Weight limit is 400 lbs. per pair.

| | | |
|---|---|---|
| **PEG DISH ORGANIZER** | **PDO** (8 Pegs & Board) | 497 |
| | **PDOPOSTS** (4 Pegs) | 126 |

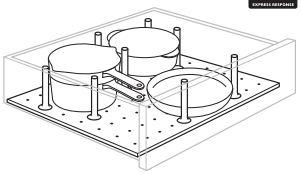

- Recommended for use in 36″ wide Base Two Drawer (B2D) and Base Three Drawer (B3D) cabinets, trimmable for cabinets less than 36″ wide.
- Not recommended for use in roll trays.
- Pegged Board is 19/32″ thick.
- 29 15/16″ x 19 1/2″.
- Pegs are 6″ high.

| DESCRIPTION | MODEL | PRICE |
|---|---|---|
| **SPICE RACK PULL-DOWN, CHROME** | **SPD18C** | 299 |

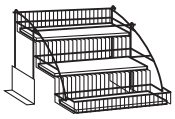

- Spice Rack Pull-down dimensions: 8 15/16″ high x 14 13/16″ wide x 10 5/16″ deep.
- Spice Rack Pull-down requires 3 3/4″ below the bottom edge of the cabinet and 9 1/4″ in front of the cabinet to be fully extended.
- Maximum Weight Capacity: 15 lbs.
- Must be installed on the floor of the cabinet. Cannot be installed on an adjustable shelf.

| | | |
|---|---|---|
| **TIP-OUT TRAY** | **TOT15** | 135 |
| | **TOT18** | 141 |

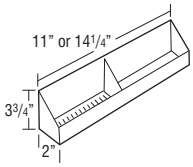


- Kit includes two white plastic trays and one pair of tip-out hinges that attaches to the inside of the false panel.
- One tip-out tray per false panel on cabinets less than 30″ wide and greater than 36″ wide, two tip-out trays attached to one false panel on 30″-36″ wide cabinets.
- Clean using a mild soap and water. Avoid scalding water.
- Tip-out trays are stain resistant, moisture resistant plastic to allow storage of sponges and other cleaning materials.

| Model | Size | Application |
|---|---|---|
| TOT15 | 11″w x 2″d x 3 3/4″h | SB30, SB33 |
| TOT18 | 14 1/4″w x 2″d x 3 3/4″h | SB21, SB24, SB27, SB36, SB39, SB42, SB45 |

| | | |
|---|---|---|
| **TRAY DIVIDER KIT, CHROME** | **TDKC** | 76 |

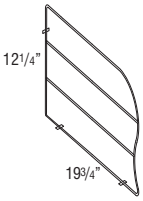


- Includes 1 divider, 3 clips, and 3 screws.
- Tray divider is chrome wire.

| DESCRIPTION | MODEL | PRICE |
|---|---|---|
| **TRAY DIVIDER ROLL-OUT** | **TDRO12** | 404 |
| | **TDRO15** | 420 |

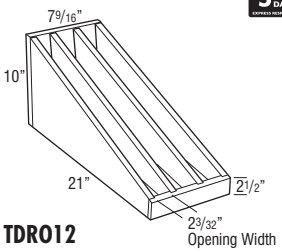


**TDRO12**

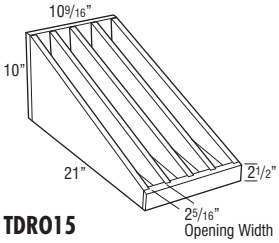


**TDRO15**

- TDRO12: 2 removable dividers (3 compartments).
- TDRO15: 3 removable dividers (4 compartments).
- Utilizes soft-close undermount guides.
- Installation hardware included.

| | | |
|---|---|---|
| **WINE GLASS HOLDER** | **WGH30** (7 slots) | 396 |
| | **WGH36** (8 slots) | 423 |

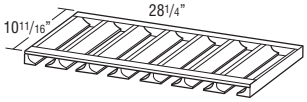


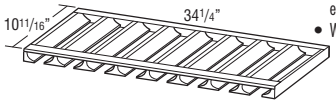


- Maximum wine glass base is 3″ diameter.
- May be trimmed to fit smaller cabinets.
- Designed for installation under a wall cabinet (between end panels and behind face frame).
- Wine Glass Holder is finished.

**Species Availability**

| Cherry | Maple | Oak | Laminate | Painted |
|---|---|---|---|---|
| • | • | • | Painted | • |

## ROLL TRAY KITS

### ROLL TRAY KIT

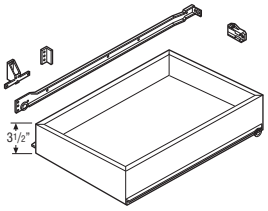


NSCFB

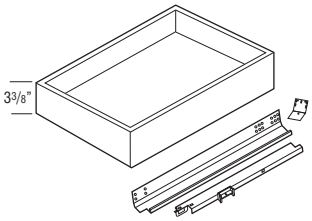


SC

| DESCRIPTION | MODEL | PRICE |
|---|---|---|
| ROLL TRAY KIT | RTK12SM | 249 |
| | RTK15SM | 261 |
| | RTK18SM | 272 |
| | RTK21SM | 284 |
| | RTK24SM | 295 |
| | RTK27SM | 307 |
| | RTK30SM | 318 |
| | RTK33SM | 330 |
| | RTK36SM | 341 |
| | RTK39SM | 353 |
| | RTK45SM | 376 |
| | RTK12 | 289 |
| | RTK15 | 301 |
| | RTK18 | 312 |
| | RTK21 | 324 |
| | RTK24 | 335 |
| | RTK27 | 347 |
| | RTK30 | 358 |
| | RTK33 | 370 |
| | RTK36 | 381 |
| | RTK39 | 393 |
| | RTK45 | 416 |

| Model | RTK_SM Width | RTK Width | Application |
|---|---|---|---|
| RTK12 | 7 9/16″ | 7 3/4″ | B12, U12 |
| RTK15 | 10 9/16″ | 10 3/4″ | B15, B15RT, U15 |
| RTK18 | 13 9/16″ | 13 3/4″ | B18, B18RT, U18 |
| RTK21 | 16 9/16″ | 16 3/4″ | B21, B21RT, U21, B42 |
| RTK24 | 19 9/16″ | 19 3/4″ | B24, B24RT, U24, B48 |
| RTK27 | 22 9/16″ | 22 3/4″ | B27, B27RT, U27 |
| RTK30 | 25 9/16″ | 25 3/4″ | B30, B30RT, U30 |
| RTK33 | 28 9/16″ | 28 3/4″ | B33, B33RT, U33 |
| RTK36 | 31 9/16″ | 31 3/4″ | B36, B36RT, U36 |
| RTK39 | 15 1/16″ | 15 1/4″ | B39 |
| RTK45 | 18 1/16″ | 18 1/4″ | B45 |

- RTK _ _ SM and RTK include roll tray, roll tray brackets, hardware, screws, and installation instructions.
- Exterior dimensions of roll tray are 21″ deep x 3 3/8″ tall (fits standard 24″ deep cabinet).
- All kits will contain 1 roll tray. For 39″ - 48″ cabinets must order qty of 2 to achieve a roll tray in both cabinet openings.
- RTK _ _ SM for use with NSCFB modification only. RTK _ _ SM guides do not have soft-close feature. RTK _ _ guides have soft-close feature.

| Custom Modifications |
|---|
| CD |
| • |

## STAIN, PAINT, & TOUCH-UP TOOLS

### STAIN & PAINT

| DESCRIPTION | MODEL | PRICE |
|---|---|---|
| STAIN & PAINT | PAINTQUART | 149 |
| | STAINQRTKIT | 254 |
| | SSC | 81 |
| | SSCCLEAR | 81 |

- Wiping stains can be sprayed at low pressure.
- Specify finish name and wood type when ordering stain.
- PAINTQUART and STAINQRTKIT sold in quarts.
- SSC is a 384 mL aerosol can available in Paints and laminate colors.
- SSCCLEAR is a 384 mL aerosol can in clear.

### TOUCH-UP TOOLS

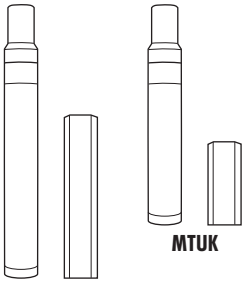

TUK

MTUK

| DESCRIPTION | MODEL | PRICE |
|---|---|---|
| TOUCH-UP TOOLS | TUK | 116 |
| | MTUK | 60 |
| | GLAZEPEN | 68 |

- Touch-up Kit includes a full size touch-up marker and a full size fill stick. No glaze pen included with glaze finishes.
- Mini Touch-up Kit includes a small touch-up marker and a small fill stick. No glaze pen included with glaze finishes.
- GLAZEPEN available in glaze colors only.
- GLAZEPEN works on finished doors and does not require a separate top coat.

### CABINET CLEANING KIT

| DESCRIPTION | MODEL | PRICE |
|---|---|---|
| CABINET CLEANING KIT | CABCLEANKIT | 66 |

- Cabinet Cleaning Kit includes one 16 ounce spray bottle of cleaning solution and a small microfiber cloth.
- Safe for use on wood and laminate cabinet surfaces.

## GUIDE KITS AND PARTS

| DESCRIPTION | MODEL | PRICE |
|---|---|---|
| **DRAWER GUIDE KIT** (5 DAY) | **DGK21D2DDFX** | 370 |
| | **DGK24D2DDFX** | 385 |

- Side-mount progressive full extension guide utilized on all drawers of D2D _ _ 2921FDD cabinets.
- 125 lb. weight capacity per pair.
- Kit includes guide hardware for one drawer box (cabinet and drawer members, mounting rails, and screws).
- Dimension refers to cabinet depth.

| | | |
|---|---|---|
| | **DGKIT12** | 180 |
| | **DGKIT15** | 187 |
| | **DGKIT18** | 195 |
| | **DGKIT21** | 202 |
| | **DGKIT24** | 209 |

- Undermount full extension soft-close premium guide utilized on all standard height wood dovetail cabinet drawers and deep drawers.
- 75 lb. weight capacity per pair.
- Kit includes guide hardware for one drawer box (cabinets and drawer members, sockets and screws).
- Dimension refers to cabinet depth.

| | | |
|---|---|---|
| | **DGK18SM** | 51 |
| | **DGK21SM** | 53 |
| | **DGK24SM** | 55 |

- SM–Furniture board drawer side-mount guide used on drawers with NSCFB mod.
- 3/4" extension.
- 75 lb. weight capacity per pair.
- Kit includes guide hardware for one drawer box (cabinets and drawer members, sockets and screws)
- Dimension refers to cabinet depth.

| | | |
|---|---|---|
| | **DGKIT12RT** | 180 |
| | **DGKIT15RT** | 187 |
| | **DGKIT18RT** | 195 |
| | **DGKIT21RT** | 202 |
| | **DGKIT24RT** | 209 |

- Undermount full extension soft-close premium guide utilized on roll trays.
- 75 lb. weight capacity per pair.
- Kit includes guide hardware for one roll tray (cabinets and drawer members, sockets and screws).
- Dimension refers to cabinet depth.

| | | |
|---|---|---|
| | **DGK18SMRT** | 51 |
| | **DGK21SMRT** | 53 |
| | **DGK24SMRT** | 55 |

- Side-mount guide used on roll trays with NSCFB mod.
- 3/4 extension.
- 75 lb. weight capacity per pair.
- Kit includes guide hardware for one roll tray (cabinets and drawer members, sockets and screws).
- Dimension refers to cabinet depth.

| DESCRIPTION | MODEL | PRICE |
|---|---|---|
| **BACK SOCKET** (5 DAY) | **BKSOCKET-12D** | 64 |
| | **BKSOCKET** | 64 |
| | **BKSOCKET-RT** | 64 |
| | **BKSOCKET-SM** | 64 |

- BKSOCKET-12D used with soft-close drawer guides and roll tray guides (12″ deep).
- BKSOCKET used with soft-close drawer guides (15-24″ deep).
- BKSOCKET-RT used with soft-close roll tray guides (15-24″ deep).
- BKSOCKET-SM used with side-mount drawer guides (NSCFB mod).
- Sold in pairs.

| | | |
|---|---|---|
| **DRAWER BOX LOCK** (5 DAY) | **DGBOXLOCK-12D** | 54 |
| | **DGBOXLOCKB9-12D** | 54 |
| | **DGBOXLOCK** | 54 |
| NEW | **DGBOXLOCKRT** | 54 |
| | **DGBOXLOCKB9** | 54 |

- DGBOXLOCK-12D used with soft-close drawer guides (12″ deep).
- DGBOXLOCKB9-12D used with soft-close drawer guides on cabinets with drawers with a face frame opening of 7 1/2" or less (12″ deep).
- DGBOXLOCK used with soft-close drawer guides (15″-24″ deep).
- DGBOXLOCKRT used with soft-close roll tray guides.
- DGBOXLOCKB9 used with soft-close drawer guides on cabinets with drawers with a face frame opening of 7 1/2" or less (15″-24″ deep).
- Sold in pairs.

| | | |
|---|---|---|
| **FALSE PANEL CLIP** (5 DAY) | **FALSEPNLCLIP50** | 11 /pair |
| | **PFALSEPNLCLIP50** | 11 /pair |

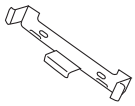

- Clips come in pairs of two.
- Use to secure false front on sink base.

| | | |
|---|---|---|
| **ROLL TRAY BRACKET** (5 DAY) | **RTKBRKTSM** | 65 |
| | **RTKBRKT** | 63 |

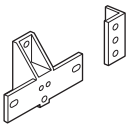

**RTKBRKTSM**

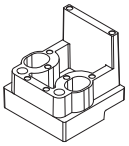

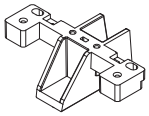

**RTKBRKT**

- For use with roll tray hardware to prevent interference with door hinges. Also included in roll tray hardware kit.
- RTKBRKTSM for use with roll trays with NSCFB mod.
- RTKBRKT for use with standard roll trays.
- Includes four end panel brackets, two vertical stile brackets, and screws.

| DESCRIPTION | MODEL | PRICE |
|---|---|---|
| **HINGES** | | |
| **HINGE** | **HNG107PO**<br>• Integrated soft-close.<br>• 6-way adjustable.<br>• 1/2″ partial overlay 107° hinge.<br>• For use on all partial overlay cabinets not specified by other hinges.<br>• For use on full overlay styles: Wall and Base Transition Cabinets, Wall Diagonal and Base Cabinets, and 36″ Sink Base Diagonal and Fronts.<br>• Sold in pairs. | 40 |
| | **HNG107FO**<br>• Integrated soft-close.<br>• 6-way adjustable.<br>• Full overlay 107° hinge.<br>• For use on all full overlay cabinets not specified by other hinges.<br>• Sold in pairs. | 40 |
| | **HNG107FM**<br>• Integrated soft-close.<br>• 4-way adjustable.<br>• Full overlay face-mount 107° hinge.<br>• For use on OCS, OCD, OCSMW and 36″-42″ high WMWS cabinets.<br>• Sold in pairs. | 40 |
| | **HNG107PONSC**<br>• 6-way adjustable.<br>• 1/2″ partial overlay 107° hinge<br>• For use on full overlay styles with NSCH modification: Wall and Base Transition Cabinets, Wall Diagonal and Base Cabinets, and 36″ Sink Base Diagonal and Fronts.<br>• Sold in pairs. | 29 |
| | **HNG107FONSC**<br>• 6-way adjustable.<br>• Full overlay 107° hinge.<br>• For use on all full overlay cabinets with NSCH modification and not specified by other hinges.<br>• Sold in pairs. | 29 |
| | **HNG107FMNSC**<br>• 4-way adjustable.<br>• Full overlay face-mount 107° hinge.<br>• For use on OCS, OCD, OCSMW and 36″-42″ high WMWS cabinets with NSCH modification.<br>• Sold in pairs. | 15 |
| | **HNG90INSCNR**<br>• 90° Corner Self-closing Center Hinge<br>• Connects bi-fold doors together.<br>• For use as center hinge on BER and WER cabinets.<br>• Sold in pairs. | 104 |
| | **HNG170**<br>• 170° Hinge<br>• Connects bi-fold doors to frame.<br>• For use on BSC, BER, and WER cabinets.<br>• Sold in pairs. | 89 |
| | **HNGMIRROR**<br>• Mirror hinge.<br>• For use on VWRM cabinets.<br>• Sold in pairs. | 16 |

| DESCRIPTION | MODEL | PRICE |
|---|---|---|
| **HINGE RESTRICTOR CLIP** | **HNGRESCLIP**<br>• For use in applications with cabinets installed at varying depths to prevent the door damage caused by opening into an adjacent cabinet.<br>• Restricts hinges to 86° opening capability.<br>• Works only with the HNG107PO and HNG107FO.<br>• Not recommended for cabinets with roll trays specified in partial overlay styles.<br>• Sold in pairs. | 16 |
| **HINGE SHIM** | **HNGSHIMSIDE5**<br>• Install between the face frame and hinge to allow additional adjustment of doors. Can be used to reduce gap between butt doors.<br>• Each shim is 1/32″ thick and can be stacked to achieve desired overlay reduction.<br>• Pack of 5 metal shims.<br>• Compatible with all hinges except face-mount. | 23 |
| | NEW **HNGSHIMDEP5**<br>• Intended for door adjustment in field to reduce appearance of a slight warp in a door. Insert against the door, behind cup of hinge, opposite of warp.<br>• HNGSHIMDEP5 sold in packs of five. | 23 |

| DESCRIPTION | MODEL | PRICE |
|---|---|---|

## DOORS, DRAWER FRONTS AND DRAWERS

| | | |
|---|---|---|
| **PART, REPLACEMENT DOOR** (5 DAY EXPRESS RESPONSE) | **Standard Door Size, 18″ High or Less** | 377 |
| | **Standard Door Size, 21″ to 30″ High** | 472 |
| | **Standard Door Size, 33″ or Higher** | 663 |
| | **Standard Door Size, No Hinge Route 18″ High or Less** | 377 |
| | **Standard Door Size, No Hinge Route, 21″ to 30″ High** | 472 |
| | **Standard Door Size, No Hinge Route, 33″ or Higher** | 663 |
| **PART, REPLACEMENT DRAWER FRONT** | **Any Drawer Front Only** | 174 |

- All applicable modification and premium finish upcharges will apply.
- Door heights are based on full overlay for equivalent applications.
- Backs of "NO HINGE ROUTE" doors may have identification marks, be unfinished, and have 3/16" diameter holes used during finish processing. For these reasons, these doors are not suitable for use as cabinet doors.

| | | |
|---|---|---|
| **PART, REPLACEMENT DRAWER** (5 DAY EXPRESS RESPONSE) | **Complete Drawer** | 278 |
| | **Drawer Box Only** | 248 |

- All applicable modification and premium finish upcharges will apply.
- Complete Drawer and Drawer Box Only do not include drawer guides. They must be ordered separately.

## MISCELLANEOUS PARTS

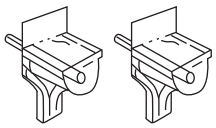

**SHELFPEGS**

| | |
|---|---|
| (5 DAY EXPRESS RESPONSE) **BRKOFFSCREW** (pkg. 25) | 8 |
| **INSTALLSCR4** (pkg. 4) | 6 |
| **INSTALLSCREWS** (pkg. 100) | 25 |
| **GLSINSCLIPADJ** | 25 |
| **BUMPERPADS** (pkg. 25) | 10 |
| **SHELFPEGS** (pkg. 24) | 15 |

- BRKOFFSCREW is a pack of 25 breakaway screws for use with decorative hardware pulls and knobs.
- INSTALLSCR4 and INSTALLSCREWS are screws for cabinet installation through the cabinet back to the wall studs (includes a pack of 4 or 100).
- GLSINSCLIPADJ: 6 retainer clips and a variety of rubber feet for use with glass inserts in mullion and cut-for-glass doors. For use on all laminate doors only.
- SHELFPEGS are 3mm steel pins with clear plastic shoulders.

| Description | Code | Page Number |
|---|---|---|
| Angled Fluted/Plain Reversible Fillers | FAR | 125 |
| Back Socket | BKSOCKET | 154 |
| Base | B | 64 |
| Base Angle End Double 135° | BAED24 | 78 |
| Base Blind Reduced Width | BBRW | 75 |
| Base Box Column Filler | BBCF | 125 |
| Base Box Column Pull-out | BBC.PO | 82 |
| Base Box Column Pull-out w/Overlay | BBC.POOL | 82 |
| Base Cubby Vertical | BCUBV6 | 81 |
| Base Diagonal | BD36 | 76 |
| Base Diagonal w/Lazy Susan, Plywood | BD36LSPW | 76 |
| Base Easy Reach | BER | 76 |
| Base Easy Reach w/Lazy Susan, Plywood | BER..LSPW | 77 |
| Base Easy Reach w/Pole Lazy Susan, White | BER36PLS | 75 |
| Base End Panel Pole Lazy Susan | BEPPLS | 128 |
| Base End Panel w/Attached Filler | BEP | 128 |
| Base End Panel w/Attached Filler | BEPF | 129 |
| Base End Skin | BES | 126 |
| Base End Skin w/Single Decorative Door | BESDD | 131 |
| Base Four Drawer | B4D | 80 |
| Base Four Drawer w/Wood Tiered Cutlery Divider | B4D..WTCD | 80 |
| Base Microwave Shelf | BMWS | 84 |
| Base Microwave Shelf w/Deep Drawer | BMWS..DD | 84 |
| Base Microwave w/Deep Drawer Trimmable | BMW..DDT | 83 |
| Base Oven Cut-out Trimmable | BOC..T | 83 |
| Base Overlay Filler | BOL | 124 |
| Base Panel w/Filler Attached, Furniture Ends | BEPF..FPE | 130 |
| Base Pantry Pull-out | BPP | 81 |
| Base Pantry Pull-out w/Utensil Canisters | BPP.U | 82 |
| Base Pantry Pull-out w/Utensil Canisters, Knife Block | BPP..UK | 82 |
| Base Peninsula Blind | BPB24 | 84 |
| Base Peninsula Blind, Full Height Door | BPB24FH | 84 |
| Base Range Drop-in | BRD36 | 83 |
| Base Range Drop-in, Two Drawers | BRD2D36 | 79 |
| Base SuperCabinet™ | BSC.. | 66 |
| Base Three Drawer | B3D | 79 |
| Base Three Drawer w/Wood Tiered Cutlery Divider | B3D..WTCD | 79 |
| Base Transition | BTR | 78 |
| Base Two Drawer | B2D | 78 |
| Base Two Drawer w/Roll Tray | B2D..RT | 79 |
| Base w/Full Height Door | B.FH | 65 |
| Base w/Mixer Shelf, Full Height Door | B..MIXFH | 68 |
| Base w/Roll Trays | B..RT | 66 |
| Base w/Tray Divider | B.TD | 67 |
| Base w/Tray Divider Roll-out | B..TDRO | 67 |
| Base w/Tray Divider, Full Height Door | B.TDFH | 68 |
| Base Wastebasket | BWB, BWBD | 80 |
| Base Wastebasket, Full Height Door | BWB..FH, BWBD..FH | 81 |
| Blower | BLOWER | 62 |
| Bumper Pad | BUMPERPADS | 156 |
| Cabinet Cleaning Kit | CABCLEANKIT | 153 |
| CabMat™ | CABMAT, CABMATV | 150 |
| Conversion | CONVERSION | 62 |
| Cooking Utensil Divider Diagonal | CUDD | 150 |
| Corbel, Art and Crafts Open | C-ARTCRAFTOP | 144 |
| Corbel, Art, 9 | C-ART9 | 144 |
| Corbel, Classic Revival, 9 | C-CLSREV9 | 144 |
| Corbel, Mission, 9 | C-MIS9 | 144 |
| Corbel, Old World | C-OWD5 | 144 |
| Corbel, Scroll, 13 | C-SCROLL13 | 144 |
| Corbel, Snack Bar | C-SB | 144 |
| Cutlery Insert Wood | CIW | 150 |
| Decorative Hardware | HKB, HPL | 146 |
| Desk | D | 108 |
| Desk Leg, Wood | DDL29WD | 130 |
| Desk Organizer | DORG | 56 |
| Desk Three Drawer | D3D | 108 |
| Desk Two Drawer w/File Drawer Double | D2D……FDD | 108 |
| Desk Under-counter Drawer | DUCD | 109, 120 |
| Desk Under-counter Drawer Trimmable | DUCDT | 109, 120 |
| Desk w/File Drawer | D……FD | 108 |
| Drawer Box Lock | DGBOXLOCK | 154 |
| Drawer Guide Kit | DGK..D2DDFX. DGKIT, DGK..SM, DGK..SMRT | 154 |
| False Panel Clip | FALSEPNLCLIP50, PFALSEPNLCLIP50 | 154 |
| Filler | F | 123 |
| Filler Corner | FC330 | 123 |
| Filler Full Height | F...FH | 123 |
| Filter Charcoal | FILTERCHAR | 62 |
| Foot, Craftsman | FT-CRAFT | 143 |
| Foot, Kensington | FT-KENS | 143 |
| Foot, Lille | FT-LI | 143 |
| Foot, Tapered 2-Sided | FT-TP2S | 143 |
| Foot, Tulip | FT-TULIP | 143 |
| Foot, Tulip Toekick | FT-TULIPTK | 143 |
| Furniture Base Drawer | FB1D | 110 |
| Furniture Drawer | F1D | 109 |
| Furniture Tall Bookcase | FTBK | 107 |
| Furniture Wall Bookcase | FWBK | 106 |
| Glass Insert Clips | GLSINSCLIPADJ | 156 |
| Glaze Pen | GLAZEPEN | 153 |
| Hinge | HNG | 155 |
| Hinge Restrictor Clip | HNGRESCLIP | 155 |
| Hinge Shim | HNGSHIMSIDE5, HNGSHIMDEP5 | 155 |
| Leg, Empire | L-EMPIRE | 142 |
| Leg, English Country | L-ENGCNTY | 142 |
| Leg, English Country, 5_ | L-ENGCNTY5 | 140 |
| Leg, Estate Small | L-ESTATES | 140 |
| Leg, Metro, 3_ | L-METRO3 | 141 |
| Leg, Mission | L-MIS | 141 |
| Leg, Spool | L-SPOOL | 142 |
| Leg, Square, 3 | L-SQ3 | 141 |
| Leg, Square, 5 | L-SQ5 | 142 |
| Leg, Square,4 | L-SQ4 | 141 |
| Leg, Tapered 2-Sided | L-TP2S | 141 |
| Leg, Tapered 4 Sided | L-TP4S | 141 |
| Leg, Turned Post | L-TURNEDPOST | 142 |
| Linen w/Drawer | L1D….ALV, L1D | 121 |
| Linen w/Drawer, Removable Hamper | L1D1884H | 121 |
| Mini Touch Up Kit | MTUK | 153 |
| Moulding Stack | M-ST | 132 |
| Moulding, Baseboard Furniture | M-BBFR8 | 138 |
| Moulding, Baseboard Shaker | M-BBSHKR8 | 138 |
| Moulding, Baseboard Traditional | M-BBTR8 | 138 |
| Moulding, Batten | M-BATTEN8 | 137 |
| Moulding, Batten Small | M-BATTENS8 | 137 |
| Moulding, Countertop Edge Traditional | M-CTET8 | 137 |
| Moulding, Crown Classic Tall w/Cleat | M-CRCLST8C | 135 |
| Moulding, Crown Cornice Tall w/Cleat | M-CRCOT8C | 135 |
| Moulding, Crown Cove Small | M-CRCOVES8 | 135 |
| Moulding, Crown Cove w/Cleat | M-CRCOVE8C | 135 |
| Moulding, Crown Insert | M-CRINS8 | 135 |
| Moulding, Crown Shaker | M-CRSHKR8 | 135 |
| Moulding, Crown Small | M-CRS8 | 136 |
| Moulding, Crown Solid Wood Tall | M-CRSWT8 | 136 |
| Moulding, Crown Starter Shaker w/Cleat | M-CRSTRS8C | 137 |
| Moulding, Crown Starter Soffit Filler w/Cleat | M-CRSSF8C | 137 |
| Moulding, Crown Starter w/Cleat | M-CRSTR8C | 137 |

| Description | Code | Page Number |
|---|---|---|
| Moulding, Crown Straight Angle | M-CRSA8 | 135 |
| Moulding, Crown Straight Angle Small w/Cleat | M-CRSAS8C | 135 |
| Moulding, Crown Straight Angle Tall w/Cleat | M-CRSAT8C | 135 |
| Moulding, Crown Straight Angle w/Cleat | M-CRSA8C | 135 |
| Moulding, Crown Traditional | M-CRTR8 | 136 |
| Moulding, Crown Traditional Medium | M-CRTRM8 | 135 |
| Moulding, Crown Traditional Small | M-CRTRS8 | 136 |
| Moulding, Crown Victorian | M-CRV8 | 136 |
| Moulding, Inside Corner | M-IC8 | 139 |
| Moulding, Large Outside Corner D | M-LOSCD8 | 139 |
| Moulding, Library | M-LBR8 | 137 |
| Moulding, Light Rail | M-LR8 | 139 |
| Moulding, Light Rail Baffle | M-LRB8 | 139 |
| Moulding, Light Rail Cabinet Panel Edge | M-LRCPE8 | 137 |
| Moulding, Light Rail Cabinet Panel Edge Square | M-LRCPES8 | 138 |
| Moulding, Light Rail Cap | M-LRCAP8 | 138 |
| Moulding, Light Rail Furniture Base | M-LRFB8 | 139 |
| Moulding, Light Rail Small | M-LRS8 | 139 |
| Moulding, Light Rail Valley Forge | M-LRVFR8 | 139 |
| Moulding, Mirror Frame | M-MF8 | 137 |
| Moulding, Ogee | M-OGEE8 | 137 |
| Moulding, Outside Corner | M-OC8 | 139 |
| Moulding, Outside Corner Angled 135° | M-OCA8 | 139 |
| Moulding, Quarter Round | M-QR8 | 139 |
| Moulding, Scribe | M-SCRIBE8 | 137 |
| Moulding, Shoe | M-SHOE8 | 139 |
| Moulding, Single Bead Edge | M-SBE8 | 137 |
| Moulding, Soffit A | M-SOFFITA8 | 139 |
| Moulding, Soffit E | M-SOFFITE8 | 139 |
| Moulding, Soffit T | M-SOFFITT8 | 138 |
| Moulding, Toekick Cap | M-TKC | 138 |
| Moulding, Toekick, Laminate White | M-TK8LW | 138 |
| Moulding, Toekick, Wood | M-TK8WD | 138 |
| Moulding, Triple Bead Edge | M-TBE8 | 138 |
| Moulding, Triple Bead Pilaster | M-TBP8 | 138 |
| Oven Cabinet Double Trimmable | OCD….T | 99 |
| Oven Cabinet Double w/Deep Drawer Trimmable | OCD….DDT | 101 |
| Oven Cabinet Double w/Deep Drawer, Narrow Stile | OCD….DDN | 102 |
| Oven Cabinet Double w/Narrow Stile | OCD….N | 100 |
| Oven Cabinet Single Trimmable | OCS….T | 97 |
| Oven Cabinet Single w/Microwave, Deep Drawer Trimmable | OCSMW….DDT | 103 |
| Oven Cabinet Single w/Microwave, Deep Drawer, Narrow Stile | OCSMW….DDN | 104 |
| Oven Cabinet Single w/Narrow Stile | OCS….N | 98 |
| Oven Installation Kit | OCINSTALLKIT | 151 |
| Overlay Filler Modified Full Overlay | OLMFO | 124 |
| Paint Quart | PAINTQUART | 153 |
| Panel | PNL | 127 |
| Peg Dish Organizer | PDO, PDOPOSTS | 151 |
| Roll Tray Kit | RTK | 153 |
| Roll Tray Kit Plug in Bracket | RTKBRKTSM, RTKBRKT | 154 |
| Roll Tray Kit, Side-mount | RTK..SM | 153 |
| Screw Breakoff | BRKOFFSCREW | 156 |
| Screw Installation | INSTALLSCR4, INSTALLSCREWS | 156 |
| Shelf Kit, Base | S-KTB | 145 |
| Shelf Kit, Glass | S-KTG | 145 |
| Shelf Kit, Wall | S-KTW | 145 |
| Shelf Peg | SHELFPEGS | 156 |
| Shelf, Exterior | S-E | 145 |
| Shelf, Floating | S-FL | 144 |
| Sink Base | SB | 68 |
| Sink Base Diagonal | SBD | 72 |
| Sink Base Diagonal Bottom Panel Only | SBDBPNL | 72 |
| Sink Base Diagonal w/Angled Ends Front Only | SBD..FRT | 72 |
| Sink Base SuperCabinet™ w/Tip-out Tray | SBSC36TO | 71 |
| Sink Base SuperCabinet™ w/Tip-out Tray, CabMat™ | SBSC36TOCM | 71 |
| Sink Base w/CabMat™ | SB..CM | 69 |
| Sink Base w/Tall Apron | SBTA | 73 |
| Sink Base w/Tall Apron w/CabMat™ | SBTA..CM | 73 |
| Sink Base w/Tip-out Tray | SB..TO | 69 |
| Sink Base w/Tip-out Tray w/CabMat™ | SB..TOCM | 70 |
| Spice Rack Pull-down, Chrome | SPD18C | 152 |
| Spray Can | SSC | 153 |
| Spray Can, Clear | SSCCLEAR | 153 |
| Stain Quart Kit | STAINQRTKIT | 153 |
| Straight Heat Shield | STRTHEATSHIELD, STRTHSHIELDSS | 151 |
| Tall Box Column Filler | TBCF | 126 |
| Tall End Panel | TEP | 128 |
| Tall End Panel w/Attached Filler | TEPF | 129 |
| Tall End Panel w/Attached Filler, Furniture Ends | TEPF..FPE | 130 |
| Tall End Skin | TES | 127 |
| Tall End Skin w/Single Decorative Door | TESDD | 131 |
| Tall Overlay Filler | TOL | 124 |
| Tall Wall End Panel | TWEP | 128 |
| Tall Wall End Skin | TWES | 127 |
| Tip-out Tray | TOT | 152 |
| Touch Latch | TOUCHLATCH | 149 |
| Touch Up Kit | TUK | 153 |
| Tray Divider Kit, Chrome | TDKC | 152 |
| Tray Divider Roll-out | TDRO | 152 |
| Universal Access Base | UAB | 86 |
| Universal Access Base Easy Reach w/ Lazy Susan, Plywood | UAB36LS..PW | 87 |
| Universal Access Base Microwave Shelf w/ Deep Drawer | UABMWS30DD | 88 |
| Universal Access Base Three Drawer | UAB3D | 88 |
| Universal Access Sink Base | UASB | 86 |
| Universal Access Sink Base w/Removable Front | UASBRF | 86 |
| Universal Access Vanity Sink Base w/ Angled Knee Space | UAVSBAKS | 88 |
| Universal Access Vanity Sink Base w/ Removable Cabinet | UAVSBRC | 88 |
| Utility | U | 93 |
| Utility w/Roll Trays | U….RT | 95 |
| Utility Wall | UW | 90 |
| Valance, Arch | VAL.A | 140 |
| Valance, Furniture | VAL.F | 140 |
| Valance, Raised Panel Arch | VAL.RPA | 140 |
| Valance, Recessed Panel Straight | VAL.P | 140 |
| Vanity Base | VB | 113 |
| Vanity Base Four Drawer | VB4D | 114 |
| Vanity Base Three Drawer | VB3D | 114 |
| Vanity Collection A w/Two Drawers | VCA2 | 114 |
| Vanity Collection A w/Two Narrow Drawers | VCA2N | 114 |
| Vanity Collection C w/Three Drawer Base | VCC3 | 114 |
| Vanity Collection C w/Three Drawer Base, False Panel | VCC3D..FP | 118 |
| Vanity Collection D w/Six Drawers | VCD6D | 119 |
| Vanity Collection E | VCE | 115 |
| Vanity Desk Leg | VDL32WD | 130 |
| Vanity Mirror | VM | 122 |
| Vanity Sink Base | VSB | 112 |
| Vanity Wall | VW24306 | 121 |
| Vanity Wall Mirror | VW24305M | 122 |
| Vanity Wall Recessed Medicine w/Mirror | VWRM16274M | 122 |
| Vanity Wall Recessed Medicine w/Mirror Tri-view | VWRM….MTV | 122 |
| Vanity Wall w/Open Shelf | VW273090S | 121 |
| Wall | W | 32 |

| Description | Code | Page Number |
|---|---|---|
| Wall Angle End | WAE | 51 |
| Wall Appliance Garage | WAG | 53 |
| Wall Blind | WB | 46 |
| Wall Box Column Filler | WBCF | 125 |
| Wall Box Column Pull-out | WBC.30PO | 53 |
| Wall Box Column Pull-out w/Overlay | WBC.30POOL | 54 |
| Wall Cubby Horizontal | WCUBH | 55 |
| Wall Diagonal | WD | 47 |
| Wall Diagonal Appliance Garage | WDAG | 53 |
| Wall Diagonal Stacked | WDST | 48 |
| Wall Diagonal w/Lazy Susan, Plywood | WD24 .. LSPW | 49 |
| Wall Easy Reach | WER | 50 |
| Wall End Panel | WEP | 128 |
| Wall End Shelf Radius w/Square Top and Bottom | WESRSTB | 51 |
| Wall End Skin | WES | 126 |
| Wall End Skin w/Single Decorative Door | WESDD | 131 |
| Wall Message Center | WMC | 56 |
| Wall Microwave Shelf | WMWS | 51 |
| Wall Microwave Trimmable | WMW.....T | 52 |
| Wall Overlay Filler | WOL | 124 |
| Wall Spice Pull-out | WSP | 54 |
| Wall Stacked | WST | 43 |
| Wall Three Drawer | W3D | 45 |
| Wall Top Hinge | WTH | 33 |
| Wall Wine Lattice | WWL | 55 |
| Wall Wine X | WWX | 55 |
| Wine Glass Holder | WGH | 152 |
| Wood Hood Artisan Square | WHASQ | 57 |
| Wood Hood Canopy Batten Straight | WHCBS | 61 |
| Wood Hood Canopy Square | WHCSQ | 60 |
| Wood Hood Canopy Tapered | WHCTP | 60 |
| Wood Hood Chimney | WHC | 59 |
| Wood Hood Chimney Tall | WHCT | 59 |
| Wood Hood Craftsman Straight | WHCRFST | 57 |
| Wood Hood Shiplap Chimney | WHSLPC | 59 |
| Wood Hood Shiplap Tapered | WHSLPTP | 59 |
| Wood Hood Signature Mantel | WHSGM | 58 |
| Wood Hood Simple Chimney | WHSMC | 60 |
| Wood Hood Simple Tapered | WHSMTP | 60 |
| Wood Hood Square | WHSQ | 58 |
| Wood Hood Square Flat Panel | WHSQFP | 58 |
| Wood Hood Waterfall | WHWFL | 57 |
| Wood Tiered Cutlery Divider | WTCD | 151 |

| Code | Page Number |
|---|---|
| B | 64 |
| B..MIXFH | 68 |
| B..RT | 66 |
| B..TDRO | 67 |
| B.FH | 65 |
| B.TD | 67 |
| B.TDFH | 68 |
| B2D | 78 |
| B2D..RT | 79 |
| B3D | 79 |
| B3D..WTCD | 79 |
| B4D | 80 |
| B4D..WTCD | 80 |
| BAED24 | 78 |
| BBC.PO | 82 |
| BBC.POOL | 82 |
| BBCF | 125 |
| BBRW | 75 |
| BCUBV6 | 81 |
| BD36 | 76 |
| BD36LS..PW | 76 |
| BEP | 128 |
| BEPF | 129 |
| BEPF..FPE | 130 |
| BEPPLS | 128 |
| BER | 76 |
| BER..LSPW | 77 |
| BER36PLS | 75 |
| BES | 126 |
| BESDD | 131 |
| BKSOCKET | 154 |
| BLOWER | 62 |
| BMW..DDT | 83 |
| BMWS | 84 |
| BMWS..DD | 84 |
| BOC..T | 83 |
| BOL | 124 |
| BPB24 | 84 |
| BPB24FH | 84 |
| BPP | 81 |
| BPP..UK | 82 |
| BPP.U | 82 |
| BRD2D36 | 79 |
| BRD36 | 83 |
| BRKOFFSCREW | 156 |
| BSC30PR | 66 |
| BSC30RP | 66 |
| BSC36PRP | 66 |
| BTR | 78 |
| BUMPERPADS | 156 |
| BWB, BWBD | 80 |
| BWB..FH, BWBD..FH | 81 |
| C-ART9 | 144 |
| C-ARTCRAFTOP | 144 |
| C-CLSREV9 | 144 |
| C-MIS9 | 144 |
| C-OWD5 | 144 |
| C-SB | 144 |
| C-SCROLL13 | 144 |
| CABCLEANKIT | 153 |
| CABMAT, CABMATV | 150 |
| CIW | 150 |
| CONVERSION | 62 |
| CUDD | 150 |
| D | 108 |
| D…...FD | 108 |
| D2D…...FDD | 108 |
| D3D | 108 |
| DDL29WD | 130 |
| DGBOXLOCK | 154 |
| DGK, DGKIT | 154 |
| DORG | 56 |
| DUCD | 109, 120 |
| DUCDT | 109, 120 |
| F | 123 |
| F...FH | 123 |
| F1D | 109 |
| FALSEPNLCLIP50 | 154 |
| FAR | 125 |
| FB1D | 110 |
| FC330 | 123 |
| FILTERCHAR | 62 |
| FT-CRAFT | 143 |
| FT-KENS | 143 |
| FT-LI | 143 |
| FT-TP2S | 143 |
| FT-TULIP | 143 |
| FT-TULIPTK | 143 |
| FTBK | 107 |
| FWBK | 106 |
| GLAZEPEN | 153 |
| GLSINSCLIPADJ | 156 |
| HKB, HPL | 146 |
| HNG | 155 |
| HNGRESCLIP | 155 |
| HNGSHIMSIDE5, HNGSHIMDEP5 | 155 |
| INSTALLSCR4, INSTALLSCREWS | 156 |
| L-EMPIRE | 142 |
| L-ENGCNTY | 142 |
| L-ENGCNTY5 | 140 |
| L-ESTATES | 140 |
| L-METRO3 | 141 |
| L-MIS | 141 |
| L-SPOOL | 142 |
| L-SQ3 | 141 |
| L-SQ4 | 141 |
| L-SQ5 | 142 |
| L-TP2S | 141 |
| L-TP4S | 141 |
| L-TURNEDPOST | 142 |
| L1D….ALV,L1D | 121 |
| L1D1884H | 121 |
| M-BATTEN8 | 137 |
| M-BATTENS8 | 137 |
| M-BBFR8 | 138 |
| M-BBSHKR8 | 138 |
| M-BBTR8 | 138 |
| M-CRCLST8C | 135 |
| M-CRCOT8C | 135 |
| M-CRCOVE8C | 135 |
| M-CRCOVES8 | 135 |
| M-CRINS8 | 135 |
| M-CRS8 | 136 |
| M-CRSA8 | 135 |
| M-CRSA8C | 135 |
| M-CRSAS8C | 135 |
| M-CRSAT8C | 135 |
| M-CRSHKR8 | 135 |
| M-CRSSF8C | 137 |
| M-CRSTR8C | 137 |
| M-CRSTRS8C | 137 |
| M-CRSWT8 | 136 |
| M-CRTR8 | 136 |
| M-CRTRM8 | 135 |
| M-CRTRS8 | 136 |
| M-CRV8 | 136 |
| M-CTET8 | 137 |
| M-IC8 | 139 |
| M-LBR8 | 137 |
| M-LOSCD8 | 139 |
| M-LR8 | 139 |
| M-LRB8 | 139 |
| M-LRCAP8 | 138 |
| M-LRCPE8 | 137 |
| M-LRCPES8 | 138 |
| M-LRFB8 | 139 |
| M-LRS8 | 139 |
| M-LRVFR8 | 139 |
| M-MF8 | 137 |
| M-OC8 | 139 |
| M-OCA8 | 139 |
| M-OGEE8 | 137 |
| M-QR8 | 139 |
| M-SBE8 | 137 |
| M-SCRIBE8 | 137 |
| M-SHOE8 | 139 |
| M-SOFFITA8 | 139 |
| M-SOFFITE8 | 139 |
| M-SOFFITT8 | 138 |
| M-ST | 132 |
| M-TBE8 | 138 |
| M-TBP8 | 138 |
| M-TK8LW | 138 |
| M-TK8WD | 138 |
| M-TKC | 138 |
| MTUK | 153 |
| OCD….DDN | 102 |
| OCD….DDT | 101 |
| OCD….N | 100 |
| OCD….T | 99 |
| OCINSTALLKIT | 151 |
| OCS….N | 98 |
| OCS….T | 97 |
| OCSMW….DDN | 104 |
| OCSMW….DDT | 103 |
| OLMFO | 124 |
| PAINTQUART | 153 |
| PDO, PDOPOSTS | 151 |
| PFALSEPNLCLIP50 | 154 |
| PNL | 127 |
| RTK | 153 |
| RTK..SM | 153 |
| RTKBRKTSM, RTKBRKT | 154 |
| S-E | 145 |
| S-FL | 144 |
| S-KTB | 145 |
| S-KTG | 145 |
| S-KTW | 145 |
| SB | 68 |
| SB..CM | 69 |
| SB..TO | 69 |
| SB..TOCM | 70 |
| SBD | 72 |
| SBD..FRT | 72 |
| SBDBPNL | 72 |
| SBSC36TO | 71 |
| SBSC36TOCM | 71 |
| SBTA | 73 |
| SBTA..CM | 73 |
| SHELFPEGS | 156 |
| SPD18C | 152 |
| SSC | 153 |
| SSCCLEAR | 153 |
| STAINQRTKIT | 153 |
| STRTHEATSHIELD, STRTHSHIELDSS | 151 |
| TBCF | 126 |
| TDKC | 152 |
| TDRO | 152 |
| TEP | 128 |
| TEPF | 129 |
| TEPF..FPE | 130 |
| TES | 127 |
| TESDD | 131 |
| TOL | 124 |
| TOT | 152 |
| TOUCHLATCH | 149 |
| TUK | 153 |
| TWEP | 128 |
| TWES | 127 |
| U | 93 |
| U….RT | 95 |
| UAB | 86 |
| UAB36LS..PW | 87 |
| UAB3D | 88 |
| UABMWS30DD | 88 |
| UASB | 86 |
| UASBRF | 86 |
| UAVSBAKS | 88 |
| UAVSBRC | 88 |
| UW | 90 |
| VAL.A | 140 |
| VAL.F | 140 |
| VAL.P | 140 |
| VAL.RPA | 140 |
| VB | 113 |
| VB3D | 114 |
| VB4D | 114 |
| VCA2 | 114 |
| VCA2N | 114 |
| VCC3 | 114 |
| VCC3D..FP | 118 |
| VCD6D | 119 |
| VCE | 115 |
| VDL32WD | 130 |
| VM | 122 |
| VSB | 112 |
| VW24305M | 122 |
| VW24306 | 121 |
| VW273090S | 121 |
| VWRM….MTV | 122 |
| VWRM16274M | 122 |
| W | 32 |
| W3D | 45 |
| WAE | 51 |
| WAG | 53 |
| WB | 46 |
| WBC.30PO | 53 |
| WBC.30POOL | 54 |
| WBCF | 125 |
| WCUBH | 55 |
| WD | 47 |
| WD24 .. LSPW | 49 |
| WDAG | 53 |
| WDST | 48 |
| WEP | 128 |
| WER | 50 |
| WES | 126 |
| WESDD | 131 |
| WESRSTB | 51 |
| WGH | 152 |
| WHASQ | 57 |
| WHC | 59 |
| WHCBS | 61 |
| WHCRFST | 57 |
| WHCSQ | 60 |
| WHCT | 59 |
| WHCTP | 60 |
| WHSGM | 58 |
| WHSLPC | 59 |
| WHSLPTP | 59 |
| WHSMC | 60 |
| WHSMTP | 60 |
| WHSQ | 58 |
| WHSQFP | 58 |
| WHWFL | 57 |
| WMC | 56 |
| WMW…...T | 52 |
| WMWS | 51 |
| WOL | 124 |
| WSP | 54 |
| WST | 43 |
| WTCD | 151 |
| WTH | 33 |
| WWL | 55 |
| WWX | 55 |

PIVOT™
MID CONTINENT® CABINETRY

Dear Mid Continent® Pivot™ Customer,

Congratulations on your selection of Mid Continent Pivot cabinetry in a Painted Hardwood or Painted Hardwood with Glaze finish. Because of its unique characteristics, this finish is quite different from other cabinetry finishes you may be familiar with. Your satisfaction is important to Mid Continent Pivot, and we want you to fully understand the characteristics that make painted finishes so distinctive.

It is important to realize that the beauty of wood cabinetry comes from the natural qualities of wood itself. Mid Continent Pivot utilizes only select solid hardwoods and veneers. The beauty of these genuine woods lies in the variation of the grain. The textures of those natural grain patterns often remain visible with Painted Hardwood finishes and should be accepted as inherent characteristics when selecting painted cabinetry.

Seam lines and hairline cracking at stile, rail and panel joints are a normal characteristic of painted finishes and should not be considered a reason for product replacement. When ordering Painted Hardwood 5-piece styles, the door's center panel will be constructed of MDF material. Over time, there may be a slight color shift in the Painted Hardwood finish due to the continued exposure to natural and artificial light sources. We mention these characteristics because neither Mid Continent Pivot nor your Mid Continent Pivot dealer can be responsible for these conditions and variations.

*Example of front joint separation*

*Example of front joint separation*

*Example of end joint separation*

Accordingly, we ask that the following agreement be signed for Painted Hardwood Finish orders.

---

I have read the foregoing and find the characteristic variations of Painted Hardwood finish to be desirable.
As such, I agree not to hold Mid Continent Pivot and/or the Mid Continent Pivot dealer listed below responsible in the event that these characteristics are later found by me to be less desirable than I had expected.

Customer Signature

Customer Name (please print)

Dealer Signature

Dealer Name (please print)

Dealer Purchase Order Number

PAINTED HARDWOOD FINISH AGREEMENT



Effective September 15, 2025

# POLICIES/INFORMATION

## DISCONTINUED PRODUCT POLICY

60 days minimum notice to reps and customers announcing the discontinuation of a product line.

Product will no longer be available for order after the discontinuation date. Only warranty orders will be considered. Even with warranty orders we will have the option to replace customer's defective product with the same discontinued product they originally purchased, or replace all doors originally ordered with a current product that is similar in appearance.

---

## EXPRESS RESPONSE™ PROGRAM - GUIDELINES

### OUR COMMITMENT TO DESIGNERS AND CUSTOMERS

### PURPOSE

The Express Response program is used to expedite orders when customers need product faster than normal lead-time to correct problems with an existing order. Below is an overview of the Express Response program and what you can expect from our commitment to superior service.

### EXPRESS RESPONSE GUIDELINES

- Eligible orders must be associated with a previous order number.
- Lead time calculation is based on receipt of a clean order. Clean orders are orders in which all information is provided and accurate.
- There is no additional upcharge for Express Response.
- There are no cancellations or returns once an Express Response order is received.
- Due to the nature of Special Product Requests and appliance panels, they are excluded from Express Response and will be processed as a standard lead-time order.
- Express Response is available within the continental United States. Should Alaska, Hawaii or international shipments be required, customer service representatives are ready to assist by providing shipping information and determining lead times.

### QUESTIONS?

Contact Customer Service for estimated lead times.

---

## CABINET INSTALLATION INSTRUCTIONS

https://www.masterbrandcabinets.com/installation

## HUMIDIFICATION

https://www.masterbrandcabinets.com/humidification

## CABINET CARE AND CLEANING

https://www.masterbrandcabinets.com/care-and-cleaning

## WARRANTY

Mid Continent® Pivot™ Series has a Limited Lifetime Warranty. For terms and conditions, please visit: https://www.midcontinentcabinetry.com/get-started/love-your-space/warranty.

---

## WOOD DUST WARNING

When cutting, sanding, sawing, or shaping cabinets or wood products, you are likely to generate wood dust. For your own safety, we recommend that you wear a protective mask to prevent breathing wood dust. We also recommend eye protection to avoid injury by flying wood chips or sawdust during cabinet installation.

## CERTIFICATIONS

Learn more at masterbrandcabinets.com/certifications.

# TERMS AND CONDITIONS

## MID CONTINENT® PIVOT™ CABINETS LIFETIME LIMITED WARRANTY AND GENERAL INFORMATION

Prices and specifications in material, construction and design are subject to change without notice as conditions require, or as improvements are developed.

All orders are subject to credit approval.

To avoid errors, orders should be filled out on Mid Continent Pivot Cabinet forms.

**All cabinets are manufactured to individual order and cannot be cancelled or changed after manufacturing has begun. Cycle ship orders cannot be changed after the cut-off date.**

Returns will not be accepted without prior written authorization.

Mid Continent Pivot cabinets carry a Lifetime Limited Warranty. This limited warranty does not cover misuse*, improper storage, improper installation, labor costs or defects incurred during installation, storage or transportation. We reserve the right to repair or replace any defective material after field inspection by our representative. For complete warranty details, please refer to the Mid Continent Pivot Warranty Document.

A product count and inspection must be performed before signing the Bill of Lading. Shortage, obvious damage and occurrences of mishandling must be noted on the Bill of Lading before it is signed. Replacement orders must then be made with Mid Continent Pivot Customer Service. A signed Bill of Lading with no notations will indicate a complete and damage free shipment.

Sales are only to approved, authorized accounts.

Please make reference to the cabinet selection guide for information pertaining to characteristics of wood. This information will tell you the reactions that natural woods might develop under certain conditions after product is finished.

# NOTES

# NOTES

# NOTES

# NOTES

# NOTES

mid continent® CABINETRY

Enlightened.™ This is Mid Continent.™

## DESIGNER PHOTO SUBMISSION

# CALL FOR ENTRIES!

Don't miss out on the opportunity to have your design work featured on MasterBrand's website, social media, literature and beyond. We want to promote you by spotlighting your design talent.

**Submission is simple via the Mid Continent Brand Portal on MasterBrand Connect.**

## TIPS AND REQUIREMENTS:

- A brief tutorial is available on Connect to navigate you through the simple submission tool.
- The submission form is within the Brand Portal section on Connect.
- A 'consent for use' form is required for each submission and is also available on Connect.
- Image quality, size, and theme will be taken into consideration for specific usability.
- Submission of media does not guarantee public use, but all submissions are reviewed for consideration and may be used internally.

## HOW TO TAKE A BEAUTIFUL PHOTO

Taking a post worthy in-home photo with your mobile device can be simple! For helpful tips and tricks on lighting, exposure, and getting the right angle, visit MasterBrand Connect to view our valuable reference guide.

Connect™

**Share your Mid Continent designs with us by scanning the QR code.**

© 2025 MasterBrand Cabinets LLC. All rights reserved. 09/25

mid continent® CABINETRY

# SIGNATURE™ SERIES
# PIVOT™ SERIES

**Share your design with us by tagging us on social with #MidContinentCabinetry.**

---

Styles, product availability and construction may vary slightly from those shown in this book due to material availability and/or design evolution. Specifications are subject to change without notice. Customer service is available if your design requires verification of product availability and specifications.

Product photography and illustrations have been reproduced as accurately as printing technologies permit. To ensure highest satisfaction, we strongly recommend you view an actual sample for best color, wood grain and finish representation.

**Mid Continent Cabinetry® has a Limited Lifetime Warranty.**
For terms and conditions, please visit www.midcontinentcabinetry.com/warranty

**Customer Service**
Hours: Mon - Fri, 8:30 AM - 6:00 PM EST
Phone: 888-835-0268
Please reference Service Policies at masterbrandconnect.com

Designer ID #: _____

Customer Account #: _____

Sales Rep: _____

LIMITED LIFETIME WARRANTY

National Forest Foundation

ICC ES CERTIFIED TO ANSI A161.1

Safe & Sustainable Cabinetry ICC ES SASC

Part of the MasterBrand® Family

**midcontinentcabinetry.com**
#MidContinentCabinets
© 2025 MasterBrand Cabinets LLC
All rights reserved.

1172129920
63500/WLD/09-25